

Selected Socio-Economic Data

Santo Domingo Pueblo CDP, New Mexico

American Indian/Native American and White, Not Hispanic

Data Set: 2008-2012 American Community Survey 5-Year Estimates

www.fairvote2020.org

www.fairdata2000.com

[27-Dec-13](#)

C02003.DETAILED RACE - Universe: TOTAL POPULATION

Data Set: 2008-2012 American Community Survey 5-Year Estimates

	Santo Domingo Pueblo CDP, New Mexico		
	Population	Margin of Error (+/-)	% of Total
Total:	2,288	324	100.0%
Population of one race:	2,278	324	99.6%
White	0	12	0.0%
Black or African American	0	12	0.0%
American Indian and Alaska Native	2,278	324	99.6%
Asian alone	0	12	0.0%
Native Hawaiian and Other Pacific Islander	0	12	0.0%
Some other race	0	12	0.0%
Population of two or more races:	10	12	0.4%
Two races including Some other race	10	12	0.4%
Two races excluding Some other race, and three or more races	0	12	0.0%
Population of two races:	10	12	0.4%
White; Black or African American	0	12	0.0%
White; American Indian and Alaska Native	0	12	0.0%
White; Asian	0	12	0.0%
Black or African American; American Indian and Alaska Native	0	12	0.0%
All other two race combinations	10	12	0.4%
Population of three races	0	12	0.0%
Population of four or more races	0	12	0.0%

Note: Hispanics may be of any race. See Table C03002 and chart.

Source: U.S. Census Bureau, 2008-2012 American Community Survey

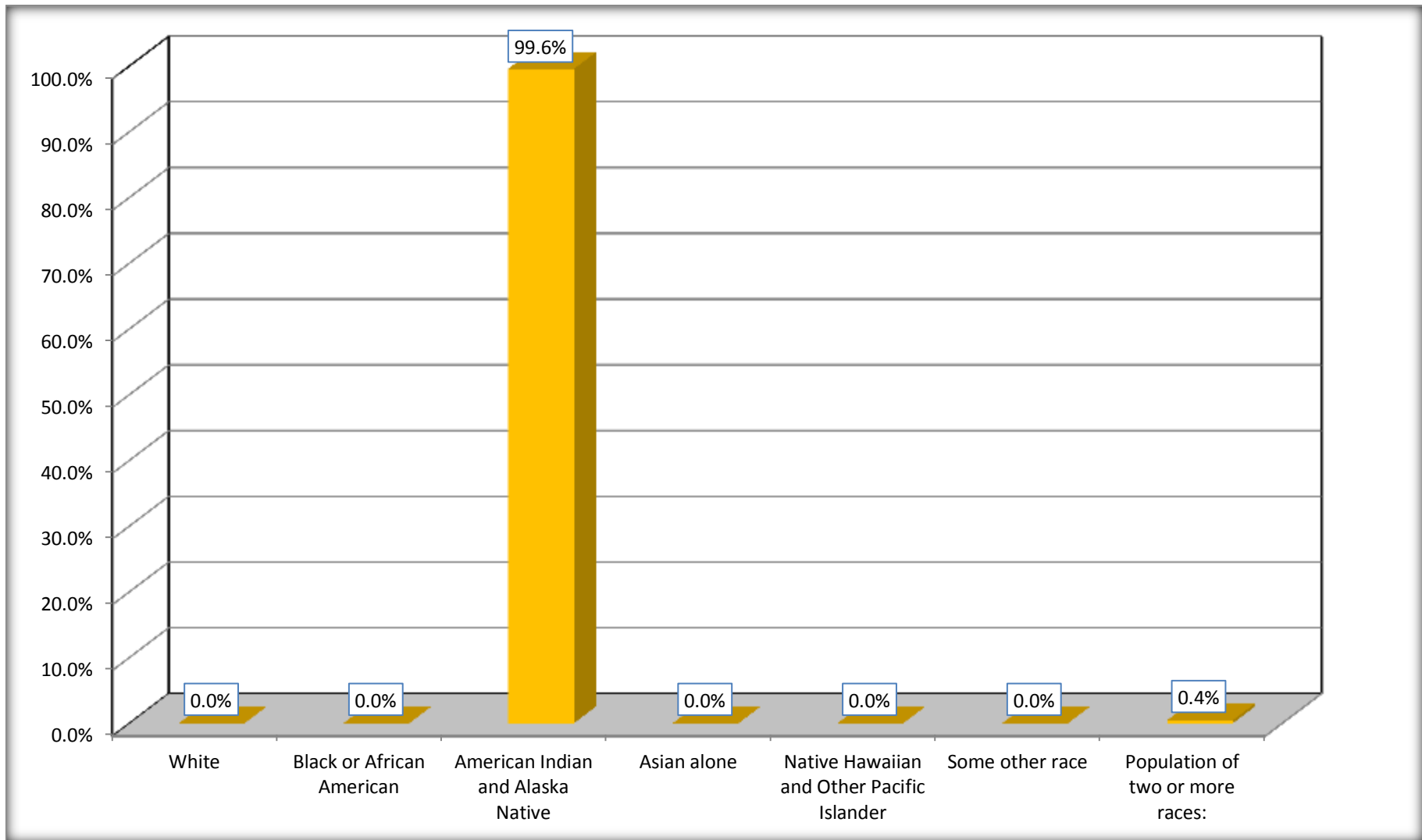
Although the American Community Survey (ACS) produces population, demographic and housing unit estimates, it is the Census Bureau's Population Estimates Program that produces and disseminates the official estimates of the population for the nation, states, counties, cities and towns and estimates of housing units for states and counties.

For information on confidentiality protection, sampling error, nonsampling error, and definitions, see Survey Methodology.

<http://www.census.gov/acs/www/UseData/index.htm>

Population by Race

Santo Domingo Pueblo CDP, New Mexico



Source: C02003.DETAILED RACE - Universe: TOTAL POPULATION
Data Set: 2008-2012 American Community Survey 5-Year Estimates

B03002. HISPANIC OR LATINO ORIGIN BY RACE - Universe: TOTAL POPULATION

Data Set: 2008-2012 American Community Survey 5-Year Estimates

	Santo Domingo Pueblo CDP, New Mexico		
	Population	Margin of Error (+/-)	% of Total
Total:	2,288	324	100.0%
Not Hispanic or Latino:	2,285	324	99.9%
White alone	0	12	0.0%
Black or African American alone	0	12	0.0%
American Indian and Alaska Native alone	2,278	324	99.6%
Asian alone	0	12	0.0%
Native Hawaiian and Other Pacific Islander alone	0	12	0.0%
Some other race alone	0	12	0.0%
Two or more races:	7	11	0.3%
Two races including Some other race	7	11	0.3%
Two races excluding Some other race, and three or more races	0	12	0.0%
Hispanic or Latino	3	5	0.1%

Source: U.S. Census Bureau, 2008-2012 American Community Survey

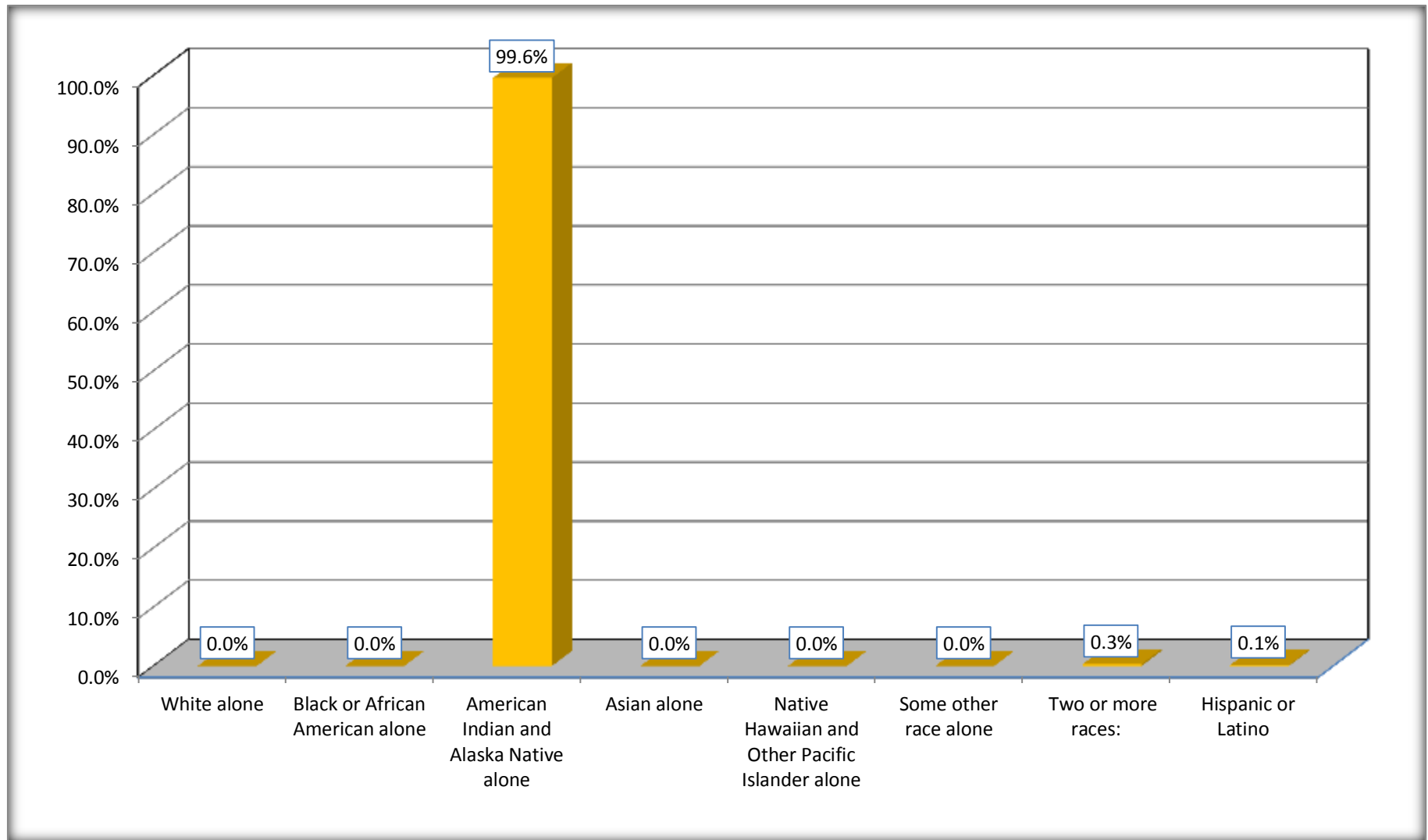
Although the American Community Survey (ACS) produces population, demographic and housing unit estimates, it is the Census Bureau's Population Estimates Program that produces and disseminates the official estimates of the population for the nation, states, counties, cities and towns and estimates of housing units for states and counties.

For information on confidentiality protection, sampling error, nonsampling error, and definitions, see Survey Methodology.

<http://www.census.gov/acs/www/UseData/index.htm>

Non-Hispanic by Race and Hispanic Population

Santo Domingo Pueblo CDP, New Mexico



Source: B03002. HISPANIC OR LATINO ORIGIN BY RACE - Universe: TOTAL POPULATION
Data Set: 2008-2012 American Community Survey 5-Year Estimates

B03002. HISPANIC OR LATINO ORIGIN BY RACE

Data Set: 2008-2012 American Community Survey 5-Year Estimates

	Santo Domingo Pueblo CDP, New Mexico		
	Population	Margin of Error (+/-)	% of Total
Hispanic or Latino:	3	5	100.0%
White alone	0	12	0.0%
Black or African American alone	0	12	0.0%
American Indian and Alaska Native alone	0	12	0.0%
Asian alone	0	12	0.0%
Native Hawaiian and Other Pacific Islander alone	0	12	0.0%
Some other race alone	0	12	0.0%
Two or more races:	3	5	100.0%
Two races including Some other race	3	5	100.0%
Two races excluding Some other race, and three or more races	0	12	0.0%

Source: U.S. Census Bureau, 2008-2012 American Community Survey

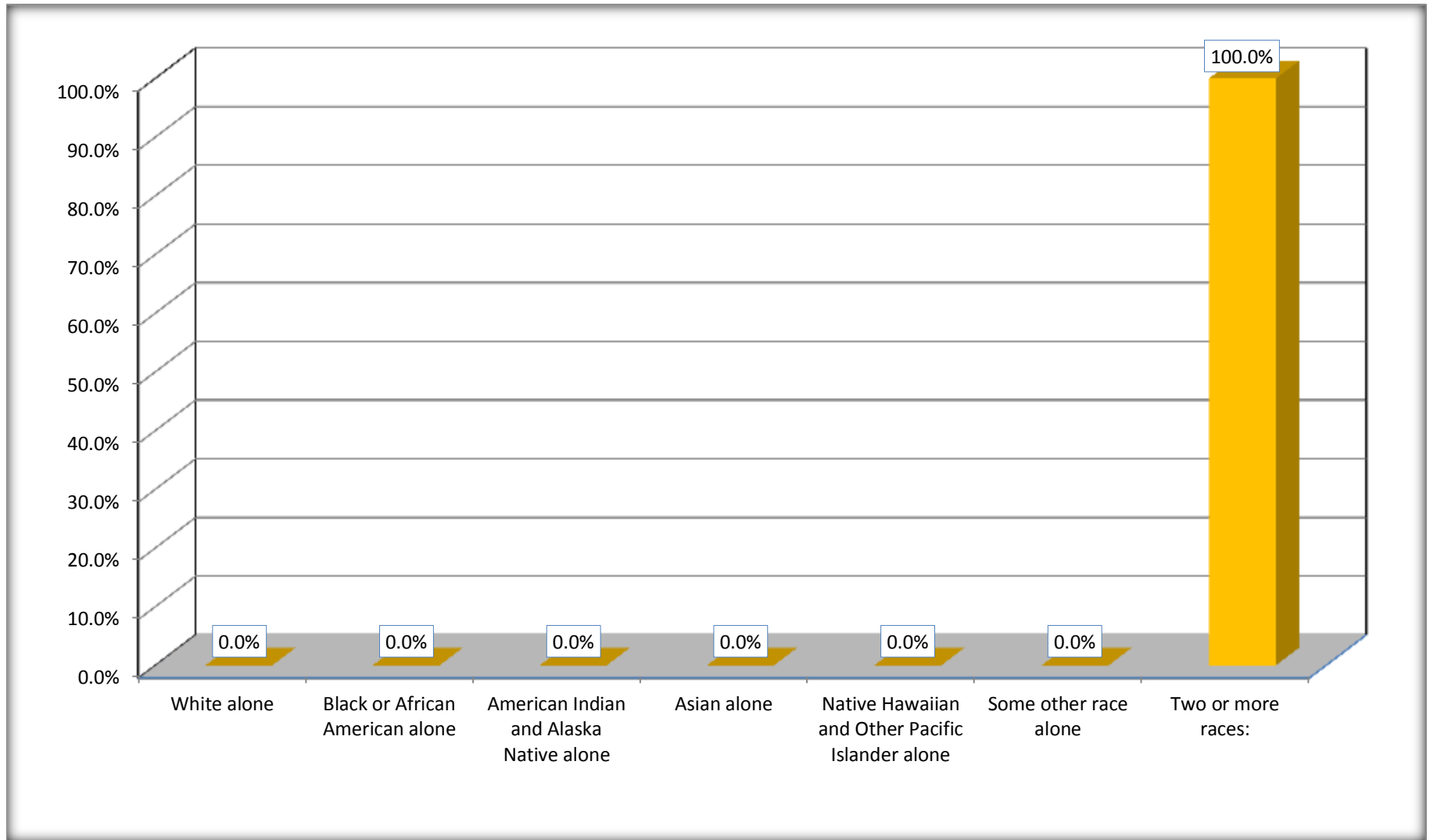
Although the American Community Survey (ACS) produces population, demographic and housing unit estimates, it is the Census Bureau's Population Estimates Program that produces and disseminates the official estimates of the population for the nation, states, counties, cities and towns and estimates of housing units for states and counties.

For information on confidentiality protection, sampling error, nonsampling error, and definitions, see Survey Methodology.

<http://www.census.gov/acs/www/UseData/index.htm>

Hispanic or Latino Origin by Race

Santo Domingo Pueblo CDP, New Mexico



Source: B03002. HISPANIC OR LATINO ORIGIN BY RACE
Data Set: 2008-2012 American Community Survey 5-Year Estimates