

Selected Socio-Economic Data

Healdton city, Oklahoma

American Indian/Native American and White, Not Hispanic

Data Set: 2008-2012 American Community Survey 5-Year Estimates

www.fairvote2020.org

www.fairdata2000.com

[27-Dec-13](#)

C02003.DETAILED RACE - Universe: TOTAL POPULATION

Data Set: 2008-2012 American Community Survey 5-Year Estimates

	Healdton city, Oklahoma		
	Population	Margin of Error (+/-)	% of Total
Total:	2,794	30	100.0%
Population of one race:	2,723	83	97.5%
White	2,415	158	86.4%
Black or African American	8	16	0.3%
American Indian and Alaska Native	292	137	10.5%
Asian alone	0	10	0.0%
Native Hawaiian and Other Pacific Islander	0	10	0.0%
Some other race	8	13	0.3%
Population of two or more races:	71	80	2.5%
Two races including Some other race	0	10	0.0%
Two races excluding Some other race, and three or more races	71	80	2.5%
Population of two races:	71	80	2.5%
White; Black or African American	0	10	0.0%
White; American Indian and Alaska Native	71	80	2.5%
White; Asian	0	10	0.0%
Black or African American; American Indian and Alaska Native	0	10	0.0%
All other two race combinations	0	10	0.0%
Population of three races	0	10	0.0%
Population of four or more races	0	10	0.0%

Note: Hispanics may be of any race. See Table C03002 and chart.

Source: U.S. Census Bureau, 2008-2012 American Community Survey

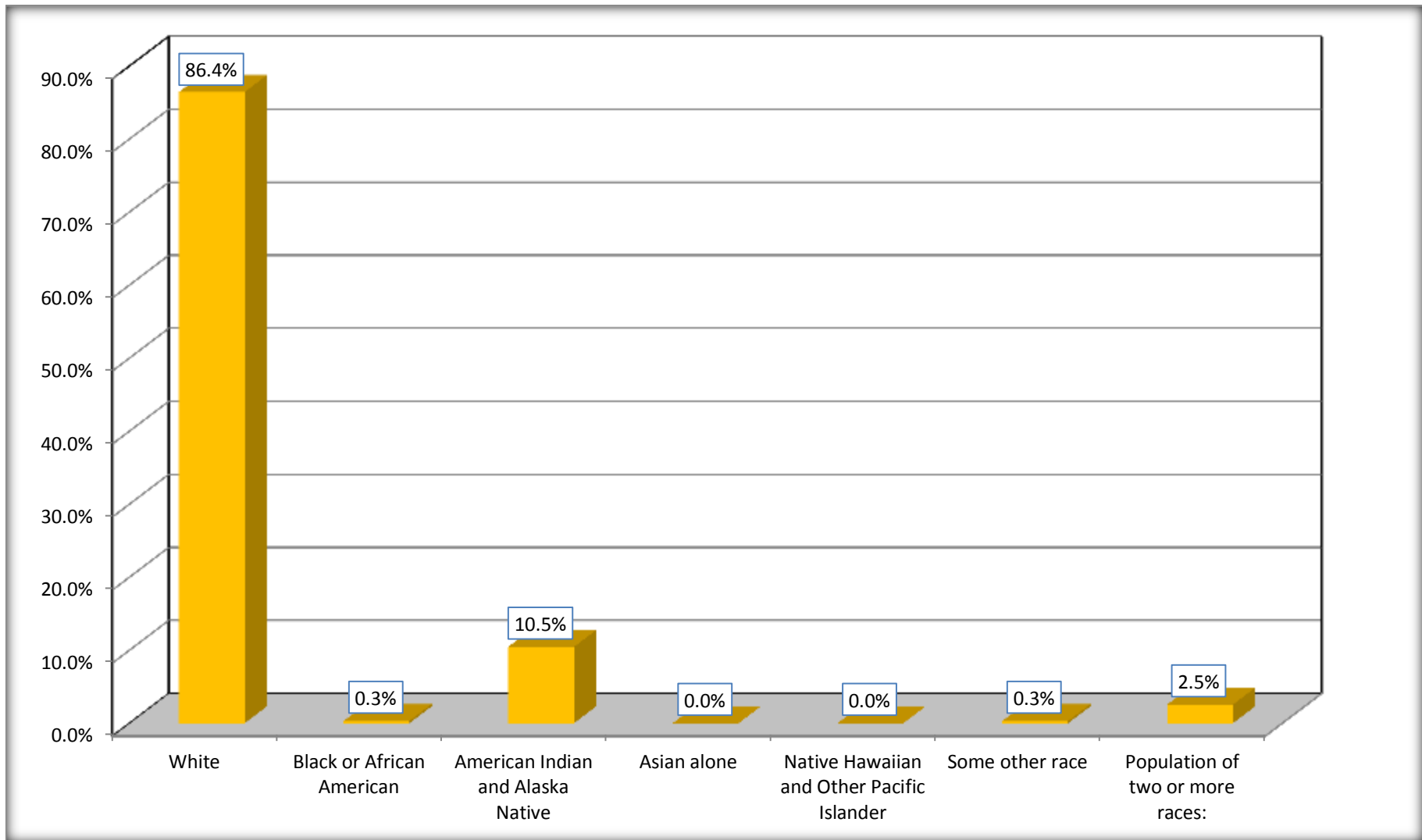
Although the American Community Survey (ACS) produces population, demographic and housing unit estimates, it is the Census Bureau's Population Estimates Program that produces and disseminates the official estimates of the population for the nation, states, counties, cities and towns and estimates of housing units for states and counties.

For information on confidentiality protection, sampling error, nonsampling error, and definitions, see Survey Methodology.

<http://www.census.gov/acs/www/UseData/index.htm>

Population by Race

Healdton city, Oklahoma



Source: C02003.DETAILED RACE - Universe: TOTAL POPULATION
Data Set: 2008-2012 American Community Survey 5-Year Estimates

B03002. HISPANIC OR LATINO ORIGIN BY RACE - Universe: TOTAL POPULATION

Data Set: 2008-2012 American Community Survey 5-Year Estimates

	Healdton city, Oklahoma		
	Population	Margin of Error (+/-)	% of Total
Total:	2,794	30	100.0%
Not Hispanic or Latino:	2,766	45	99.0%
White alone	2,415	158	86.4%
Black or African American alone	8	16	0.3%
American Indian and Alaska Native alone	272	124	9.7%
Asian alone	0	10	0.0%
Native Hawaiian and Other Pacific Islander alone	0	10	0.0%
Some other race alone	0	10	0.0%
Two or more races:	71	80	2.5%
Two races including Some other race	0	10	0.0%
Two races excluding Some other race, and three or more races	71	80	2.5%
Hispanic or Latino	28	33	1.0%

Source: U.S. Census Bureau, 2008-2012 American Community Survey

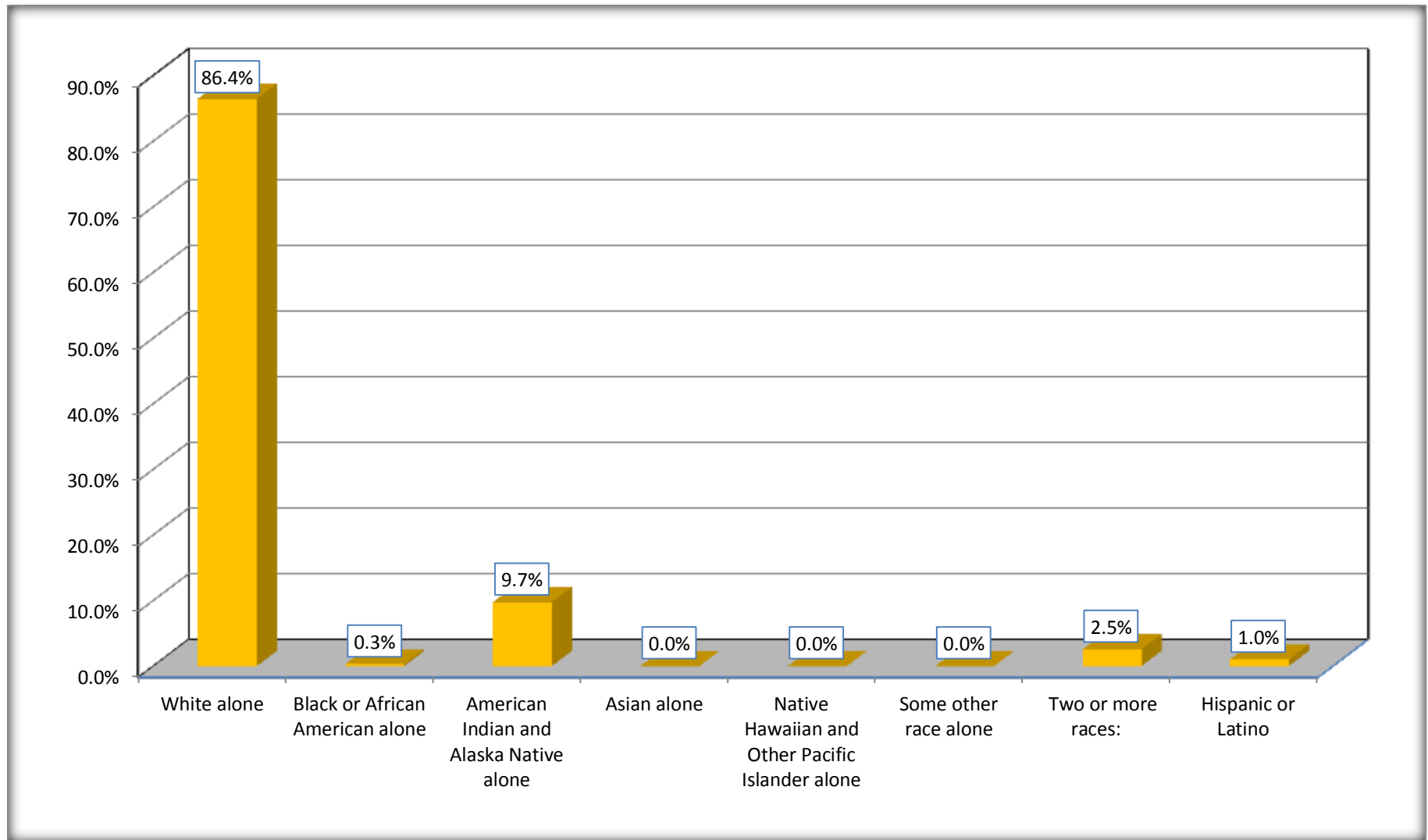
Although the American Community Survey (ACS) produces population, demographic and housing unit estimates, it is the Census Bureau's Population Estimates Program that produces and disseminates the official estimates of the population for the nation, states, counties, cities and towns and estimates of housing units for states and counties.

For information on confidentiality protection, sampling error, nonsampling error, and definitions, see Survey Methodology.

<http://www.census.gov/acs/www/UseData/index.htm>

Non-Hispanic by Race and Hispanic Population

Healdton city, Oklahoma



Source: B03002. HISPANIC OR LATINO ORIGIN BY RACE - Universe: TOTAL POPULATION
Data Set: 2008-2012 American Community Survey 5-Year Estimates

B03002. HISPANIC OR LATINO ORIGIN BY RACE

Data Set: 2008-2012 American Community Survey 5-Year Estimates

	Healdton city, Oklahoma		
	Population	Margin of Error (+/-)	% of Total
Hispanic or Latino:	28	33	100.0%
White alone	0	10	0.0%
Black or African American alone	0	10	0.0%
American Indian and Alaska Native alone	20	31	71.4%
Asian alone	0	10	0.0%
Native Hawaiian and Other Pacific Islander alone	0	10	0.0%
Some other race alone	8	13	28.6%
Two or more races:	0	10	0.0%
Two races including Some other race	0	10	0.0%
Two races excluding Some other race, and three or more races	0	10	0.0%

Source: U.S. Census Bureau, 2008-2012 American Community Survey

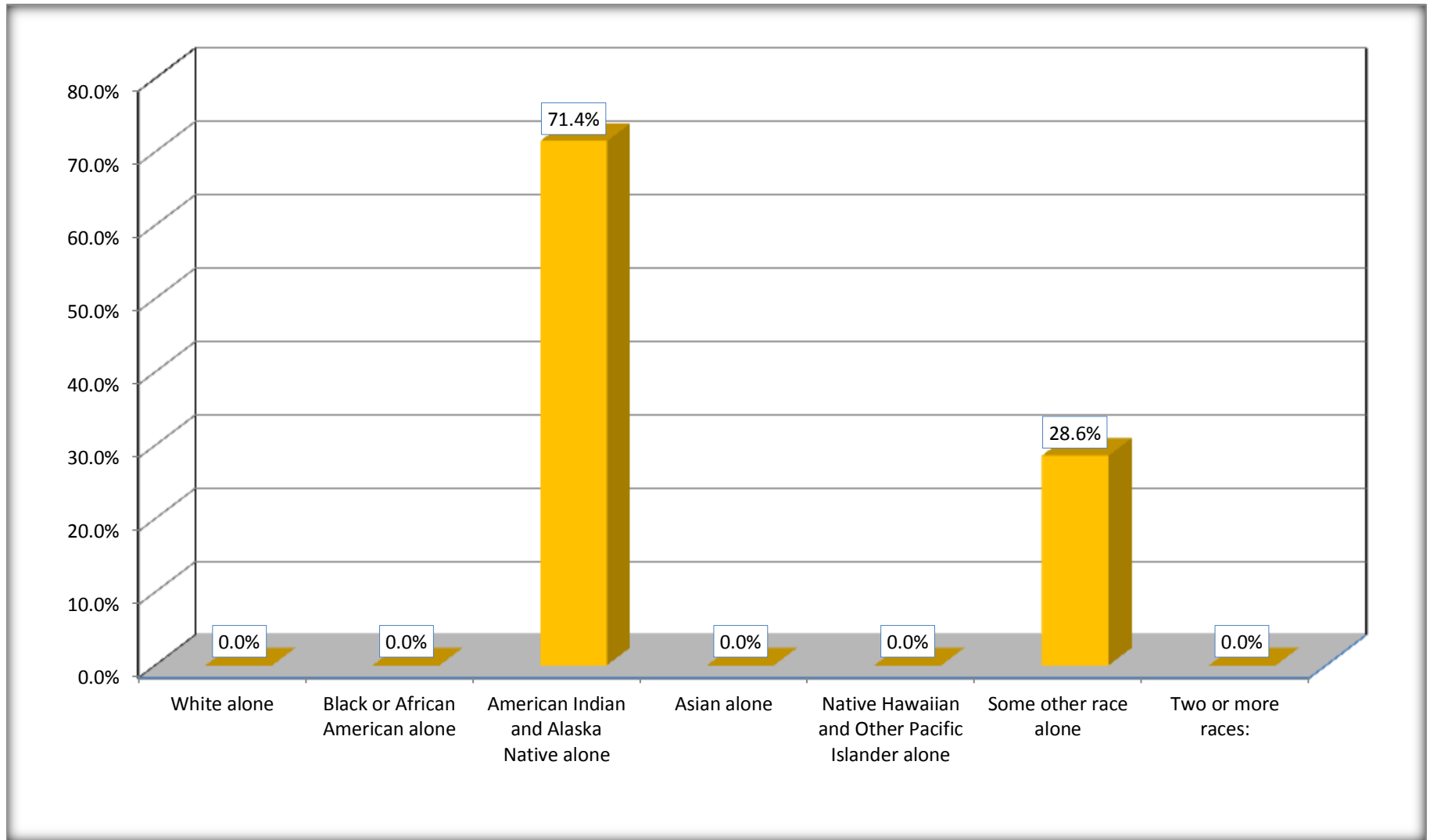
Although the American Community Survey (ACS) produces population, demographic and housing unit estimates, it is the Census Bureau's Population Estimates Program that produces and disseminates the official estimates of the population for the nation, states, counties, cities and towns and estimates of housing units for states and counties.

For information on confidentiality protection, sampling error, nonsampling error, and definitions, see Survey Methodology.

<http://www.census.gov/acs/www/UseData/index.htm>

Hispanic or Latino Origin by Race

Healdton city, Oklahoma



Source: B03002. HISPANIC OR LATINO ORIGIN BY RACE
Data Set: 2008-2012 American Community Survey 5-Year Estimates

B01001. SEX BY AGE

Data Set: 2008-2012 American Community Survey 5-Year Estimates

	Healdton city, Oklahoma					
	American Indian	Margin of Error (+/-)	% of Am. Ind. Total	White, Not Hispanic	Margin of Error (+/-)	% of NHW Total
Total:	292	137	100.0%	2,415	158	100.0%
Under 18 years	103	NC	35.3%	590	NC	24.4%
18 to 64 years	158	NC	54.1%	1,383	NC	57.3%
65 years and over	31	NC	10.6%	442	NC	18.3%
Male:	191	113	65.4%	1,057	18	43.8%
Under 18 years	94	NC	32.2%	214	NC	8.9%
18 to 64 years	92	NC	31.5%	708	NC	29.3%
65 years and over	5	NC	1.7%	135	NC	5.6%
Female:	101	64	34.6%	1,358	18	56.2%
Under 18 years	9	NC	3.1%	376	NC	15.6%
18 to 64 years	66	NC	22.6%	675	NC	28.0%
65 years and over	26	NC	8.9%	307	NC	12.7%

Source: U.S. Census Bureau, 2008-2012 American Community Survey

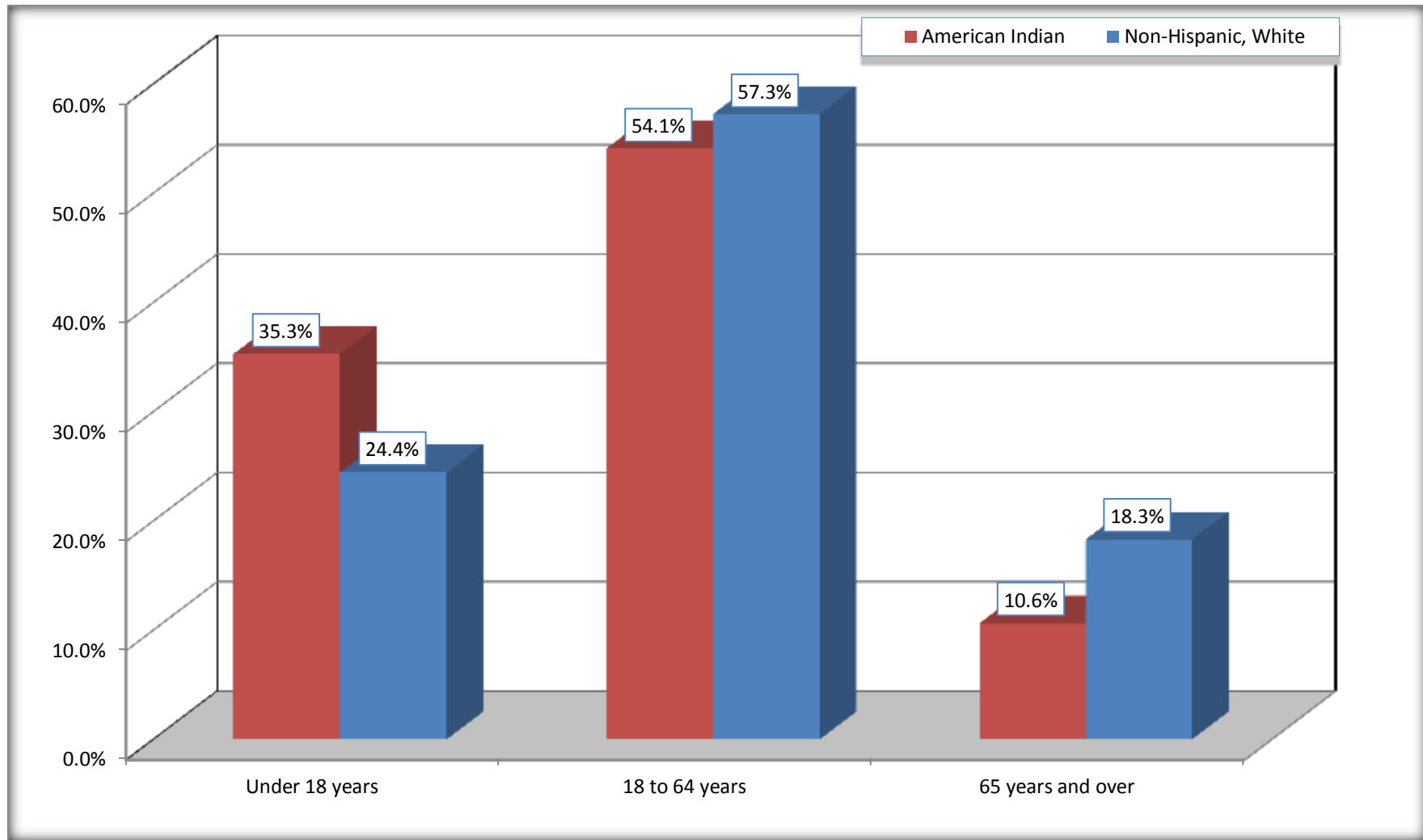
Although the American Community Survey (ACS) produces population, demographic and housing unit estimates, it is the Census Bureau's Population Estimates Program that produces and disseminates the official estimates of the population for the nation, states, counties, cities and towns and estimates of housing units for states and counties.

For information on confidentiality protection, sampling error, nonsampling error, and definitions, see Survey Methodology.

<http://www.census.gov/acs/www/UseData/index.htm>

Population by Age

Healdton city, Oklahoma



Source: B01001. SEX BY AGE
Data Set: 2008-2012 American Community Survey 5-Year Estimates

B05003. SEX BY AGE BY CITIZENSHIP STATUS

Data Set: 2008-2012 American Community Survey 5-Year Estimates

	Healdton city, Oklahoma					
	American Indian	Margin of Error (+/-)	% of Am. Ind. Total by Age	White, Not Hispanic	Margin of Error (+/-)	% of NHW Total by Age
Total:	292	137	100.0%	2,415	158	100.0%
Under 18 years:	103	NC	100.0%	590	NC	100.0%
Native	103	NC	100.0%	590	NC	100.0%
Foreign born:	0	NC	0.0%	0	NC	0.0%
Naturalized U.S. citizen	0	NC	0.0%	0	NC	0.0%
Not a U.S. citizen	0	NC	0.0%	0	NC	0.0%
18 years and over:	189	NC	100.0%	1,825	NC	100.0%
Native	189	NC	100.0%	1,819	NC	99.7%
Foreign born:	0	NC	0.0%	6	NC	0.3%
Naturalized U.S. citizen	0	NC	0.0%	6	NC	0.3%
Not a U.S. citizen	0	NC	0.0%	0	NC	0.0%
Male:	191	113	65.4%	1,057	142	43.8%
Under 18 years:	94	75	100.0%	214	86	100.0%
Native	94	75	100.0%	214	86	100.0%
Foreign born:	0	10	0.0%	0	10	0.0%
Naturalized U.S. citizen	0	10	0.0%	0	10	0.0%
Not a U.S. citizen	0	10	0.0%	0	10	0.0%
18 years and over:	97	63	100.0%	843	123	100.0%
Native	97	63	100.0%	843	123	100.0%
Foreign born:	0	10	0.0%	0	10	0.0%
Naturalized U.S. citizen	0	10	0.0%	0	10	0.0%
Not a U.S. citizen	0	10	0.0%	0	10	0.0%

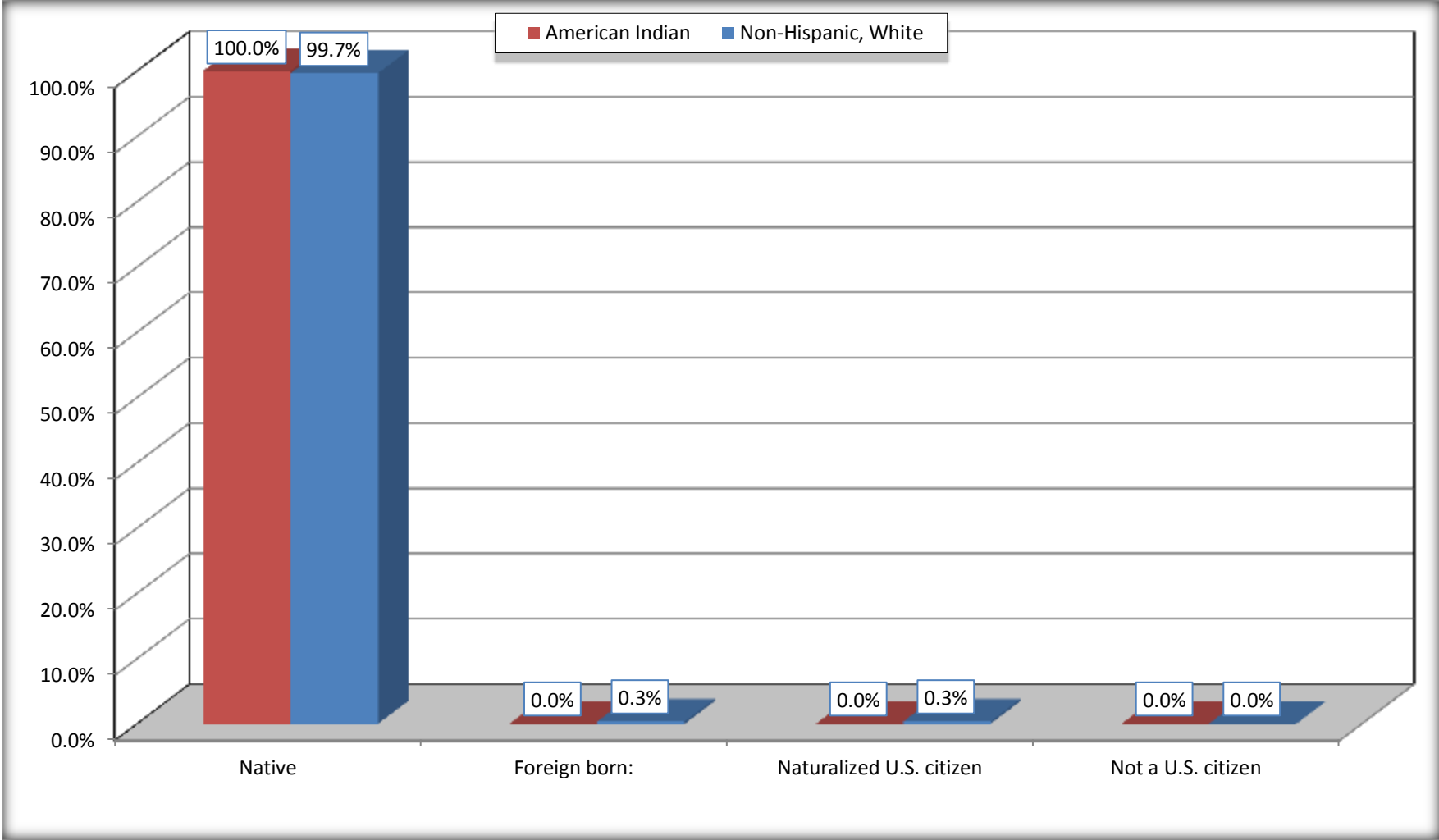
	Healdton city, Oklahoma					
	American Indian	Margin of Error (+/-)	% of AA by Age	White, Not Hispanic	Margin of Error (+/-)	% of NHW by Age
Female:	101	64	34.6%	1,358	151	56.2%
Under 18 years:	9	15	100.0%	376	119	100.0%
Native	9	15	100.0%	376	119	100.0%
Foreign born:	0	10	0.0%	0	10	0.0%
Naturalized U.S. citizen	0	10	0.0%	0	10	0.0%
Not a U.S. citizen	0	10	0.0%	0	10	0.0%
18 years and over:	92	55	100.0%	982	122	100.0%
Native	92	55	100.0%	976	123	99.4%
Foreign born:	0	10	0.0%	6	10	0.6%
Naturalized U.S. citizen	0	10	0.0%	6	10	0.6%
Not a U.S. citizen	0	10	0.0%	0	10	0.0%

Source: U.S. Census Bureau, 2008-2012 American Community Survey

For information on confidentiality protection, sampling error, nonsampling error, and definitions, see Survey Methodology.
<http://www.census.gov/acs/www/UseData/index.htm>

Citizenship Status of Voting Age Population (18 and Over)

Healdton city, Oklahoma



Source: B05003. SEX BY AGE BY CITIZENSHIP STATUS
Data Set: 2008-2012 American Community Survey 5-Year Estimates

**B07004. GEOGRAPHICAL MOBILITY IN THE PAST YEAR BY RACE FOR CURRENT RESIDENCE IN THE UNITED STATES - Universe:
POPULATION 1 YEAR AND OVER**

Data Set: 2008-2012 American Community Survey 5-Year Estimates

	Healdton city, Oklahoma					
	American Indian	Margin of Error (+/-)	% of Am. Ind. Total	White, Not Hispanic	Margin of Error (+/-)	% of NHW Total
Total:	292	137	100.0%	2,383	163	100.0%
Same house 1 year ago	154	92	52.7%	2,158	201	90.6%
Moved within same county	82	80	28.1%	165	117	6.9%
Moved from different county within same state	30	20	10.3%	34	39	1.4%
Moved from different state	26	41	8.9%	26	39	1.1%
Moved from abroad	0	10	0.0%	0	10	0.0%

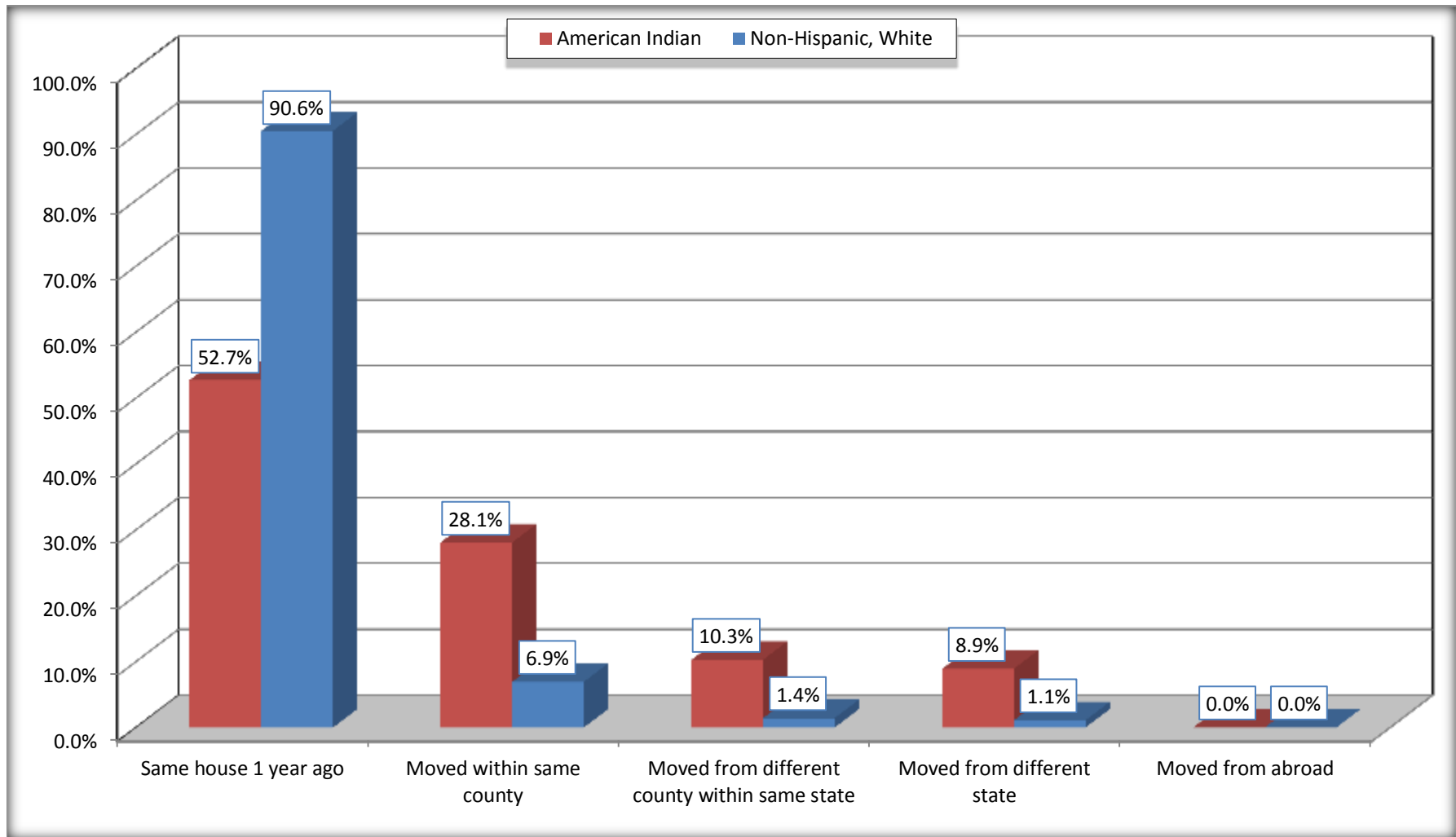
Source: U.S. Census Bureau, 2008-2012 American Community Survey

For information on confidentiality protection, sampling error, nonsampling error, and definitions, see Survey Methodology.

<http://www.census.gov/acs/www/UseData/index.htm>

Geographical Mobility in the Past Year (Population 1 Year and Over)

Healdton city, Oklahoma



Source: B07004. GEOGRAPHICAL MOBILITY IN THE PAST YEAR BY RACE FOR CURRENT RESIDENCE IN THE UNITED STATES - Universe: POPULATION 1 YEAR AND OVER

Data Set: 2008-2012 American Community Survey 5-Year Estimates

B08105. MEANS OF TRANSPORTATION TO WORK - Universe: WORKERS 16 YEARS AND OVER

Data Set: 2008-2012 American Community Survey 5-Year Estimates

	Healdton city, Oklahoma					
	American Indian	Margin of Error (+/-)	% of Am. Ind. Total	White, Not Hispanic	Margin of Error (+/-)	% of NHW Total
Total:	74	52	100.0%	955	197	100.0%
Car, truck, or van - drove alone	50	40	67.6%	839	178	87.9%
Car, truck, or van - carpoled	12	16	16.2%	75	63	7.9%
Public transportation (excluding taxicab)	0	10	0.0%	0	10	0.0%
Walked	0	10	0.0%	0	10	0.0%
Taxicab, motorcycle, bicycle, or other means	0	10	0.0%	0	10	0.0%
Worked at home	12	18	16.2%	41	33	4.3%

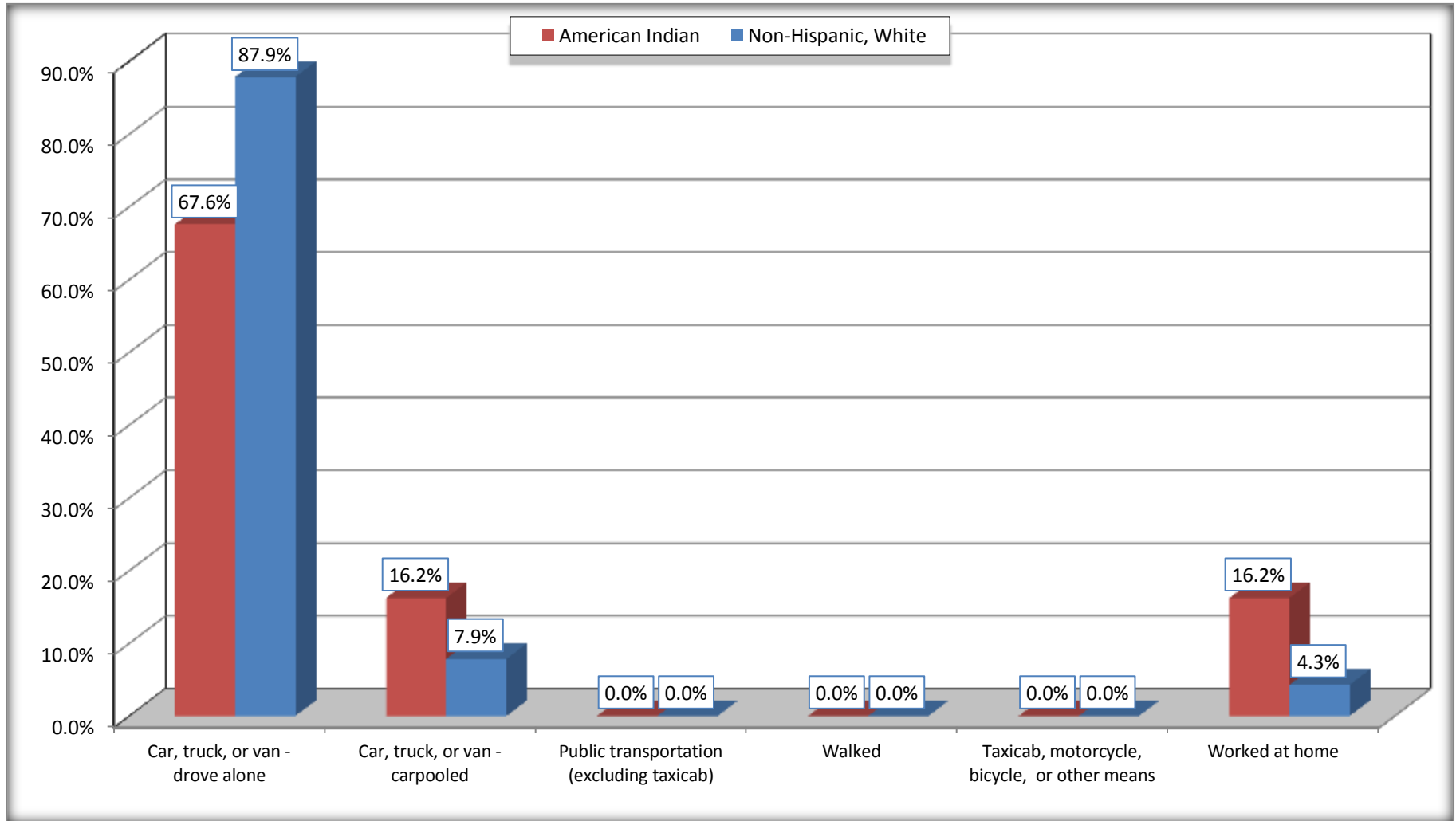
Source: U.S. Census Bureau, 2008-2012 American Community Survey

For information on confidentiality protection, sampling error, nonsampling error, and definitions, see Survey Methodology.

<http://www.census.gov/acs/www/UseData/index.htm>

Means of Transportation to Work (Workers 16 Years and Over)

Healdton city, Oklahoma



Source: B08105. MEANS OF TRANSPORTATION TO WORK - Universe: WORKERS 16 YEARS AND OVER
Data Set: 2008-2012 American Community Survey 5-Year Estimates

B11002. HOUSEHOLD TYPE BY RELATIVES AND NONRELATIVES FOR POPULATION IN HOUSEHOLDS

Data Set: 2008-2012 American Community Survey 5-Year Estimates

	Healdton city, Oklahoma					
	American Indian	Margin of Error (+/-)	% of Am. Ind. Total	White, Not Hispanic	Margin of Error (+/-)	% of NHW Total
Total:	244	154	100.0%	2463	167	100.0%
In family households	186	134	76.2%	2167	204	88.0%
In nonfamily households	58	51	23.8%	296	122	12.0%

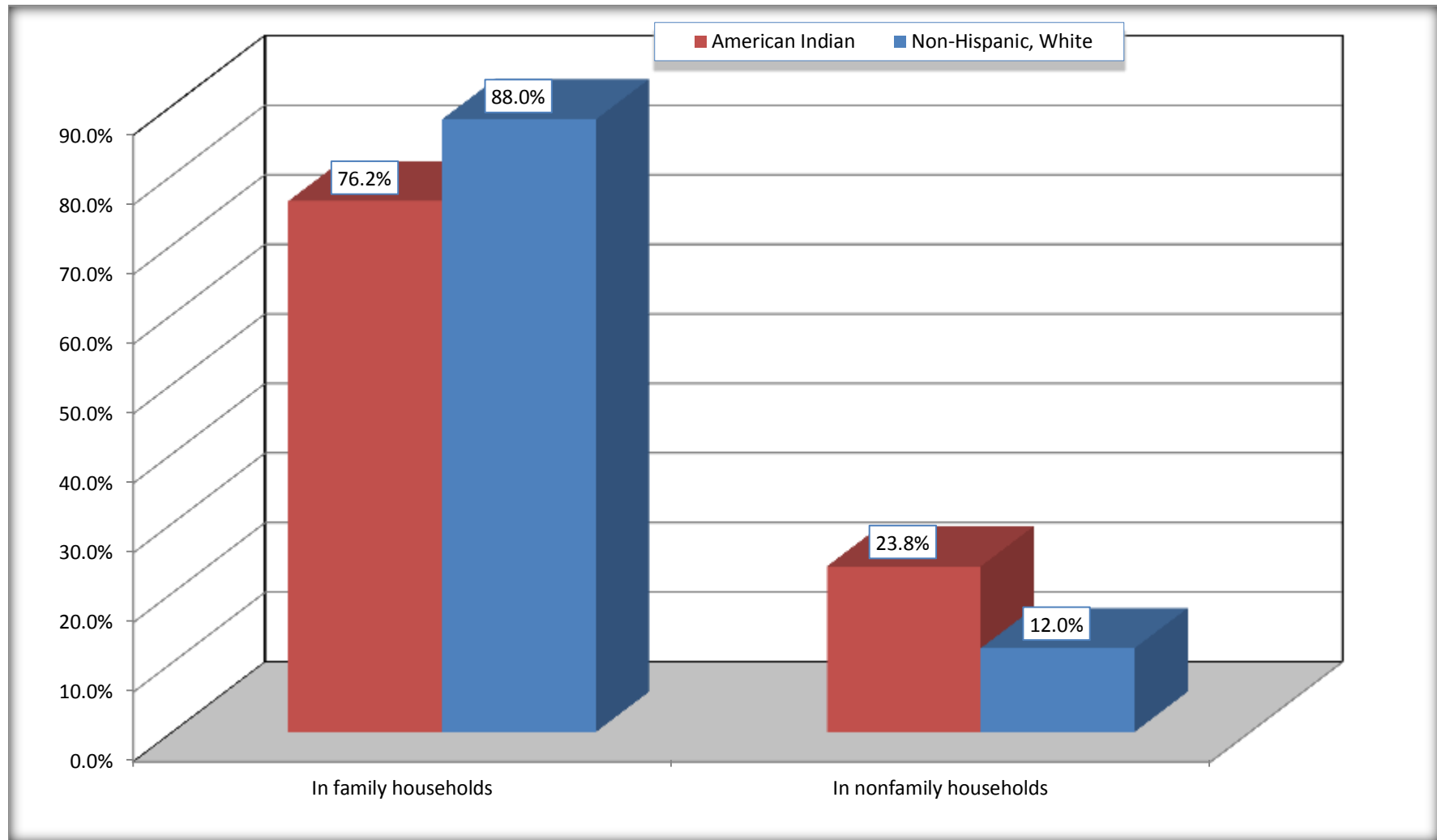
Source: U.S. Census Bureau, 2008-2012 American Community Survey

For information on confidentiality protection, sampling error, nonsampling error, and definitions, see Survey Methodology.

<http://www.census.gov/acs/www/UseData/index.htm>

Household Type for Population in Households

Healdton city, Oklahoma



Source: B11002. HOUSEHOLD TYPE BY RELATIVES AND NONRELATIVES FOR POPULATION IN HOUSEHOLDS
Data Set: 2008-2012 American Community Survey 5-Year Estimates

B12002. MARITAL STATUS FOR THE POPULATION 15 YEARS AND OVER

Data Set: 2008-2012 American Community Survey 5-Year Estimates

	Healdton city, Oklahoma					
	American Indian	Margin of Error (+/-)	% of Am. Ind. Total	White, Not Hispanic	Margin of Error (+/-)	% of NHW Total
Total:	209	106	100.0%	1,889	178	100.0%
Never married	70	NC	33.5%	357	NC	18.9%
Now married (except separated)	78	NC	37.3%	1,018	NC	53.9%
Separated	0	NC	0.0%	40	NC	2.1%
Widowed	31	NC	14.8%	257	NC	13.6%
Divorced	30	NC	14.4%	217	NC	11.5%
Male:	117	84	56.0%	864	124	45.7%
Never married	70	72	33.5%	170	60	9.0%
Now married (except separated)	30	37	14.4%	566	120	30.0%
Separated	0	10	0.0%	23	31	1.2%
Widowed	5	9	2.4%	16	19	0.8%
Divorced	12	18	5.7%	89	46	4.7%
Female:	92	55	44.0%	1,025	125	54.3%
Never married	0	10	0.0%	187	104	9.9%
Now married (except separated)	48	36	23.0%	452	91	23.9%
Separated	0	10	0.0%	17	24	0.9%
Widowed	26	33	12.4%	241	83	12.8%
Divorced	18	29	8.6%	128	67	6.8%

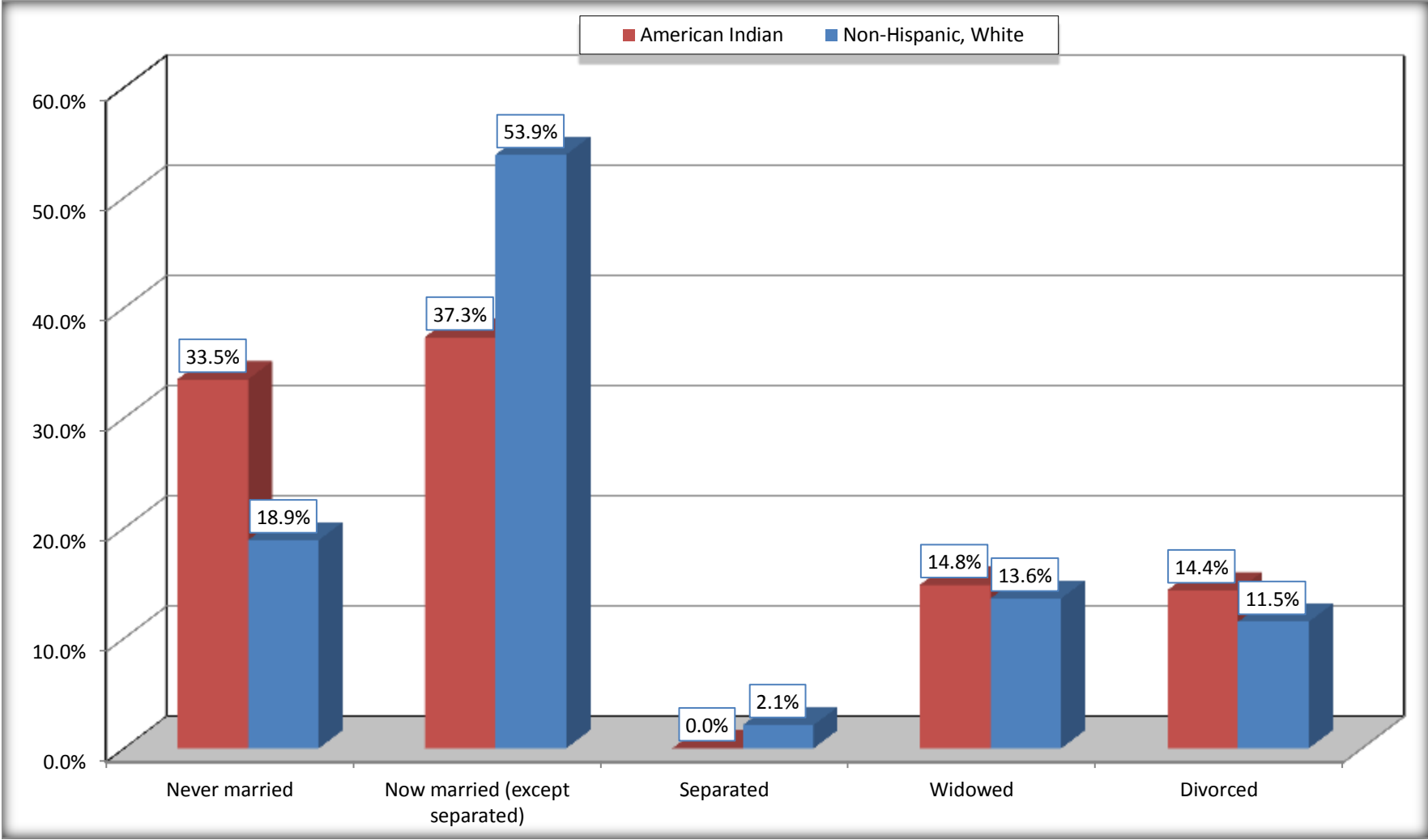
Source: U.S. Census Bureau, 2008-2012 American Community Survey

For information on confidentiality protection, sampling error, nonsampling error, and definitions, see Survey Methodology.

<http://www.census.gov/acs/www/UseData/index.htm>

Marital Status for the Population 15 Years and Over

Healdton city, Oklahoma



Source: B12002. MARITAL STATUS FOR THE POPULATION 15 YEARS AND OVER
Data Set: 2008-2012 American Community Survey 5-Year Estimates

C15002. SEX BY EDUCATIONAL ATTAINMENT FOR THE POPULATION 25 YEARS AND OVER

Data Set: 2008-2012 American Community Survey 5-Year Estimates

	Healdton city, Oklahoma					
	American Indian	Margin of Error (+/-)	% of Am. Ind. Total	White, Not Hispanic	Margin of Error (+/-)	% of NHW Total
Total:	159	68	100.0%	1,559	181	100.0%
Less than high school diploma	10	NC	6.3%	227	NC	14.6%
High school graduate, GED, or alternative	51	NC	32.1%	912	NC	58.5%
Some college or associate's degree	75	NC	47.2%	256	NC	16.4%
Bachelor's degree or higher	23	NC	14.5%	164	NC	10.5%
Male:	67	45	42.1%	687	113	44.1%
Less than high school diploma	10	20	6.3%	83	55	5.3%
High school graduate, GED, or alternative	30	37	18.9%	419	95	26.9%
Some college or associate's degree	22	30	13.8%	125	47	8.0%
Bachelor's degree or higher	5	9	3.1%	60	42	3.8%
Female:	92	55	57.9%	872	113	55.9%
Less than high school diploma	0	10	0.0%	144	73	9.2%
High school graduate, GED, or alternative	21	23	13.2%	493	104	31.6%
Some college or associate's degree	53	46	33.3%	131	72	8.4%
Bachelor's degree or higher	18	19	11.3%	104	55	6.7%

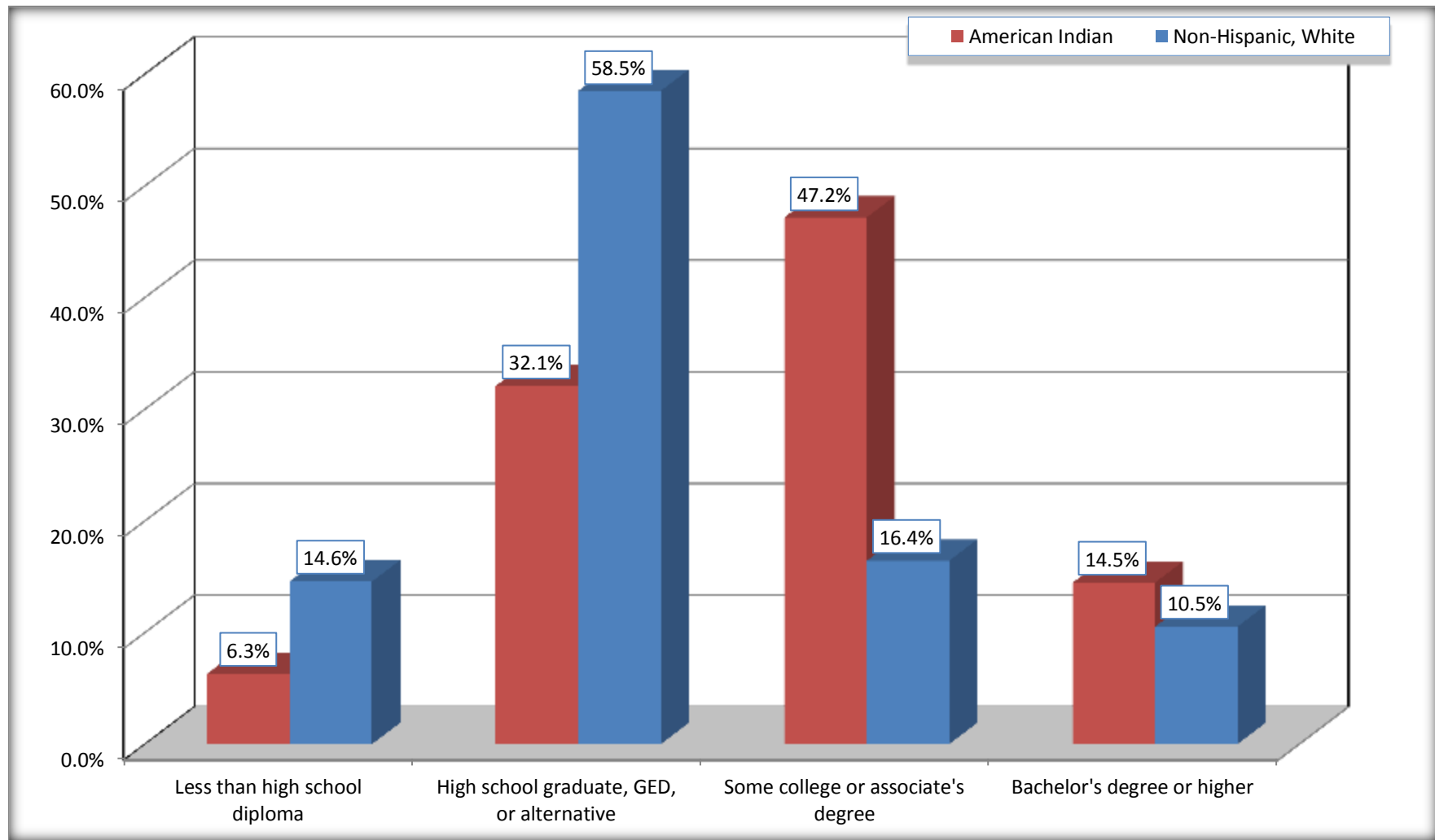
Source: U.S. Census Bureau, 2008-2012 American Community Survey

For information on confidentiality protection, sampling error, nonsampling error, and definitions, see Survey Methodology.

<http://www.census.gov/acs/www/UseData/index.htm>

Educational Attainment for the Population 25 Years and Older

Healdton city, Oklahoma



Source: C15002. SEX BY EDUCATIONAL ATTAINMENT FOR THE POPULATION 25 YEARS AND OVER
Data Set: 2008-2012 American Community Survey 5-Year Estimates

B16005. NATIVITY BY LANGUAGE SPOKEN AT HOME BY ABILITY TO SPEAK ENGLISH FOR THE POPULATION 5 YEARS AND OVER

Data Set: 2008-2012 American Community Survey 5-Year Estimates

	Healdton city, Oklahoma					
	American Indian	Margin of Error (+/-)	% of Am. Ind. Total	White, Not Hispanic	Margin of Error (+/-)	% of NHW Total
Total:	248	129	100.0%	2,278	167	100.0%
Speak only English	248	NC	100.0%	2,259	NC	99.2%
Speak another language	0	NC	0.0%	19	NC	0.8%
Speak English "very well"	0	NC	0.0%	19	NC	0.8%
Speak English "less than very well"	0	NC	0.0%	0	NC	0.0%
Native:	248	129	100.0%	2,272	167	99.7%
Speak only English	248	129	100.0%	2,253	167	98.9%
Speak another language	0	10	0.0%	19	23	0.8%
Speak English "very well"	0	10	0.0%	19	23	0.8%
Speak English "less than very well"	0	10	0.0%	0	10	0.0%
Foreign born:	0	10	0.0%	6	10	0.3%
Speak only English	0	10	0.0%	6	10	0.3%
Speak another language	0	10	0.0%	0	10	0.0%
Speak English "very well"	0	10	0.0%	0	10	0.0%
Speak English "less than very well"	0	10	0.0%	0	10	0.0%

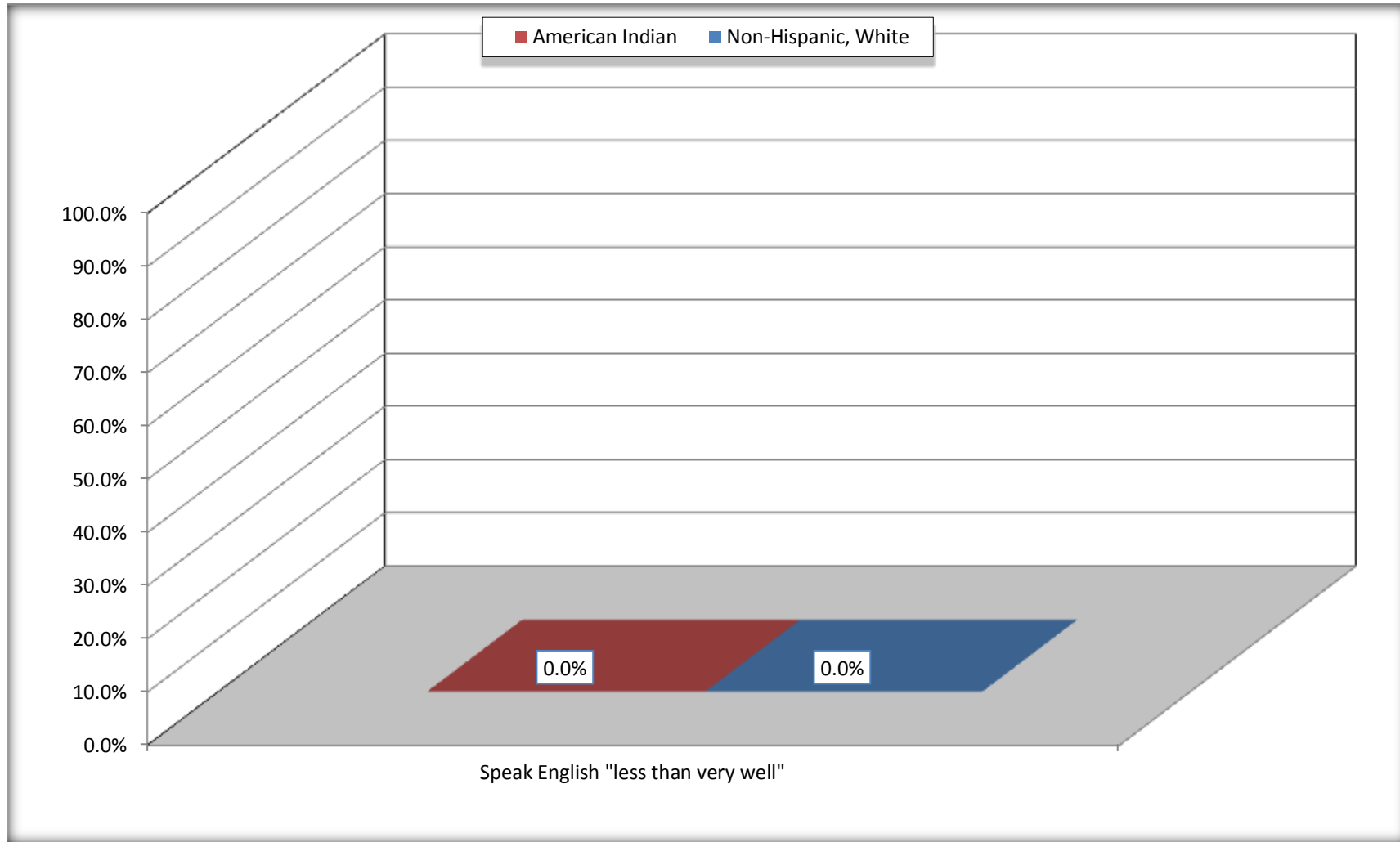
Source: U.S. Census Bureau, 2008-2012 American Community Survey

For information on confidentiality protection, sampling error, nonsampling error, and definitions, see Survey Methodology.

<http://www.census.gov/acs/www/UseData/index.htm>

Speak English "Less than Very Well" (Population 5 Years and Over)

Healdton city, Oklahoma



Source: B16005. NATIVITY BY LANGUAGE SPOKEN AT HOME BY ABILITY TO SPEAK ENGLISH FOR THE POPULATION 5 YEARS AND OVER
Data Set: 2008-2012 American Community Survey 5-Year Estimates

B17010. POVERTY STATUS IN THE PAST 12 MONTHS OF FAMILIES BY FAMILY TYPE BY PRESENCE OF RELATED CHILDREN UNDER 18 YEARS

Data Set: 2008-2012 American Community Survey 5-Year Estimates

	Healdton city, Oklahoma					
	American Indian	Margin of Error (+/-)	% of Am. Ind. Total	White, Not Hispanic	Margin of Error (+/-)	% of NHW Total
Total:	64	48	100.0%	638	82	100.0%
Income in the past 12 months below poverty level:	0	10	0.0%	62	45	9.7%
Married-couple family:	0	10	0.0%	9	13	1.4%
With related children under 18 years	0	10	0.0%	5	9	0.8%
Other family:	0	10	0.0%	53	44	8.3%
Male householder, no wife present	0	10	0.0%	5	8	0.8%
With related children under 18 years	0	10	0.0%	5	8	0.8%
Female householder, no husband present	0	10	0.0%	48	43	7.5%
With related children under 18 years	0	10	0.0%	48	43	7.5%
Income in the past 12 months at or above poverty level:	64	48	100.0%	576	97	90.3%
Married-couple family:	46	40	71.9%	433	93	67.9%
With related children under 18 years	26	34	40.6%	134	50	21.0%
Other family:	18	29	28.1%	143	74	22.4%
Male householder, no wife present	0	10	0.0%	46	35	7.2%
With related children under 18 years	0	10	0.0%	30	28	4.7%
Female householder, no husband present	18	29	28.1%	97	66	15.2%
With related children under 18 years	18	29	28.1%	97	66	15.2%

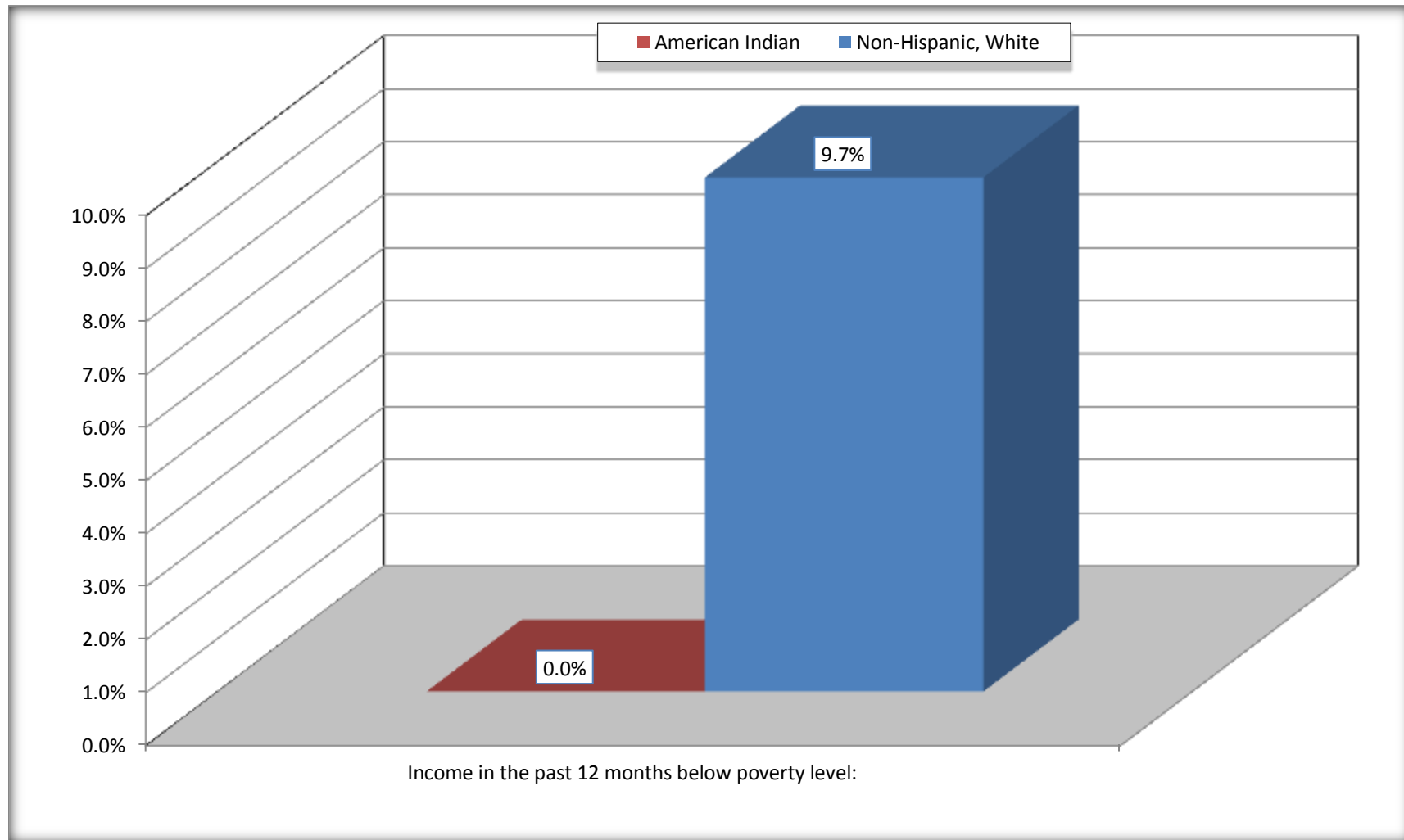
Source: U.S. Census Bureau, 2008-2012 American Community Survey

For information on confidentiality protection, sampling error, nonsampling error, and definitions, see Survey Methodology.

<http://www.census.gov/acs/www/UseData/index.htm>

Family Households Below Poverty in the Past 12 Months

Healdton city, Oklahoma

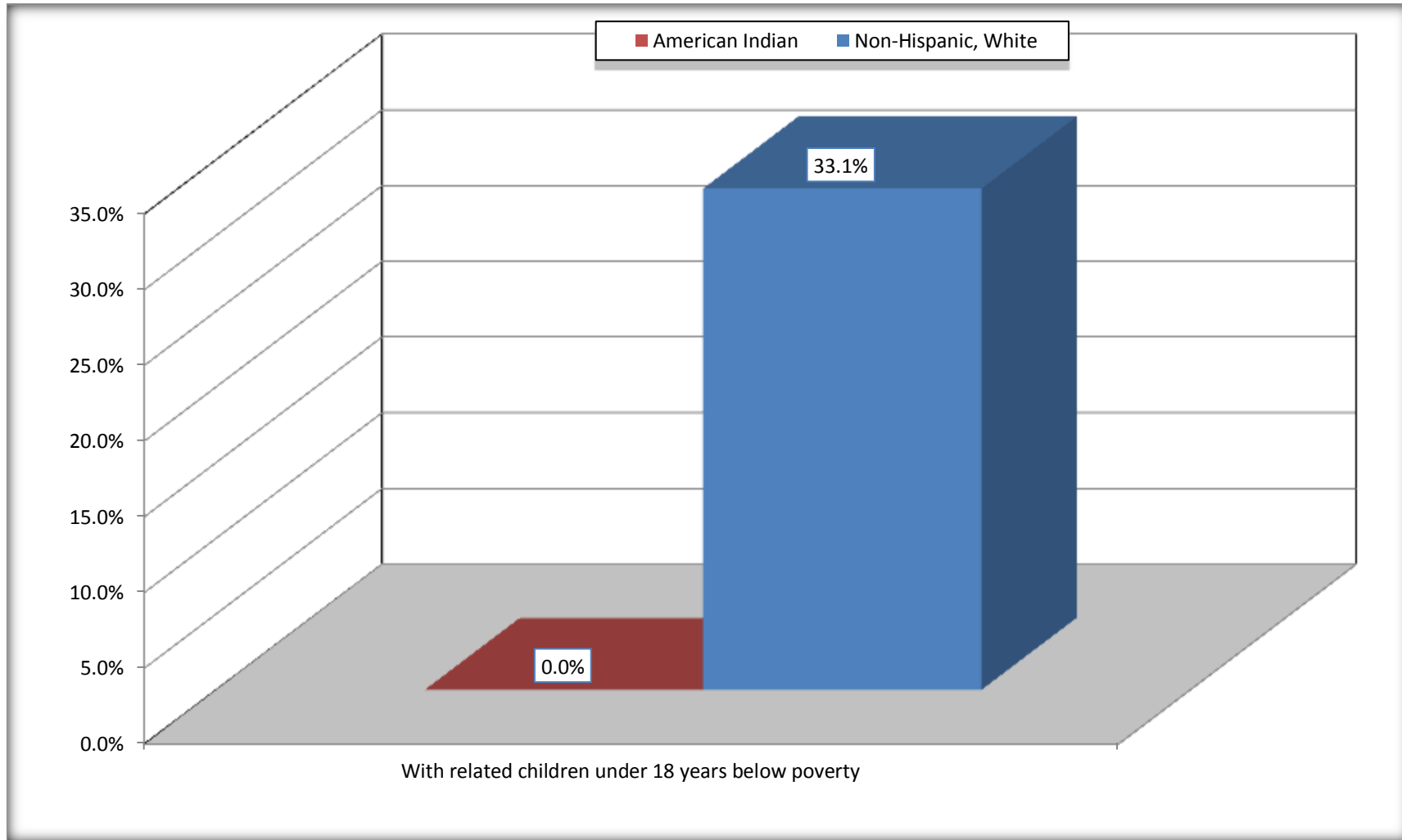


Source: B17010. POVERTY STATUS IN THE PAST 12 MONTHS OF FAMILIES BY FAMILY TYPE BY PRESENCE OF RELATED CHILDREN UNDER 18 YEARS

Data Set: 2008-2012 American Community Survey 5-Year Estimates

Female-headed Households with Related Children Below Poverty in the Past 12 Months

Healdton city, Oklahoma



Source: B17010. POVERTY STATUS IN THE PAST 12 MONTHS OF FAMILIES BY FAMILY TYPE BY PRESENCE OF RELATED CHILDREN UNDER 18 YEARS

Data Set: 2008-2012 American Community Survey 5-Year Estimates

B17020 POVERTY STATUS IN THE PAST 12 MONTHS BY AGE - Universe: POPULATION FOR WHOM POVERTY STATUS IS DETERMINED

Data Set: 2008-2012 American Community Survey 5-Year Estimates

	Healdton city, Oklahoma					
	American Indian	Margin of Error (+/-)	% of Am. Ind. By Age	White, Not Hispanic	Margin of Error (+/-)	% of NHW By Age
Total:	262	136	100.0%	2,390	158	100.0%
Income in the past 12 months below poverty level:	44	64	16.8%	293	159	12.3%
Under 18 years	44	NC	42.7%	118	NC	20.0%
18 to 64 years	0	10	0.0%	116	65	8.5%
65 years and over	0	NC	0.0%	59	NC	13.7%
Income in the past 12 months at or above poverty level:	218	128	83.2%	2,097	239	87.7%
Under 18 years	59	NC	57.3%	472	NC	80.0%
18 to 64 years	128	75	100.0%	1,254	189	91.5%
65 years and over	31	NC	100.0%	371	NC	86.3%

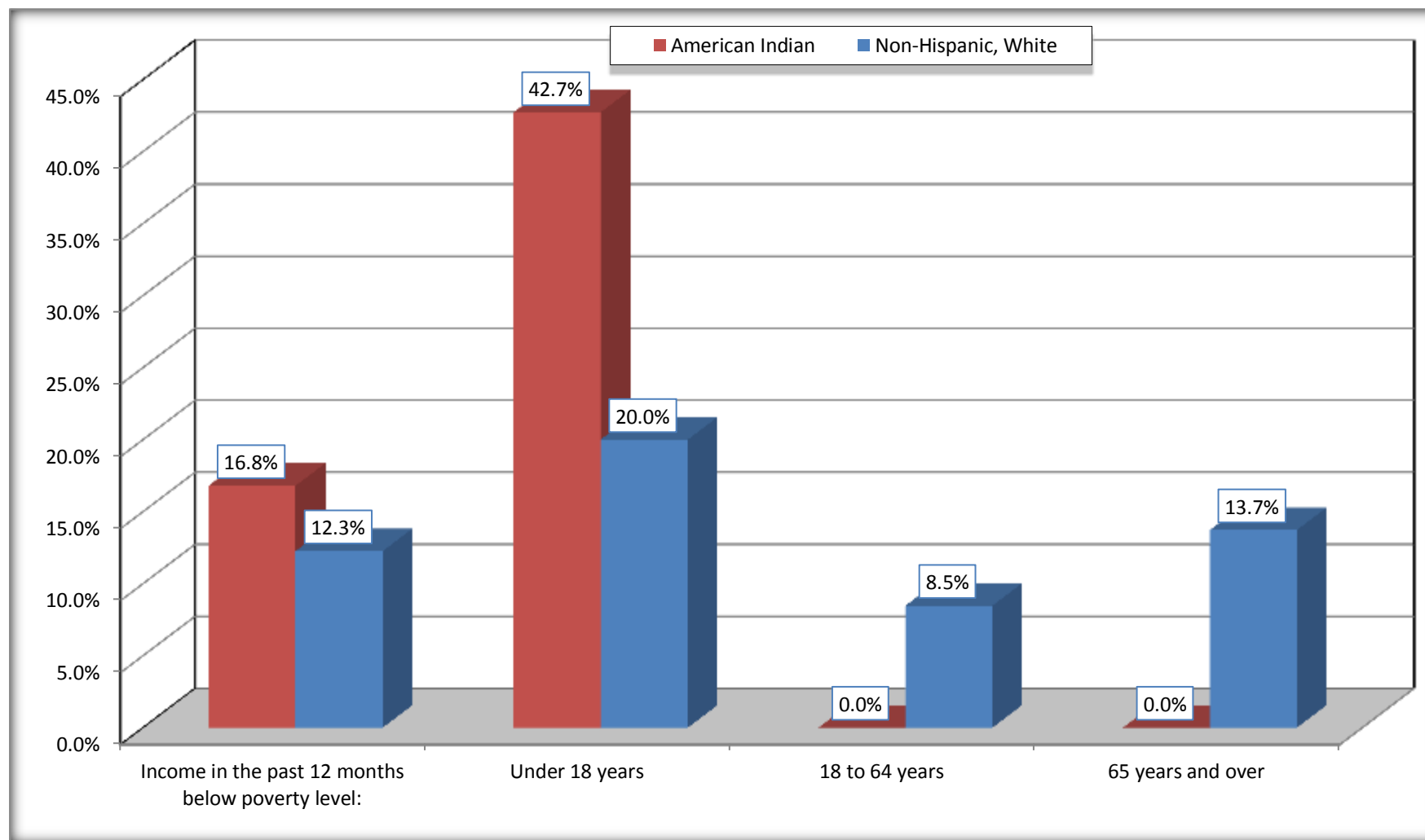
Source: U.S. Census Bureau, 2008-2012 American Community Survey

For information on confidentiality protection, sampling error, nonsampling error, and definitions, see Survey Methodology.

<http://www.census.gov/acs/www/UseData/index.htm>

Population Below Poverty in the Past 12 Months

Healdton city, Oklahoma



Source: B17020 POVERTY STATUS IN THE PAST 12 MONTHS BY AGE - Universe: POPULATION FOR WHOM POVERTY STATUS IS DETERMINED
Data Set: 2008-2012 American Community Survey 5-Year Estimates

B19001. HOUSEHOLD INCOME IN THE PAST 12 MONTHS (in 2012 inflation-adjusted dollars)

Data Set: 2008-2012 American Community Survey 5-Year Estimates

	Healdton city, Oklahoma					
	American Indian	Margin of Error (+/-)	% of Am. Ind. Total	White, Not Hispanic	Margin of Error (+/-)	% of NHW Total
Total:	111	66	100.0%	900	121	100.0%
Less than \$ 10,000	0	10	0.0%	71	47	7.9%
\$ 10,000 to \$ 14,999	0	10	0.0%	98	57	10.9%
\$ 15,000 to \$ 24,999	30	NC	27.0%	92	NC	10.2%
\$ 25,000 to \$ 34,999	45	NC	40.5%	187	NC	20.8%
\$ 35,000 to \$ 49,999	5	NC	4.5%	153	NC	17.0%
\$ 50,000 to \$ 74,999	0	NC	0.0%	126	NC	14.0%
\$ 75,000 to \$ 99,999	26	34	23.4%	73	38	8.1%
\$ 100,000 to \$ 149,999	5	NC	4.5%	84	NC	9.3%
\$ 150,000 to \$ 199,999	0	10	0.0%	16	22	1.8%
\$ 200,000 or more	0	10	0.0%	0	10	0.0%

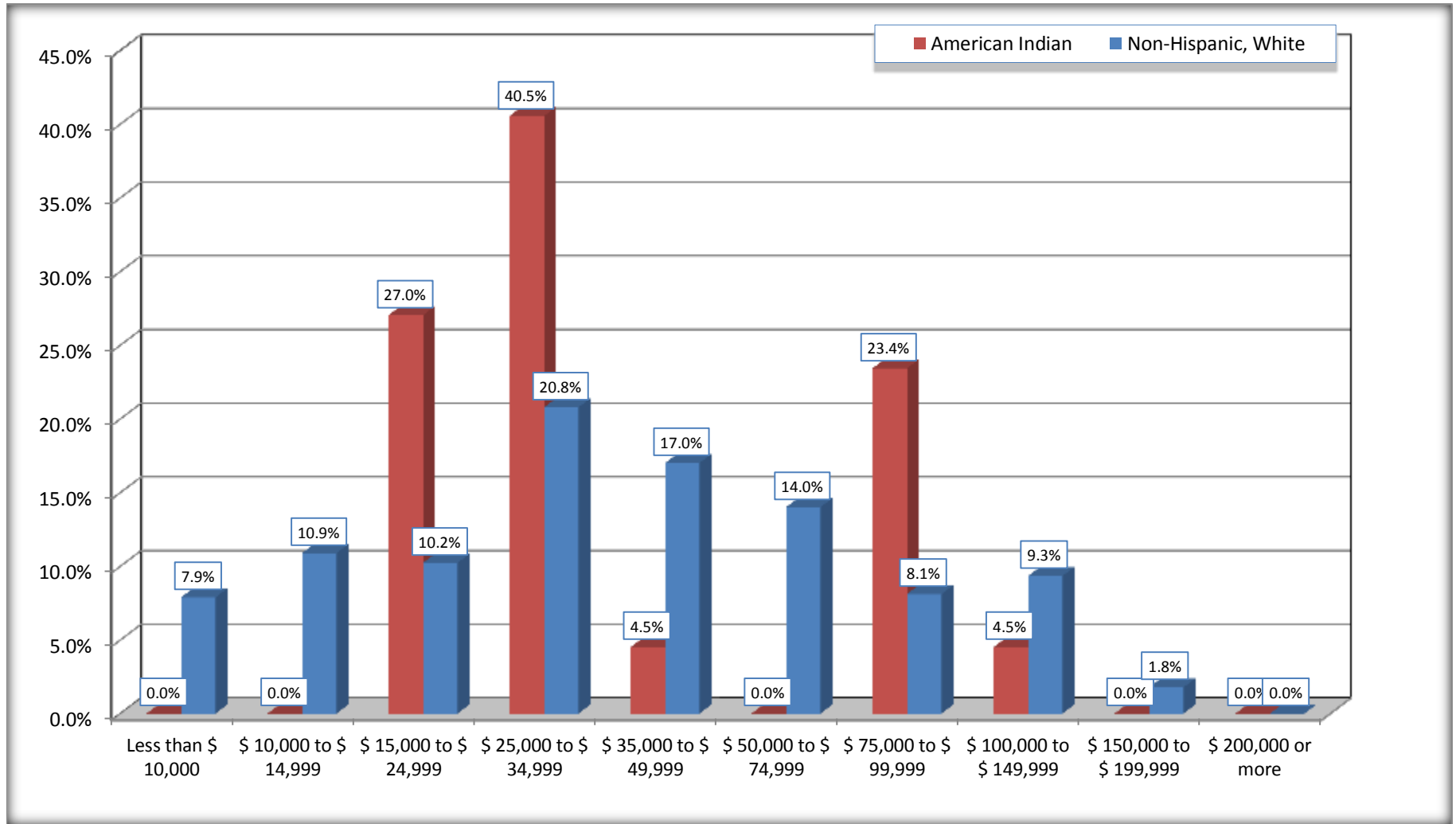
Source: U.S. Census Bureau, 2008-2012 American Community Survey

For information on confidentiality protection, sampling error, nonsampling error, and definitions, see Survey Methodology.

<http://www.census.gov/acs/www/UseData/index.htm>

Household Income in the Past 12 Months

Healdton city, Oklahoma



Source: B19001. HOUSEHOLD INCOME IN THE PAST 12 MONTHS (in 2012 inflation-adjusted dollars)
Data Set: 2008-2012 American Community Survey 5-Year Estimates

B19013. MEDIAN HOUSEHOLD INCOME IN THE PAST 12 MONTHS (in 2012 inflation-adjusted dollars)

Data Set: 2008-2012 American Community Survey 5-Year Estimates

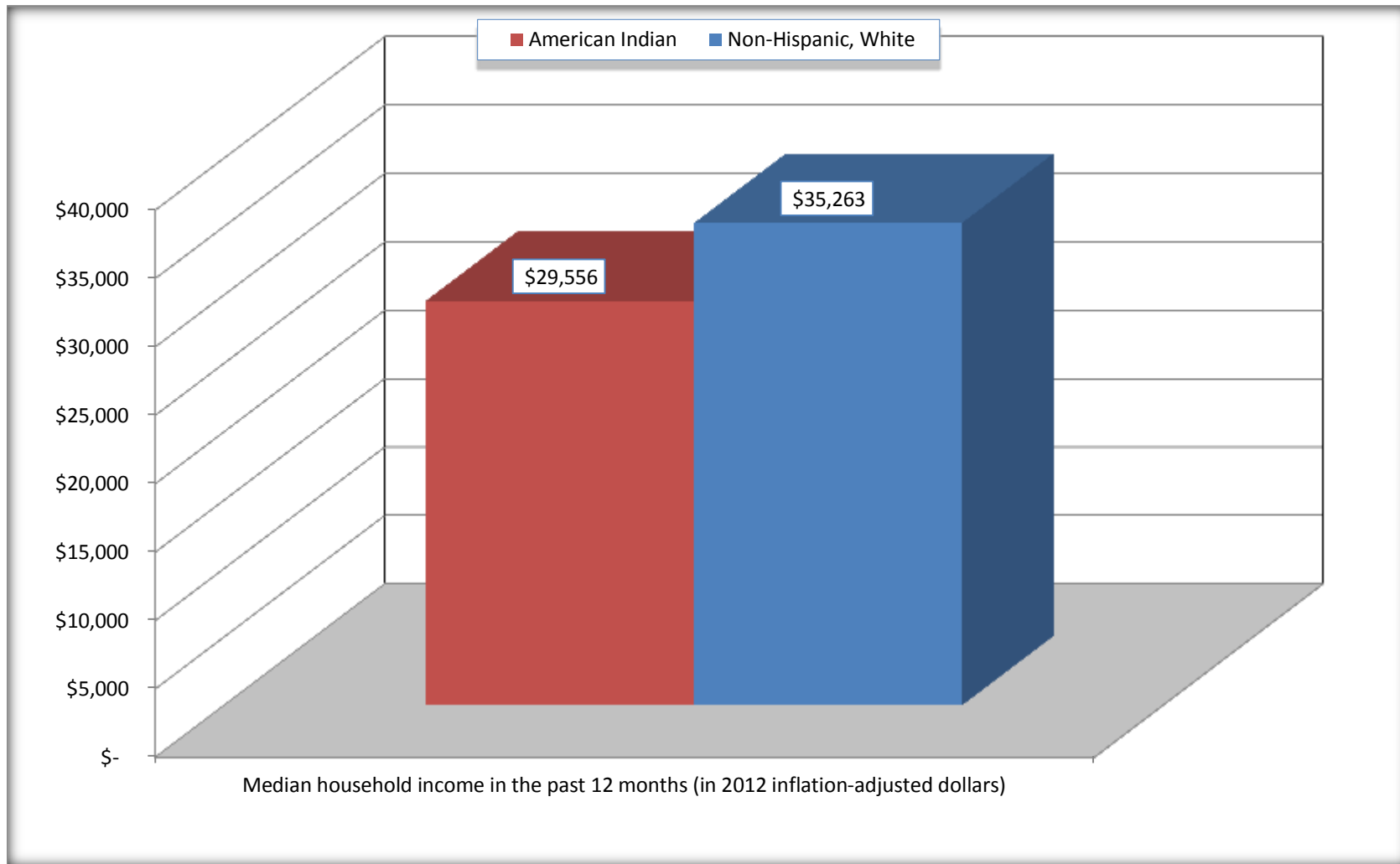
	Healdton city, Oklahoma			
	American Indian	Margin of Error (+/-)	White, Not Hispanic	Margin of Error (+/-)
Median household income in the past 12 months (in 2012 inflation-adjusted dollars)	\$ 29,556	\$ 4,331	\$ 35,263	\$ 8,729

Source: U.S. Census Bureau, 2008-2012 American Community Survey

For information on confidentiality protection, sampling error, nonsampling error, and definitions, see Survey Methodology.
<http://www.census.gov/acs/www/UseData/index.htm>

Median Household Income in the Past 12 Months

Healdton city, Oklahoma



Source: B19013. MEDIAN HOUSEHOLD INCOME IN THE PAST 12 MONTHS (in 2012 inflation-adjusted dollars)
Data Set: 2008-2012 American Community Survey 5-Year Estimates

B19101. FAMILY INCOME IN THE PAST 12 MONTHS (in 2012 inflation-adjusted dollars)

Data Set: 2008-2012 American Community Survey 5-Year Estimates

	Healdton city, Oklahoma					
	American Indian	Margin of Error (+/-)	% of Am. Ind. Total	White, Not Hispanic	Margin of Error (+/-)	% of NHW Total
Total:	64	48	100.0%	638	82	100.0%
Less than \$ 10,000	0	10	0.0%	47	44	7.4%
\$ 10,000 to \$ 14,999	0	10	0.0%	20	18	3.1%
\$ 15,000 to \$ 24,999	18	NC	28.1%	86	NC	13.5%
\$ 25,000 to \$ 34,999	10	NC	15.6%	128	NC	20.1%
\$ 35,000 to \$ 49,999	5	NC	7.8%	70	NC	11.0%
\$ 50,000 to \$ 74,999	0	NC	0.0%	114	NC	17.9%
\$ 100,000 to \$ 149,999	5	NC	7.8%	84	NC	13.2%
\$ 150,000 to \$ 199,999	0	10	0.0%	16	22	2.5%
\$ 200,000 or more	0	10	0.0%	0	10	0.0%

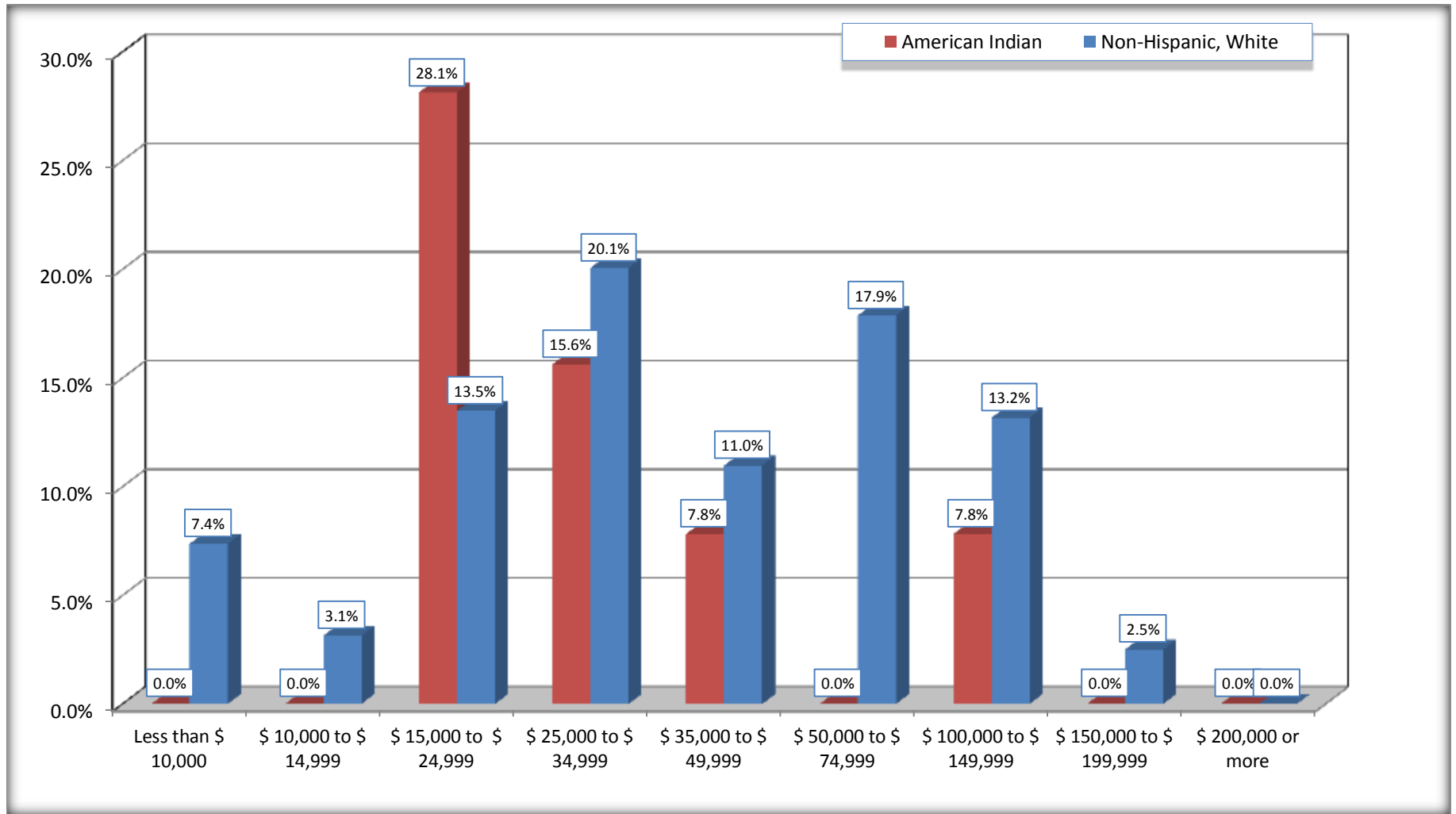
Source: U.S. Census Bureau, 2008-2012 American Community Survey

For information on confidentiality protection, sampling error, nonsampling error, and definitions, see Survey Methodology.

<http://www.census.gov/acs/www/UseData/index.htm>

Family Income in the Past 12 Months

Healdton city, Oklahoma



Source: B19101. FAMILY INCOME IN THE PAST 12 MONTHS (in 2012 inflation-adjusted dollars)
Data Set: 2008-2012 American Community Survey 5-Year Estimates

B19113. MEDIAN FAMILY INCOME IN THE PAST 12 MONTHS (in 2012 inflation-adjusted dollars)

Data Set: 2008-2012 American Community Survey 5-Year Estimates

	Healdton city, Oklahoma			
	American Indian	Margin of Error (+/-)	White, Not Hispanic	Margin of Error (+/-)
Median family income in the past 12 months (in 2012 inflation-adjusted dollars)	\$ 47,000	\$ 67,815	\$ 43,182	\$ 11,952

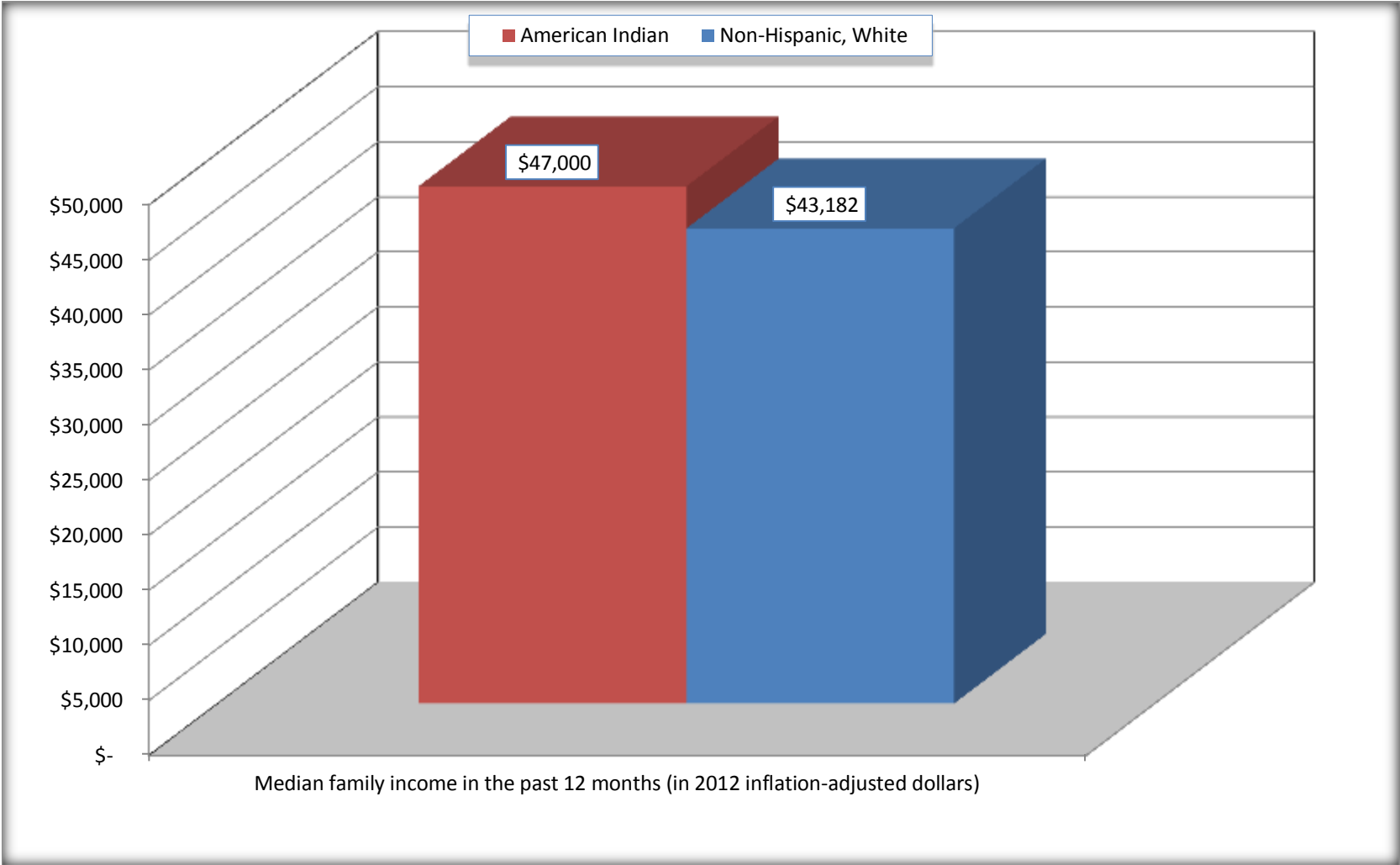
Source: U.S. Census Bureau, 2008-2012 American Community Survey

For information on confidentiality protection, sampling error, nonsampling error, and definitions, see Survey Methodology.

<http://www.census.gov/acs/www/UseData/index.htm>

Median Family Income in the Past 12 Months

Healdton city, Oklahoma



Source: B19113. MEDIAN FAMILY INCOME IN THE PAST 12 MONTHS (in 2012 inflation-adjusted dollars)
Data Set: 2008-2012 American Community Survey 5-Year Estimates

B19202. MEDIAN NONFAMILY HOUSEHOLD INCOME IN THE PAST 12 MONTHS (in 2012 inflation-adjusted dollars)

Data Set: 2008-2012 American Community Survey 5-Year Estimates

	Healdton city, Oklahoma			
	American Indian	Margin of Error (+/-)	White, Not Hispanic	Margin of Error (+/-)
Median nonfamily household income in the past 12 months (in 2012 inflation-adjusted dollars)	\$ 28,427	\$ 6,567	\$ 30,547	\$ 13,267

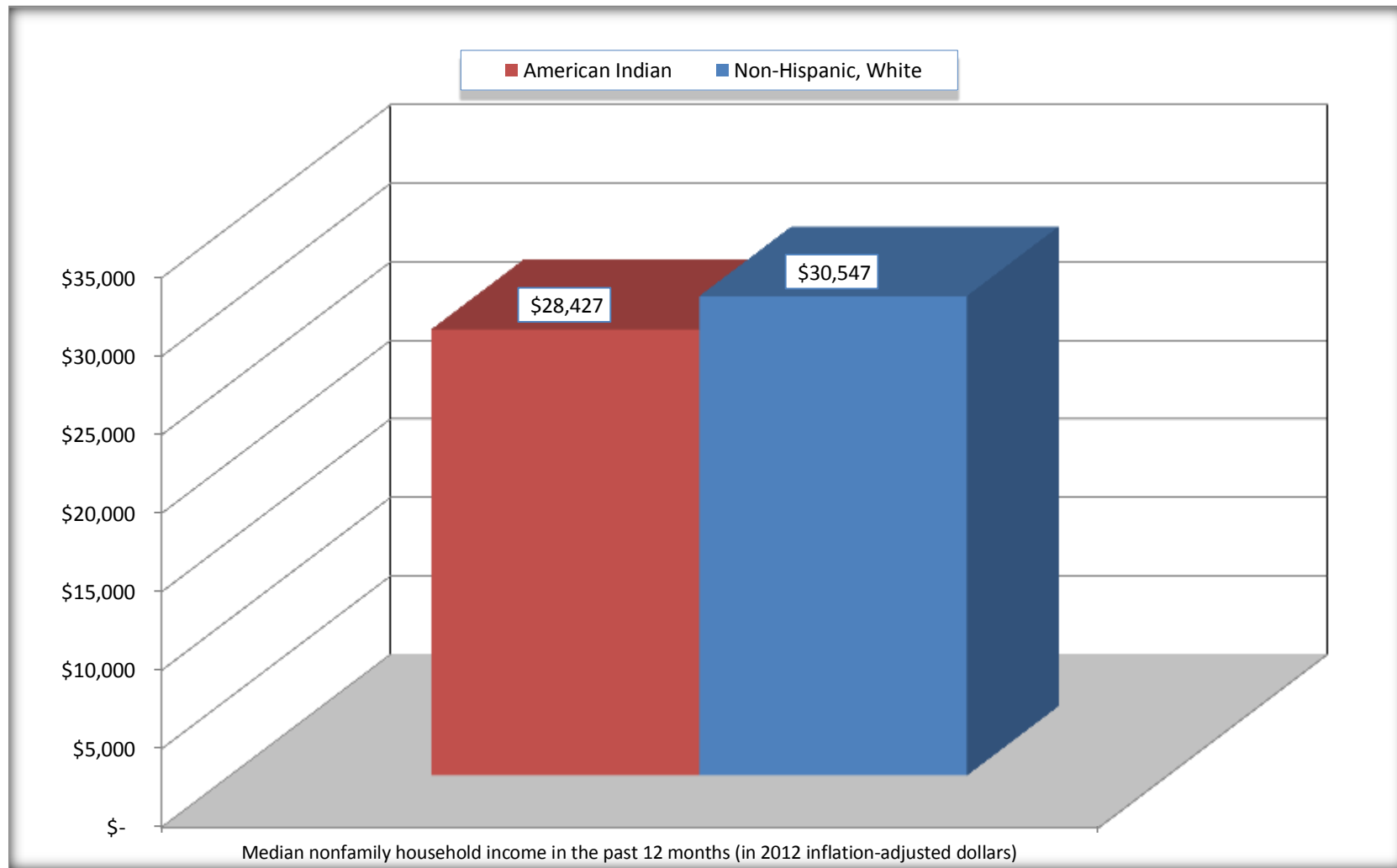
Source: U.S. Census Bureau, 2008-2012 American Community Survey

For information on confidentiality protection, sampling error, nonsampling error, and definitions, see Survey Methodology.

<http://www.census.gov/acs/www/UseData/index.htm>

Median Non-Family Income in the Past 12 Months

Healdton city, Oklahoma



Source: B19202. MEDIAN NONFAMILY HOUSEHOLD INCOME IN THE PAST 12 MONTHS (in 2012 inflation-adjusted dollars)
Data Set: 2008-2012 American Community Survey 5-Year Estimates

B19301. PER CAPITA INCOME IN THE PAST 12 MONTHS (in 2012 inflation-adjusted dollars)

Data Set: 2008-2012 American Community Survey 5-Year Estimates

	Healdton city, Oklahoma			
	American Indian	Margin of Error (+/-)	White, Not Hispanic	Margin of Error (+/-)
Per capita income in the past 12 months (in 2012 inflation-adjusted dollars)	\$ 12,032	\$ 6,029	\$ 19,396	\$ 2,553

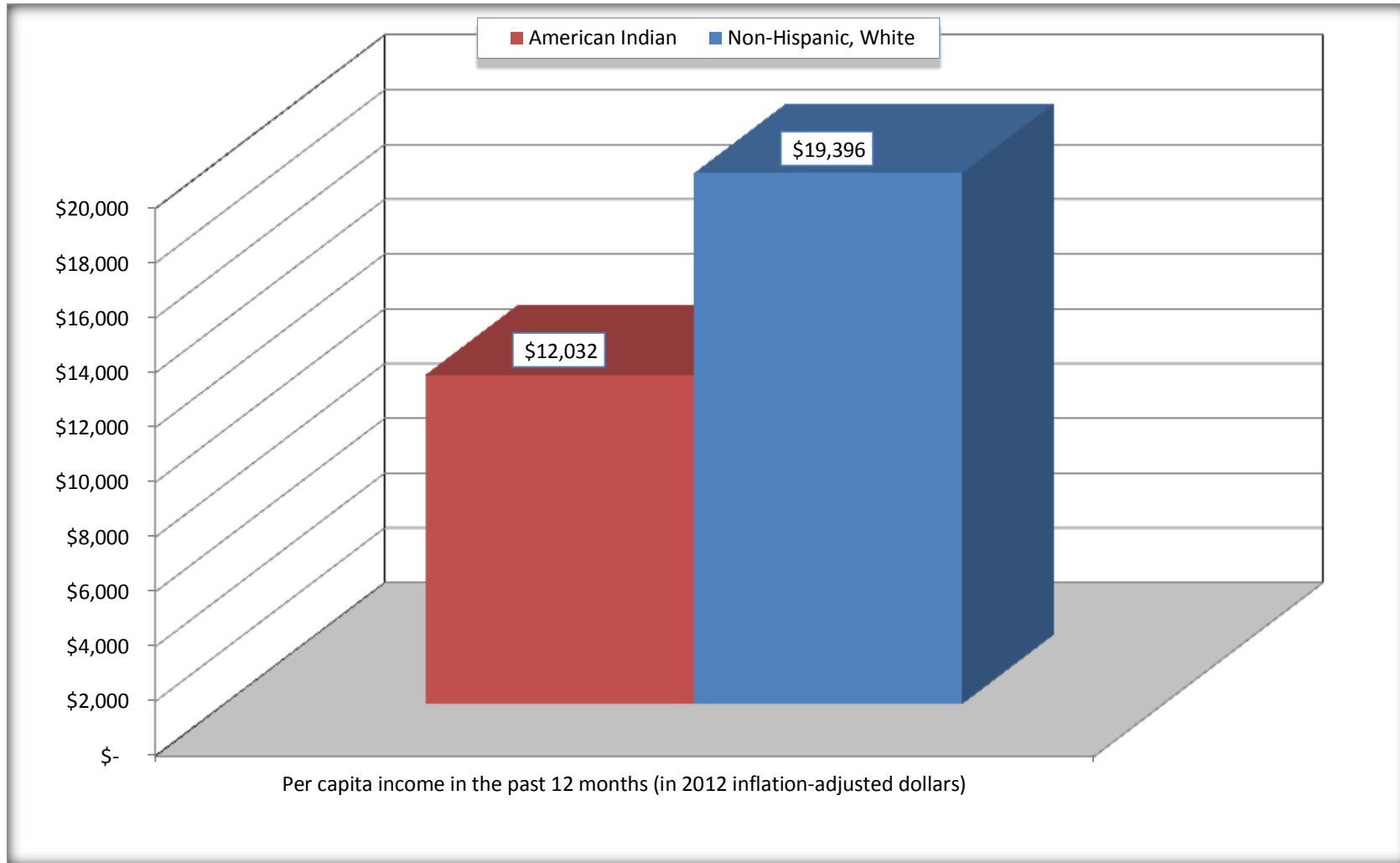
Source: U.S. Census Bureau, 2008-2012 American Community Survey

For information on confidentiality protection, sampling error, nonsampling error, and definitions, see Survey Methodology.

<http://www.census.gov/acs/www/UseData/index.htm>

Per capita Income in the Past 12 Months

Healdton city, Oklahoma



Source: B19301. PER CAPITA INCOME IN THE PAST 12 MONTHS (in 2012 inflation-adjusted dollars)
Data Set: 2008-2012 American Community Survey 5-Year Estimates

B20017. MEDIAN EARNINGS IN THE PAST 12 MONTHS (in 2012 inflation-adjusted dollars) BY SEX BY WORK EXPERIENCE IN THE PAST 12 MONTHS FOR THE POPULATION 16 YEARS AND OVER WITH EARNINGS IN THE PAST 12 MONTHS

Data Set: 2008-2012 American Community Survey 5-Year Estimates

	Healdton city, Oklahoma			
	American Indian	Margin of Error (+/-)	White, Not Hispanic	Margin of Error (+/-)
Median earnings in the past 12 months (in 2012 inflation-adjusted dollars) --				
Total:	\$ 11,875	\$ 6,126	\$ 27,128	\$ 4,621
Male --				
Total	\$ 11,346	\$ 29,671	\$ 32,292	\$ 9,038
Worked full-time, year-round in the past 12 months	\$ 58,500	\$ 17,542	\$ 39,263	\$ 5,831
Other	\$ 10,192	\$ 17,531	\$ 11,894	\$ 1,400
Female --				
Total	\$ 13,750	\$ 5,883	\$ 21,899	\$ 2,364
Worked full-time, year-round in the past 12 months	\$ 23,500	\$ 22,046	\$ 24,429	\$ 8,448
Other	\$ 13,125	\$ 7,654	\$ 4,325	\$ 7,430

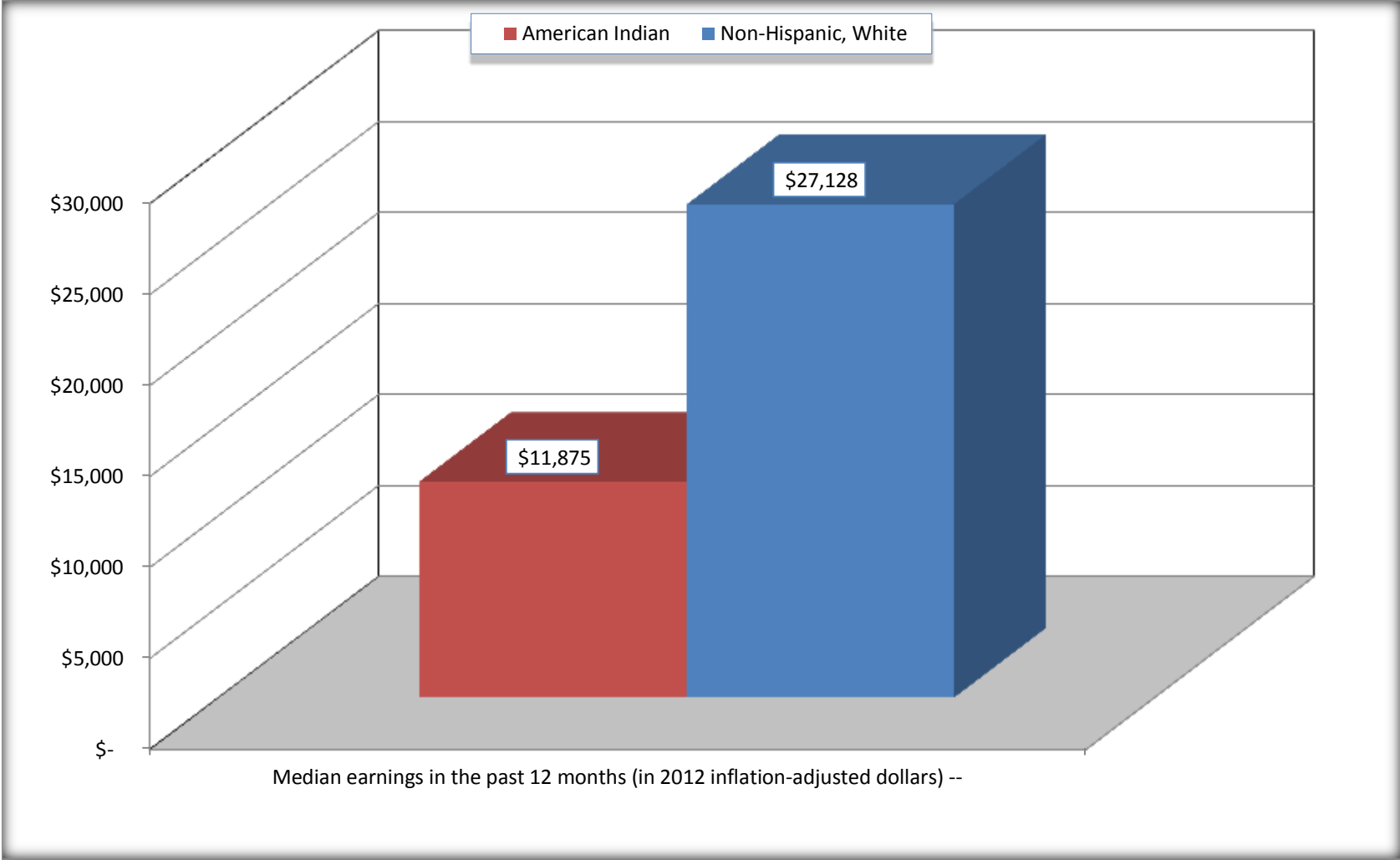
Source: U.S. Census Bureau, 2008-2012 American Community Survey

For information on confidentiality protection, sampling error, nonsampling error, and definitions, see Survey Methodology.

<http://www.census.gov/acs/www/UseData/index.htm>

Median earnings in the Past 12 Months (16 Years and Over with Earnings)

Healdton city, Oklahoma



Source: B20017. MEDIAN EARNINGS IN THE PAST 12 MONTHS (in 2012 inflation-adjusted dollars) BY SEX BY WORK EXPERIENCE IN THE PAST 12 MONTHS FOR THE POPULATION 16 YEARS AND OVER WITH EARNINGS IN THE PAST 12 MONTHS
Data Set: 2008-2012 American Community Survey 5-Year Estimates

**B20005. SEX BY WORK EXPERIENCE IN THE PAST 12 MONTHS BY EARNINGS IN THE PAST 12 MONTHS (in 2012 inflation-adjusted dollars)
FOR THE POPULATION 16 YEARS AND OVER**

Data Set: 2008-2012 American Community Survey 5-Year Estimates

	Healdton city, Oklahoma					
	American Indian	Margin of Error (+/-)	% of Am. Ind. Total	White, Not Hispanic	Margin of Error (+/-)	% of NHW Total
Total:	209	106	100.0%	1,862	174	100.0%
Worked full-time, year-round in the past 12 months:	40	NC	19.1%	795	NC	42.7%
No earnings	0	NC	0.0%	0	NC	0.0%
With earnings:	40	NC	19.1%	795	NC	42.7%
\$ 1 to \$ 9,999 or loss	0	NC	0.0%	18	NC	1.0%
\$ 10,000 to \$ 19,999	6	NC	2.9%	94	NC	5.0%
\$ 20,000 to \$ 29,999	5	NC	2.4%	243	NC	13.1%
\$ 30,000 to \$ 49,999	9	NC	4.3%	268	NC	14.4%
\$ 50,000 to \$ 74,999	20	NC	9.6%	100	NC	5.4%
\$ 75,000 or more	0	NC	0.0%	72	NC	3.9%
Other:	169	NC	80.9%	1,067	NC	57.3%
No earnings	81	NC	38.8%	766	NC	41.1%
With earnings: less than full time, year-round	88	NC	42.1%	301	NC	16.2%
Male:	117	84	56.0%	864	124	46.4%
Worked full-time, year-round in the past 12 months:	24	32	11.5%	431	123	23.1%
No earnings	0	10	0.0%	0	10	0.0%
With earnings:	24	32	11.5%	431	123	23.1%
\$ 1 to \$ 9,999 or loss	0	NC	0.0%	18	NC	1.0%
\$ 10,000 to \$ 19,999	0	NC	0.0%	16	NC	0.9%
\$ 20,000 to \$ 29,999	0	NC	0.0%	110	NC	5.9%
\$ 30,000 to \$ 49,999	4	NC	1.9%	172	NC	9.2%
\$ 50,000 to \$ 74,999	20	NC	9.6%	43	NC	2.3%
\$ 75,000 or more	0	NC	0.0%	72	NC	3.9%

	Healdton city, Oklahoma					
	American Indian	Margin of Error (+/-)	% of Am. Ind. Total	White, Not Hispanic	Margin of Error (+/-)	% of NHW Total
Other:	93	74	44.5%	433	117	23.3%
No earnings	45	39	21.5%	269	100	14.4%
With earnings:	48	49	23.0%	164	72	8.8%
Female:	92	55	44.0%	998	119	53.6%
Worked full-time, year-round in the past 12 months:	16	16	7.7%	364	98	19.5%
No earnings	0	10	0.0%	0	10	0.0%
With earnings:	16	16	7.7%	364	98	19.5%
\$ 1 to \$ 9,999 or less	0	NC	0.0%	0	NC	0.0%
\$ 10,000 to \$ 19,999	6	NC	2.9%	78	NC	4.2%
\$ 20,000 to \$ 29,999	5	NC	2.4%	133	NC	7.1%
\$ 30,000 to \$ 49,999	5	NC	2.4%	96	NC	5.2%
\$ 50,000 to \$ 74,999	0	NC	0.0%	57	NC	3.1%
\$ 75,000 or more	0	NC	0.0%	0	NC	0.0%
Other:	76	49	36.4%	634	127	34.0%
No earnings	36	37	17.2%	497	112	26.7%
With earnings:	40	30	19.1%	137	73	7.4%

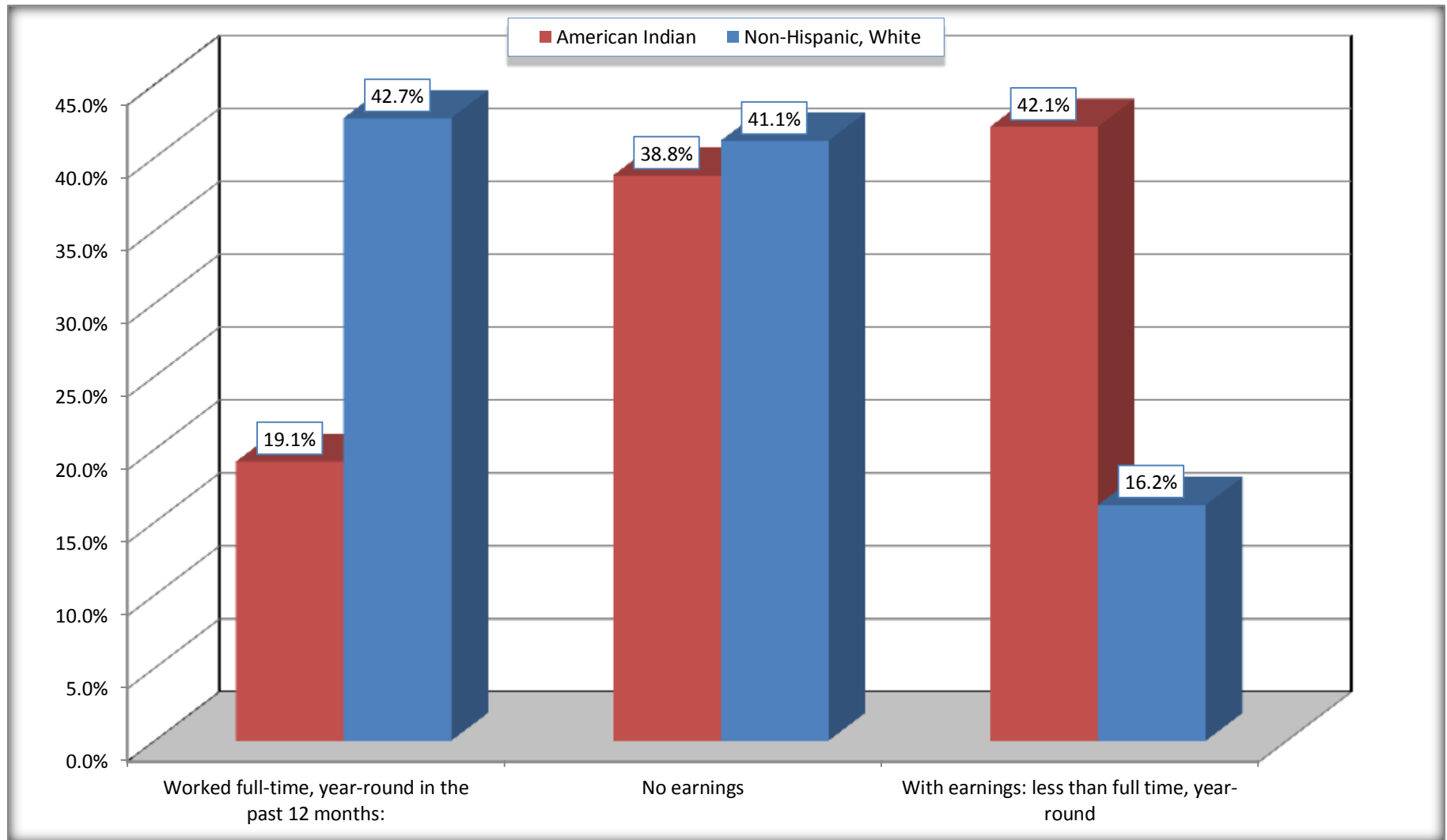
Source: U.S. Census Bureau, 2008-2012 American Community Survey

For information on confidentiality protection, sampling error, nonsampling error, and definitions, see Survey Methodology.

<http://www.census.gov/acs/www/UseData/index.htm>

Employment and Earnings in in the Past 12 Months (16 Years and Over)

Healdton city, Oklahoma



Source: B20005. SEX BY WORK EXPERIENCE IN THE PAST 12 MONTHS BY EARNINGS IN THE PAST 12 MONTHS (in 2012 inflation-adjusted dollars) FOR THE POPULATION 16 YEARS AND OVER

Data Set: 2008-2012 American Community Survey 5-Year Estimates

C21001. SEX BY AGE BY VETERAN STATUS FOR THE CIVILIAN POPULATION 18 YEARS AND OVER

Data Set: 2008-2012 American Community Survey 5-Year Estimates

	Healdton city, Oklahoma					
	American Indian	Margin of Error (+/-)	% of Am. Ind. Total	White, Not Hispanic	Margin of Error (+/-)	% of NHW Total
Total:	189	85	100.0%	1,816	176	100.0%
Veteran	43	NC	22.8%	243	NC	13.4%
Nonveteran	146	NC	77.2%	1,573	NC	86.6%
Male:	97	63	51.3%	843	123	46.4%
18 to 64 years:	92	62	48.7%	708	117	39.0%
Veteran	38	45	20.1%	134	59	7.4%
Nonveteran	54	37	28.6%	574	112	31.6%
65 years and over:	5	9	2.6%	135	71	7.4%
Veteran	5	9	2.6%	66	45	3.6%
Nonveteran	0	10	0.0%	69	48	3.8%
Female:	92	55	48.7%	973	123	53.6%
18 to 64 years:	66	39	34.9%	666	109	36.7%
Veteran	0	10	0.0%	38	40	2.1%
Nonveteran	66	39	34.9%	628	118	34.6%
65 years and over:	26	33	13.8%	307	111	16.9%
Veteran	0	10	0.0%	5	8	0.3%
Nonveteran	26	33	13.8%	302	110	16.6%

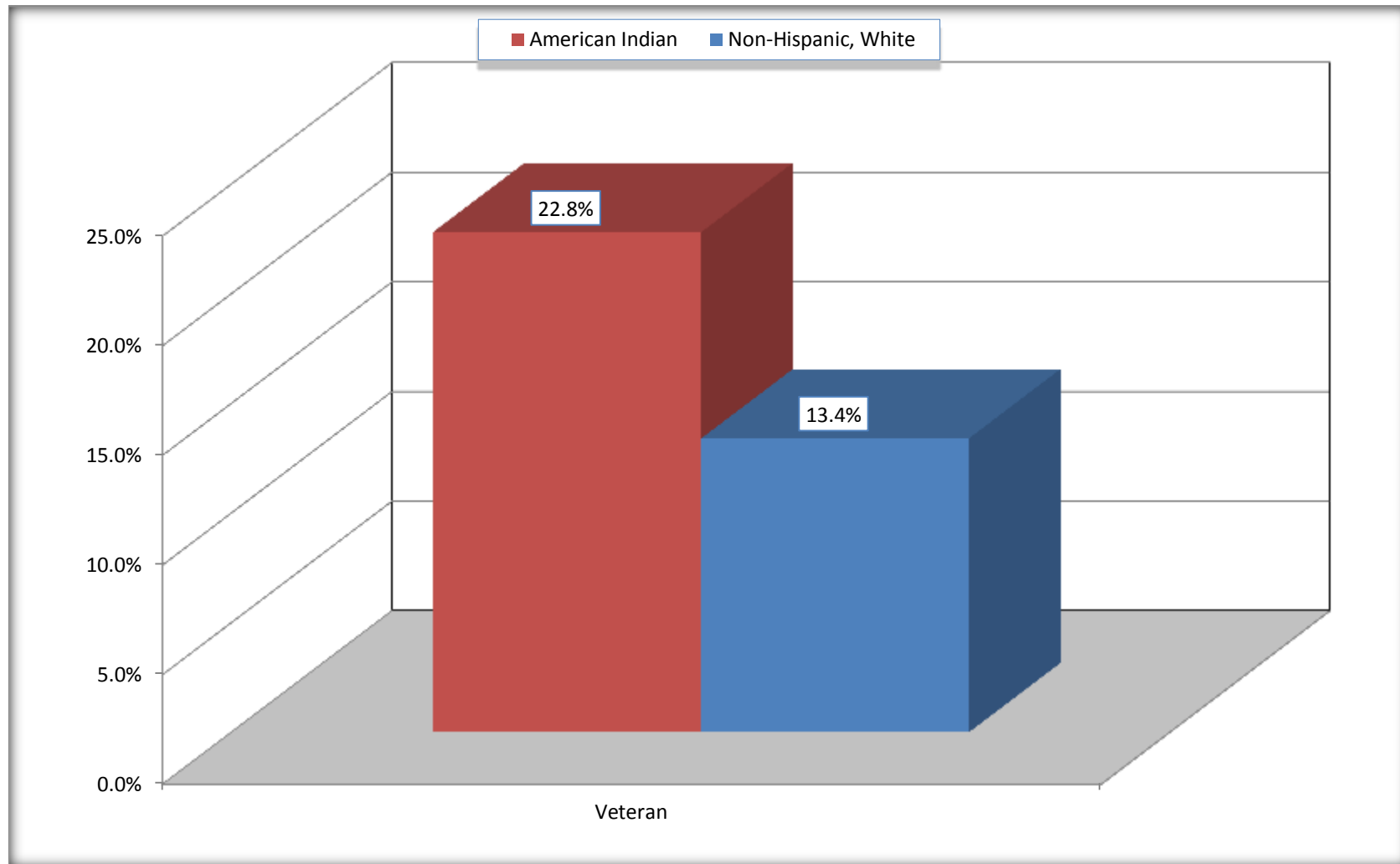
Source: U.S. Census Bureau, 2008-2012 American Community Survey

For information on confidentiality protection, sampling error, nonsampling error, and definitions, see Survey Methodology.

<http://www.census.gov/acs/www/UseData/index.htm>

Veterans in the Civilian Population 18 Years and Over

Healdton city, Oklahoma



Source: C21001. SEX BY AGE BY VETERAN STATUS FOR THE CIVILIAN POPULATION 18 YEARS AND OVER
Data Set: 2008-2012 American Community Survey 5-Year Estimates

B22005. RECEIPT OF FOOD STAMPS/SNAP IN THE PAST 12 MONTHS BY RACE OF HOUSEHOLDER

Data Set: 2008-2012 American Community Survey 5-Year Estimates

	Healdton city, Oklahoma					
	American Indian	Margin of Error (+/-)	% of Am. Ind. Total	White, Not Hispanic	Margin of Error (+/-)	% of NHW Total
Total:	111	66	100.0%	900	121	100.0%
HH received Food Stamps/SNAP in the past 12 months	18	29	16.2%	41	32	4.6%
HH did not receive Food Stamps/SNAP in the past 12 months	93	60	83.8%	859	123	95.4%

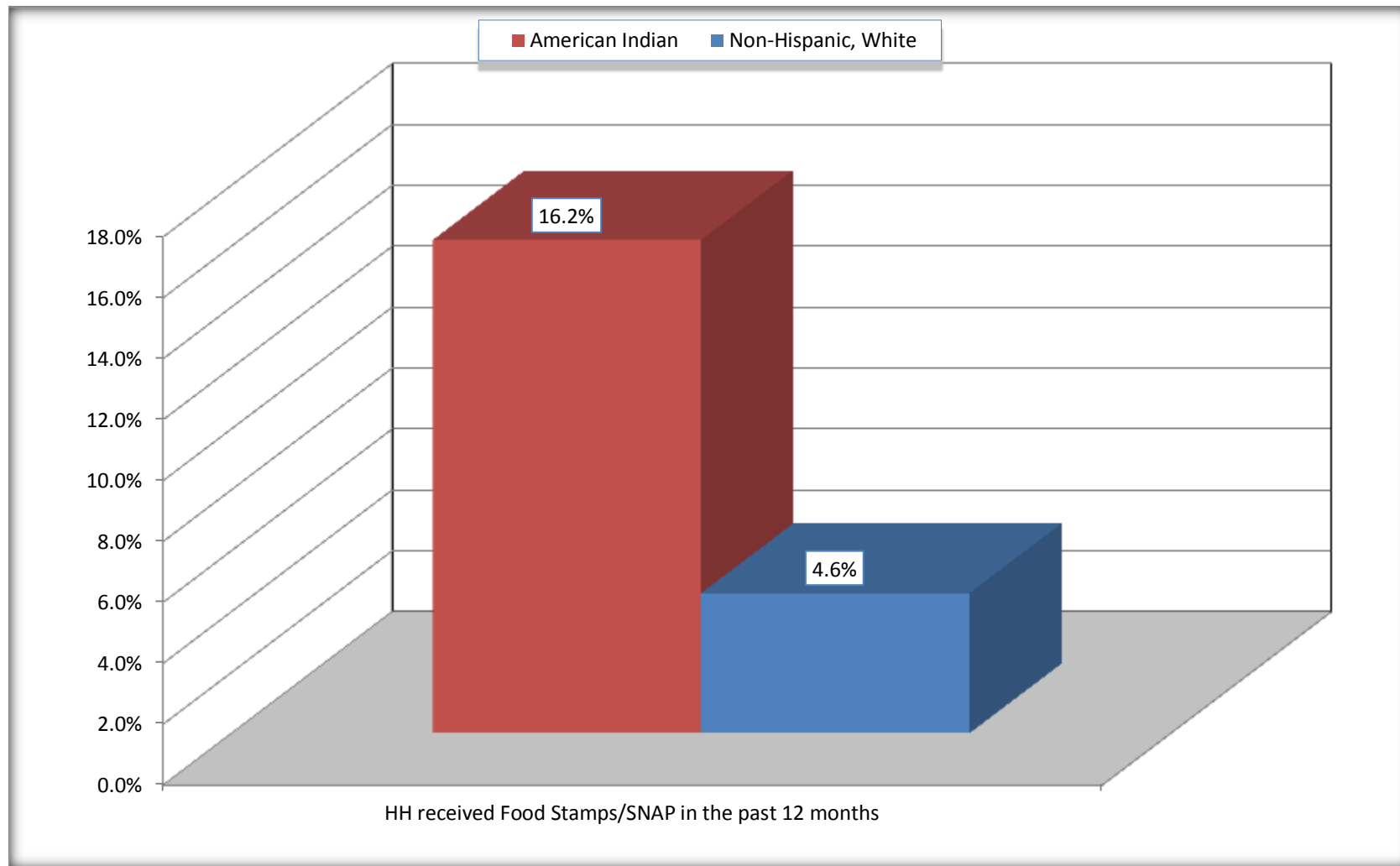
Source: U.S. Census Bureau, 2008-2012 American Community Survey

For information on confidentiality protection, sampling error, nonsampling error, and definitions, see Survey Methodology.

<http://www.census.gov/acs/www/UseData/index.htm>

Receipt of Food Stamps/SNAP in the Past 12 Months by Household

Healdton city, Oklahoma



Source: B22005. RECEIPT OF FOOD STAMPS/SNAP IN THE PAST 12 MONTHS BY RACE OF HOUSEHOLDER
Data Set: 2008-2012 American Community Survey 5-Year Estimates

C23002. SEX BY AGE BY EMPLOYMENT STATUS FOR THE POPULATION 16 YEARS AND OVER

Data Set: 2008-2012 American Community Survey 5-Year Estimates

	Healdton city, Oklahoma					
	American Indian	Margin of Error (+/-)	% of Am. Ind. Total	White, Not Hispanic	Margin of Error (+/-)	% of NHW Total
Total:	209	106	100.0%	1,862	174	100.0%
In labor force:	74	NC	35.4%	1,020	NC	54.8%
In Armed Forces	0	NC	0.0%	9	NC	0.5%
Civilian:	74	NC	35.4%	903	NC	48.5%
Employed	74	NC	35.4%	958	NC	51.5%
Unemployed	0	NC	0.0%	53	NC	2.8%
Not in labor force	135	NC	64.6%	842	NC	45.2%
Male:	117	84	56.0%	864	124	46.4%
16 to 64 years:	112	83	53.6%	729	119	39.2%
In labor force:	36	42	17.2%	530	122	28.5%
In Armed Forces	0	10	0.0%	0	10	0.0%
Civilian:	36	42	17.2%	530	122	28.5%
Employed	36	42	17.2%	512	125	27.5%
Unemployed	0	10	0.0%	18	19	1.0%
Not in labor force	76	72	36.4%	199	96	10.7%
65 years and over:	5	9	2.4%	135	71	7.3%
In labor force:	0	10	0.0%	37	32	2.0%
Employed	0	10	0.0%	37	32	2.0%
Unemployed	0	10	0.0%	0	10	0.0%
Not in labor force	5	9	2.4%	98	58	5.3%

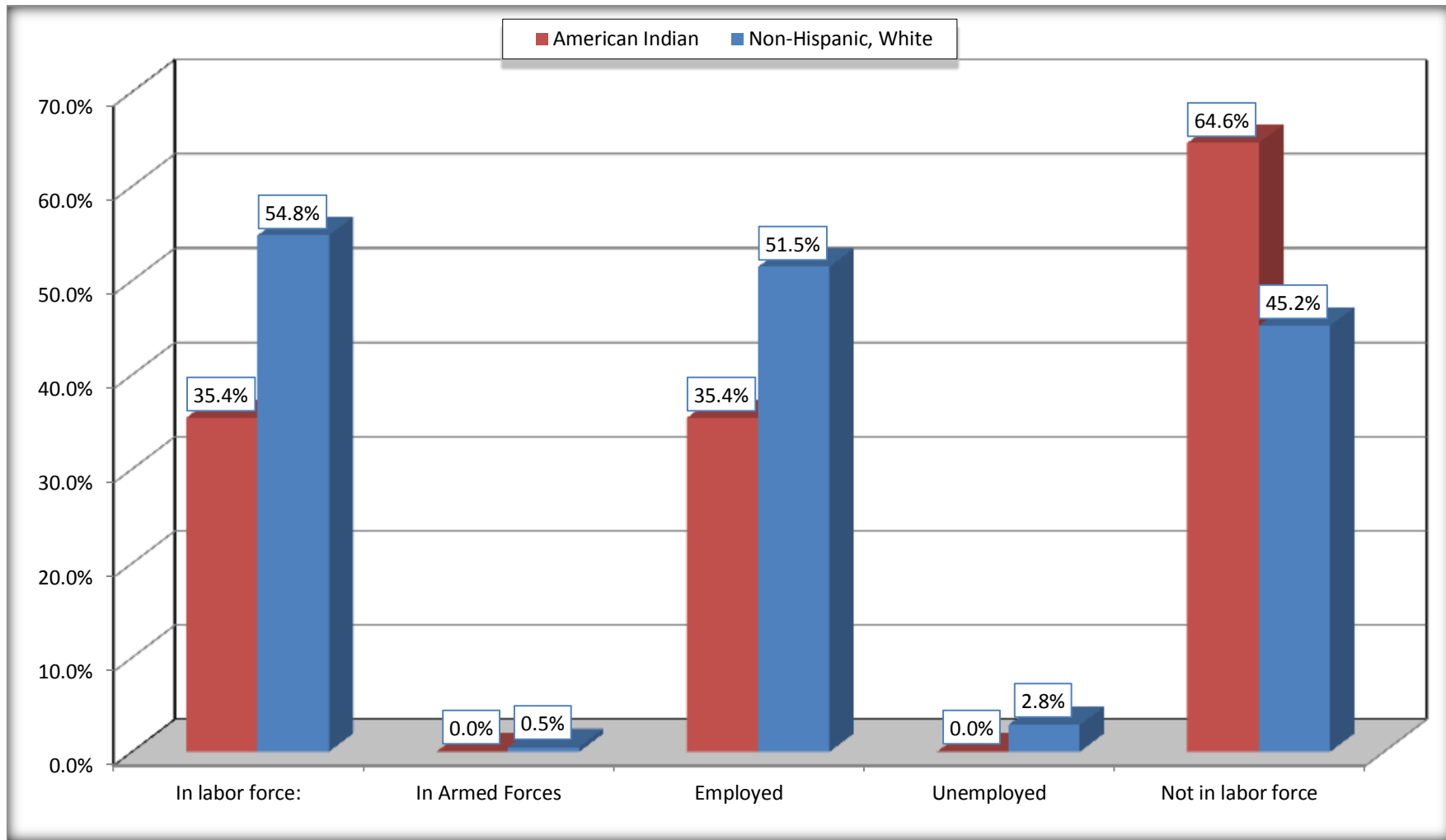
	Healdton city, Oklahoma					
	American Indian	Margin of Error (+/-)	% of Am. Ind. Total	White, Not Hispanic	Margin of Error (+/-)	% of NHW Total
Female:	92	55	44.0%	998	119	53.6%
16 to 64 years:	66	39	31.6%	691	109	37.1%
In labor force:	38	30	18.2%	382	101	20.5%
In Armed Forces	0	10	0.0%	9	15	0.5%
Civilian:	38	30	18.2%	373	99	20.0%
Employed	38	30	18.2%	361	102	19.4%
Unemployed	0	10	0.0%	12	18	0.6%
Not in labor force	28	32	13.4%	309	95	16.6%
65 years and over:	26	33	12.4%	307	111	16.5%
In labor force:	0	10	0.0%	71	68	3.8%
Employed	0	10	0.0%	48	41	2.6%
Unemployed	0	10	0.0%	23	36	1.2%
Not in labor force	26	33	12.4%	236	87	12.7%

Source: U.S. Census Bureau, 2008-2012 American Community Survey

For information on confidentiality protection, sampling error, nonsampling error, and definitions, see Survey Methodology.
<http://www.census.gov/acs/www/UseData/index.htm>

Employment Status for the Population 16 years and over

Healdton city, Oklahoma

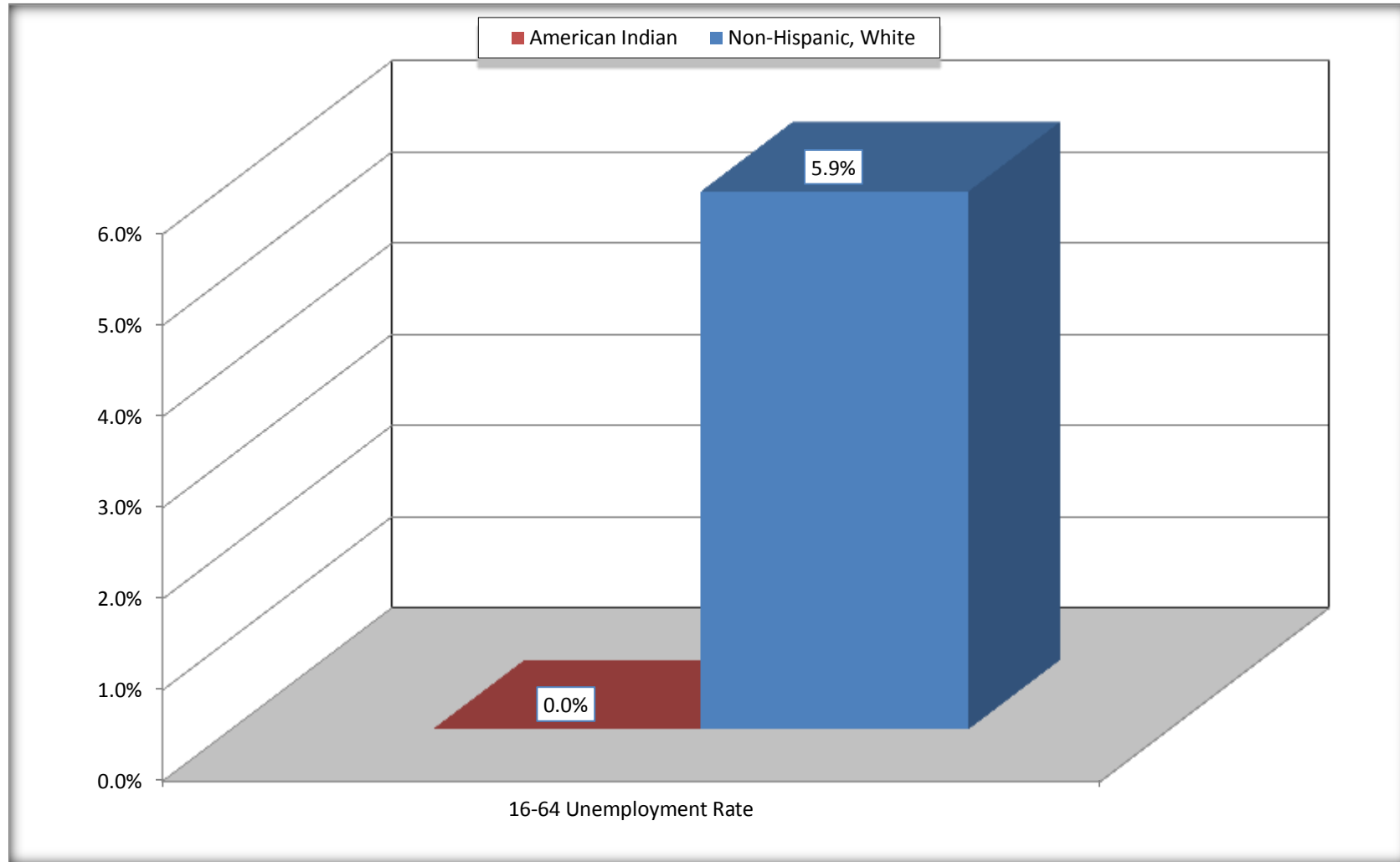


Source: C23002. SEX BY AGE BY EMPLOYMENT STATUS FOR THE POPULATION 16 YEARS AND OVER

Data Set: 2008-2012 American Community Survey 5-Year Estimates

Unemployment of Working Age Population (Ages 16 to 64) (As a Percent of 16-64 Civilian Labor Force)

Healdton city, Oklahoma



Source: C23002. SEX BY AGE BY EMPLOYMENT STATUS FOR THE POPULATION 16 YEARS AND OVER
Data Set: 2008-2012 American Community Survey 5-Year Estimates

C24010. SEX BY OCCUPATION FOR THE CIVILIAN EMPLOYED POPULATION 16 YEARS AND OVER

Data Set: 2008-2012 American Community Survey 5-Year Estimates

	Healdton city, Oklahoma					
	American Indian	Margin of Error (+/-)	% of Am. Ind. Total	White, Not Hispanic	Margin of Error (+/-)	% of NHW Total
Total:	74	52	100.0%	958	198	100.0%
Management, professional, and related occupations	25	NC	33.8%	170	NC	17.7%
Service occupations	20	NC	27.0%	134	NC	14.0%
Sales and office occupations	5	NC	6.8%	182	NC	19.0%
Natural resources, construction, and maintenance occupations:	0	NC	0.0%	315	NC	32.9%
Production, transportation, and material moving occupations	24	NC	32.4%	157	NC	16.4%
Male:	36	42	48.6%	549	127	57.3%
Management, business, science, and arts occupations:	12	18	16.2%	51	34	5.3%
Service occupations	0	10	0.0%	43	34	4.5%
Sales and office occupations	0	10	0.0%	24	25	2.5%
Natural resources, construction, and maintenance occupations:	0	10	0.0%	301	98	31.4%
Production, transportation, and material moving occupations	24	32	32.4%	130	62	13.6%
Female:	38	30	51.4%	409	106	42.7%
Management, professional, and related occupations	13	16	17.6%	119	63	12.4%
Service occupations	20	23	27.0%	91	71	9.5%
Sales and office occupations	5	8	6.8%	158	67	16.5%
Natural resources, construction, and maintenance occupations:	0	10	0.0%	14	22	1.5%
Production, transportation, and material moving occupations	0	10	0.0%	27	31	2.8%

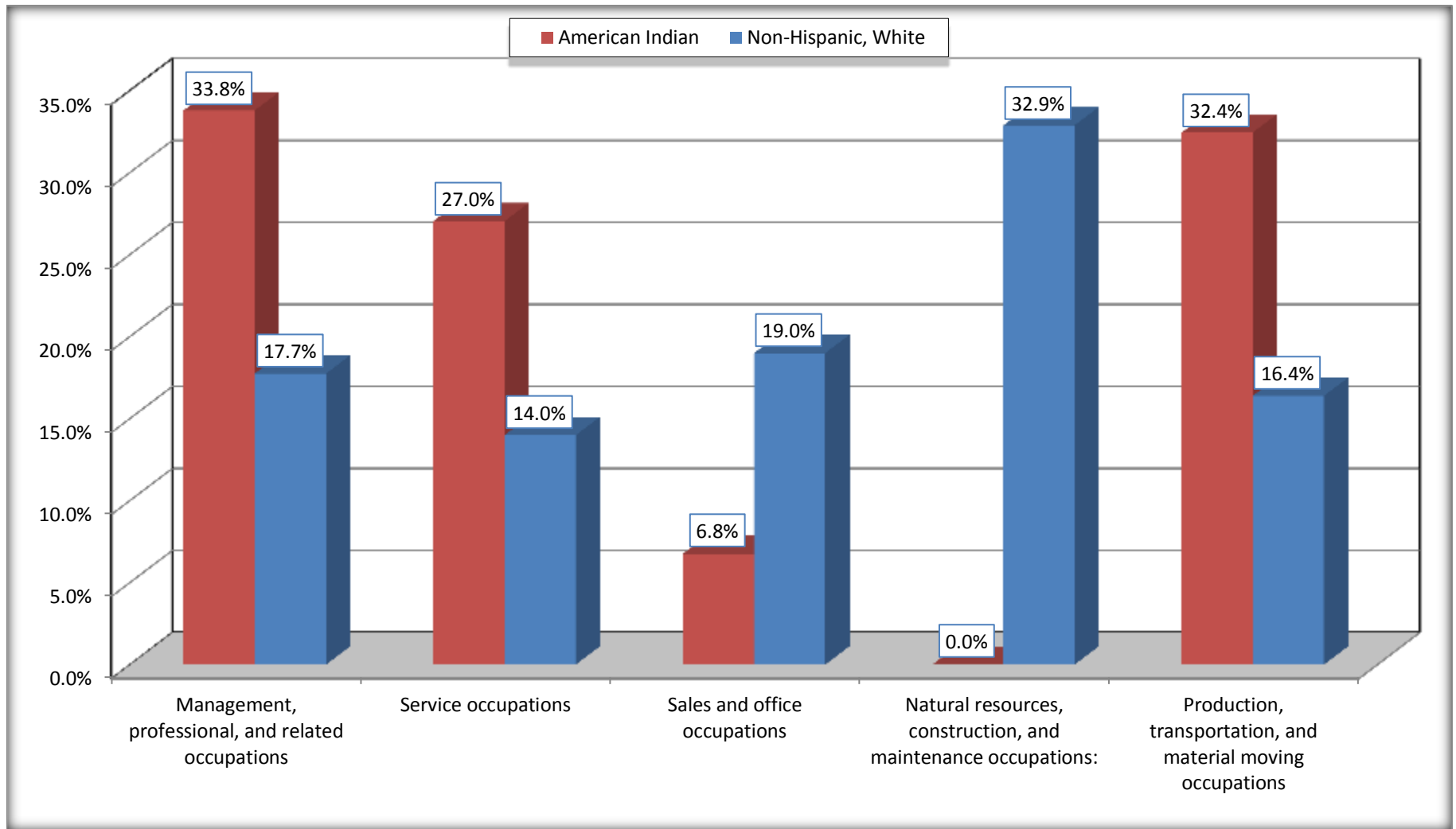
Source: U.S. Census Bureau, 2008-2012 American Community Survey

For information on confidentiality protection, sampling error, nonsampling error, and definitions, see Survey Methodology.

<http://www.census.gov/acs/www/UseData/index.htm>

Occupation for the Civilian Employed 16 Years and Over Population

Healdton city, Oklahoma



Source: C24010. SEX BY OCCUPATION FOR THE CIVILIAN EMPLOYED POPULATION 16 YEARS AND OVER
Data Set: 2008-2012 American Community Survey 5-Year Estimates

B25003. TENURE - Universe: OCCUPIED HOUSING UNITS

Data Set: 2008-2012 American Community Survey 5-Year Estimates

	Healdton city, Oklahoma					
	American Indian	Margin of Error (+/-)	% of Am. Ind. Total	White, Not Hispanic	Margin of Error (+/-)	% of NHW Total
Total:	111	66	100.0%	900	121	100.0%
Owner occupied	87	55	78.4%	678	128	75.3%
Renter occupied	24	32	21.6%	222	87	24.7%

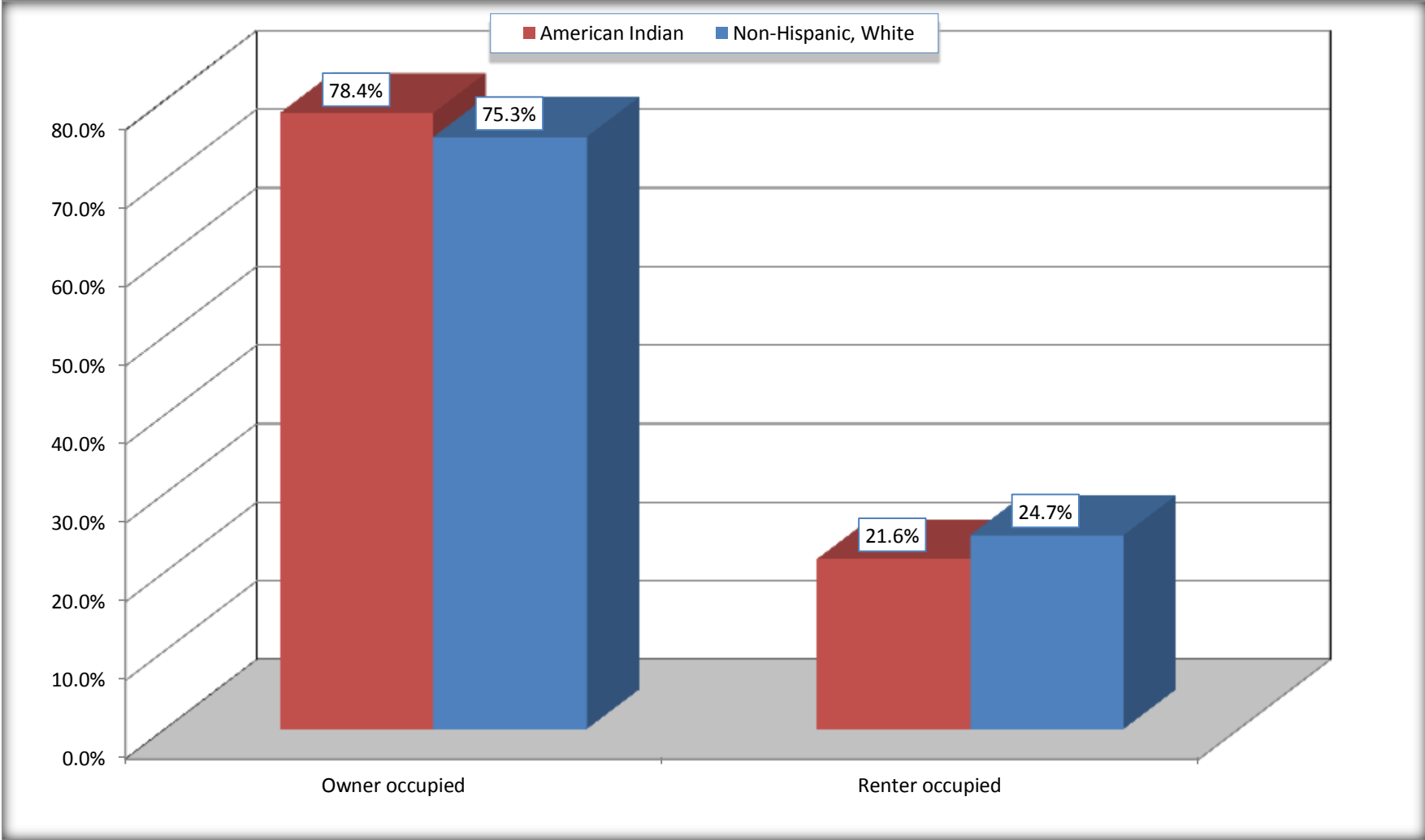
Source: U.S. Census Bureau, 2008-2012 American Community Survey

For information on confidentiality protection, sampling error, nonsampling error, and definitions, see Survey Methodology.

<http://www.census.gov/acs/www/UseData/index.h>

Home Owners and Renters by Household

Healdton city, Oklahoma



Source: B25003. TENURE - Universe: OCCUPIED HOUSING UNITS
Data Set: 2008-2012 American Community Survey 5-Year Estimates

B25014. OCCUPANTS PER ROOM - Universe: OCCUPIED HOUSING UNITS

Data Set: 2008-2012 American Community Survey 5-Year Estimates

	Healdton city, Oklahoma					
	American Indian	Margin of Error (+/-)	% of Am. Ind. Total	White, Not Hispanic	Margin of Error (+/-)	% of NHW Total
Total:	111	66	100.0%	900	121	100.0%
1.00 or less occupants per room	111	66	100.0%	880	119	97.8%
1.01 or more occupants per room	0	10	0.0%	20	26	2.2%

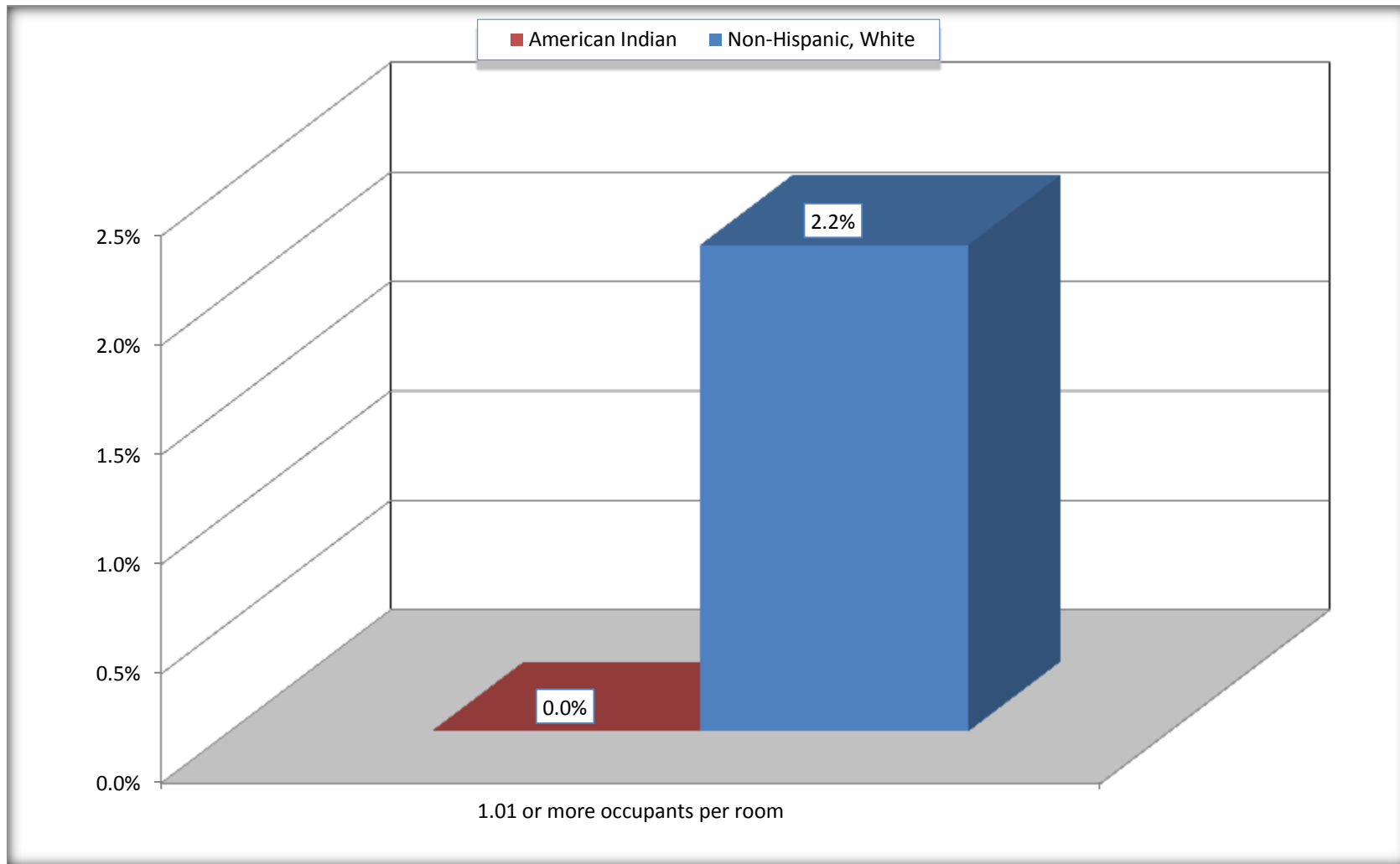
Source: U.S. Census Bureau, 2008-2012 American Community Survey

For information on confidentiality protection, sampling error, nonsampling error, and definitions, see Survey Methodology.

<http://www.census.gov/acs/www/UseData/index.ht>

More than One Person per Room (Crowding) by Household

Healdton city, Oklahoma



Source: B25014. OCCUPANTS PER ROOM - Universe: OCCUPIED HOUSING UNITS
Data Set: 2008-2012 American Community Survey 5-Year Estimates

B18101. AGE BY DISABILITY STATUS

Data Set: 2008-2012 American Community Survey 5-Year Estimates

	Healdton city, Oklahoma					
	American Indian	Margin of Error (+/-)	% of Am. Ind. Total	White, Not Hispanic	Margin of Error (+/-)	% of NHW Total
Total:	262	136	100.0%	2,381	158	100.0%
Under 18 years:	103	81	39.3%	590	15	24.8%
With a disability	0	10	0.0%	14	22	0.6%
No disability	103	81	39.3%	576	134	24.2%
18 to 64 years:	128	75	48.9%	1,361	171	57.2%
With a disability	23	31	8.8%	154	76	6.5%
No disability	105	58	40.1%	1,207	178	50.7%
65 years and over:	31	35	11.8%	430	150	18.1%
With a disability	0	10	0.0%	180	81	7.6%
No disability	31	35	11.8%	250	108	10.5%

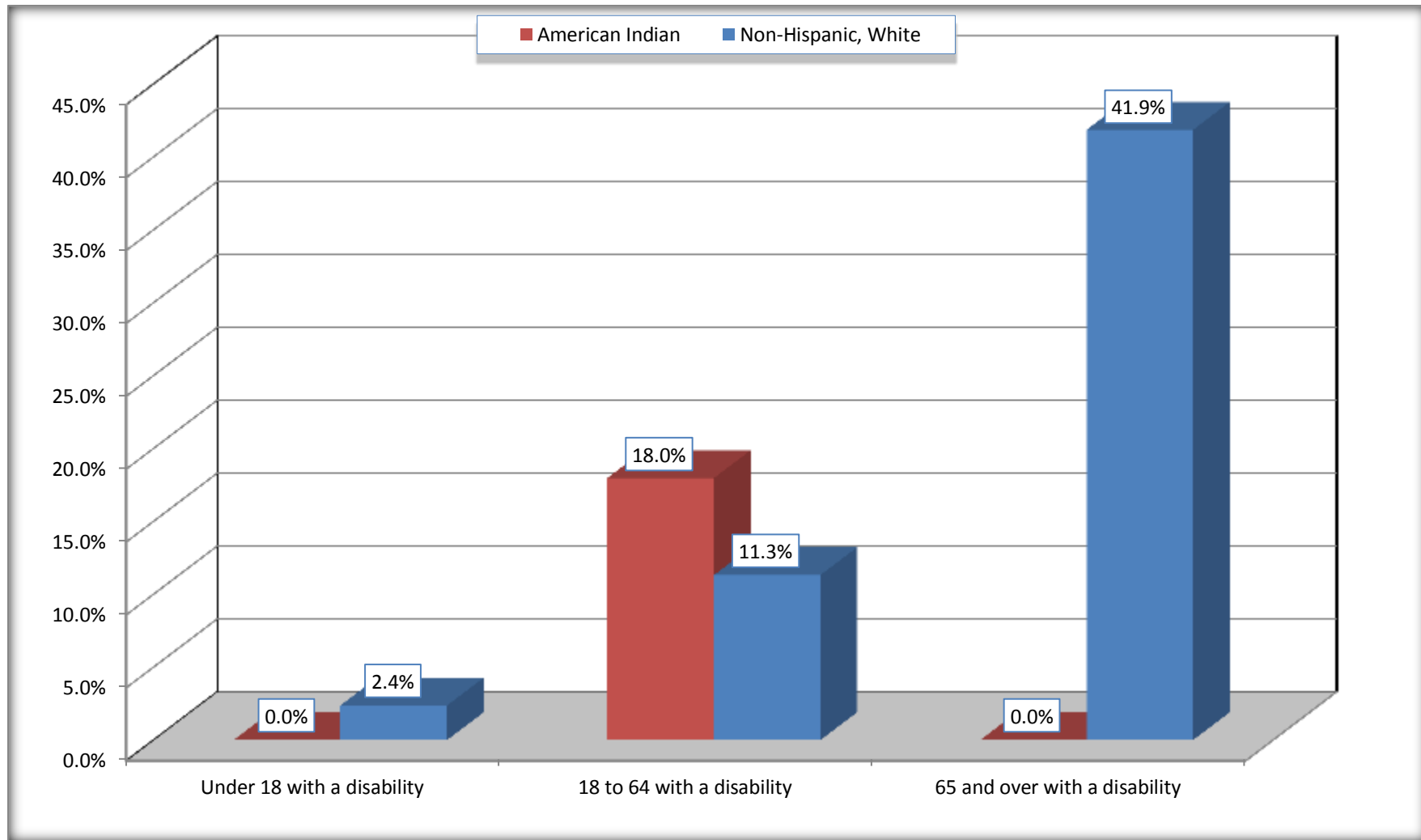
Source: U.S. Census Bureau, 2008-2012 American Community Survey

For information on confidentiality protection, sampling error, nonsampling error, and definitions, see Survey Methodology.

<http://www.census.gov/acs/www/UseData/index.htm>

Disability by Age

Healdton city, Oklahoma



Source: B18101. AGE BY DISABILITY STATUS
Data Set: 2008-2012 American Community Survey 5-Year Estimates

C27001. HEALTH INSURANCE COVERAGE STATUS BY AGE

Data Set: 2008-2012 American Community Survey 5-Year Estimates

	Healdton city, Oklahoma					
	American Indian	Margin of Error (+/-)	% of Am. Ind. Total	White, Not Hispanic	Margin of Error (+/-)	% of NHW Total
Total:	262	136	100.0%	2,381	158	100.0%
Under 18 years:	103	81	39.3%	590	135	24.8%
With health insurance coverage	103	81	39.3%	553	136	23.2%
No health insurance coverage	0	10	0.0%	37	30	1.6%
18 to 64 years:	128	75	48.9%	1,361	171	57.2%
With health insurance coverage	95	60	36.3%	1,009	175	42.4%
No health insurance coverage	33	33	12.6%	352	122	14.8%
65 years and over:	31	35	11.8%	430	150	18.1%
With health insurance coverage	31	35	11.8%	430	150	18.1%
No health insurance coverage	0	10	0.0%	0	10	0.0%

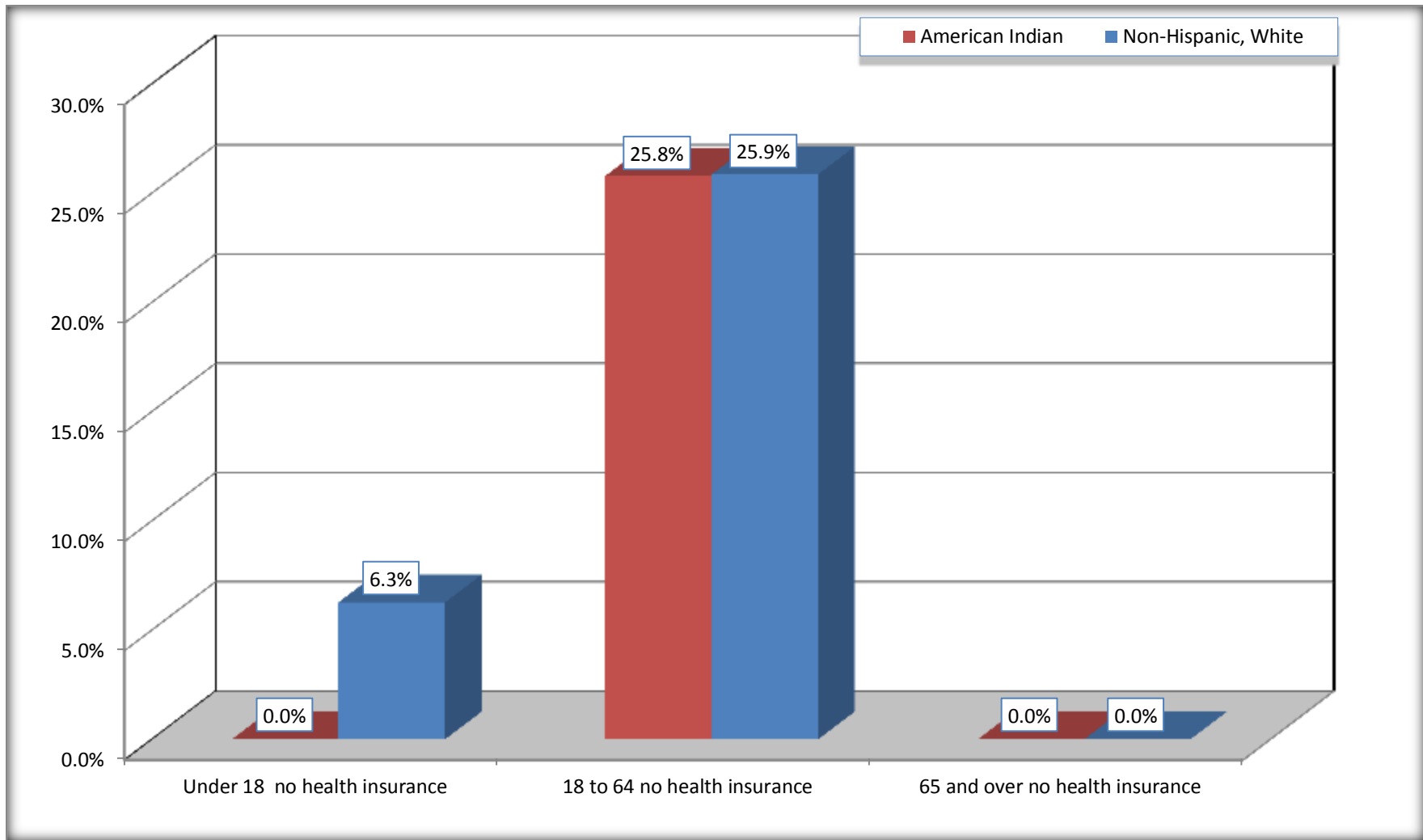
Source: U.S. Census Bureau, 2008-2012 American Community Survey

For information on confidentiality protection, sampling error, nonsampling error, and definitions, see Survey Methodology.

<http://www.census.gov/acs/www/UseData/index.htm>

Lack of Health Insurance Coverage by Age

Healdton city, Oklahoma



Source: C27001. HEALTH INSURANCE COVERAGE STATUS BY AGE
Data Set: 2008-2012 American Community Survey 5-Year Estimates