

# **Selected Socio-Economic Data**

## **Hughes County, Oklahoma**

**American Indian/Native American and White, Not Hispanic**

**Data Set: 2008-2012 American Community Survey 5-Year Estimates**

[www.fairvote2020.org](http://www.fairvote2020.org)

[www.fairdata2000.com](http://www.fairdata2000.com)

[27-Dec-13](#)

**C02003.DETAILED RACE - Universe: TOTAL POPULATION**

Data Set: 2008-2012 American Community Survey 5-Year Estimates

	<b>Hughes County, Oklahoma</b>		
	Population	Margin of Error (+/-)	% of Total
<b>Total:</b>	<b>13,762</b>	<b>*****</b>	<b>100.0%</b>
Population of one race:	12,574	233	91.4%
White	9,367	125	68.1%
Black or African American	713	38	5.2%
American Indian and Alaska Native	2,262	208	16.4%
Asian alone	0	16	0.0%
Native Hawaiian and Other Pacific Islander	0	16	0.0%
Some other race	232	110	1.7%
Population of two or more races:	1,188	233	8.6%
Two races including Some other race	106	80	0.8%
Two races excluding Some other race, and three or more races	1,082	218	7.9%
Population of two races:	1,188	233	8.6%
White; Black or African American	32	36	0.2%
White; American Indian and Alaska Native	944	209	6.9%
White; Asian	3	6	0.0%
Black or African American; American Indian and Alaska Native	88	48	0.6%
All other two race combinations	121	81	0.9%
Population of three races	0	16	0.0%
Population of four or more races	0	16	0.0%

Note: Hispanics may be of any race. See Table C03002 and chart.

Source: U.S. Census Bureau, 2008-2012 American Community Survey

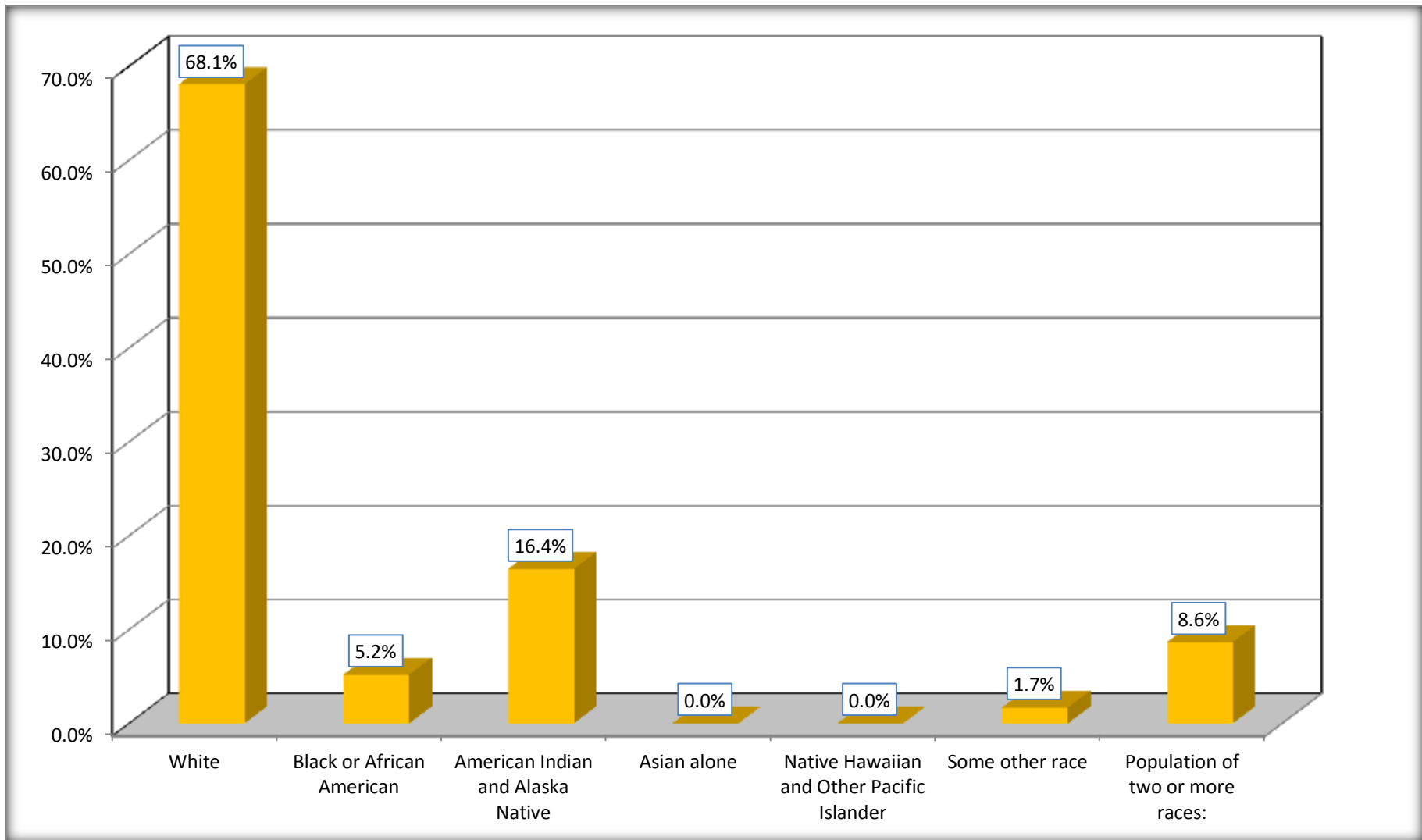
Although the American Community Survey (ACS) produces population, demographic and housing unit estimates, it is the Census Bureau's Population Estimates Program that produces and disseminates the official estimates of the population for the nation, states, counties, cities and towns and estimates of housing units for states and counties.

For information on confidentiality protection, sampling error, nonsampling error, and definitions, see Survey Methodology.

<http://www.census.gov/acs/www/UseData/index.htm>

# Population by Race

## Hughes County, Oklahoma



Source: C02003.DETAILED RACE - Universe: TOTAL POPULATION  
Data Set: 2008-2012 American Community Survey 5-Year Estimates

**B03002. HISPANIC OR LATINO ORIGIN BY RACE - Universe: TOTAL POPULATION**

Data Set: 2008-2012 American Community Survey 5-Year Estimates

	Hughes County, Oklahoma		
	Population	Margin of Error (+/-)	% of Total
<b>Total:</b>	13,762	*****	<b>100.0%</b>
Not Hispanic or Latino:	13,228	*****	96.1%
White alone	9,180	16	66.7%
Black or African American alone	708	37	5.1%
American Indian and Alaska Native alone	2,244	204	16.3%
Asian alone	0	16	0.0%
Native Hawaiian and Other Pacific Islander alone	0	16	0.0%
Some other race alone	0	16	0.0%
Two or more races:	1,096	215	8.0%
Two races including Some other race	20	23	0.1%
Two races excluding Some other race, and three or more races	1,076	217	7.8%
Hispanic or Latino	534	*****	3.9%

Source: U.S. Census Bureau, 2008-2012 American Community Survey

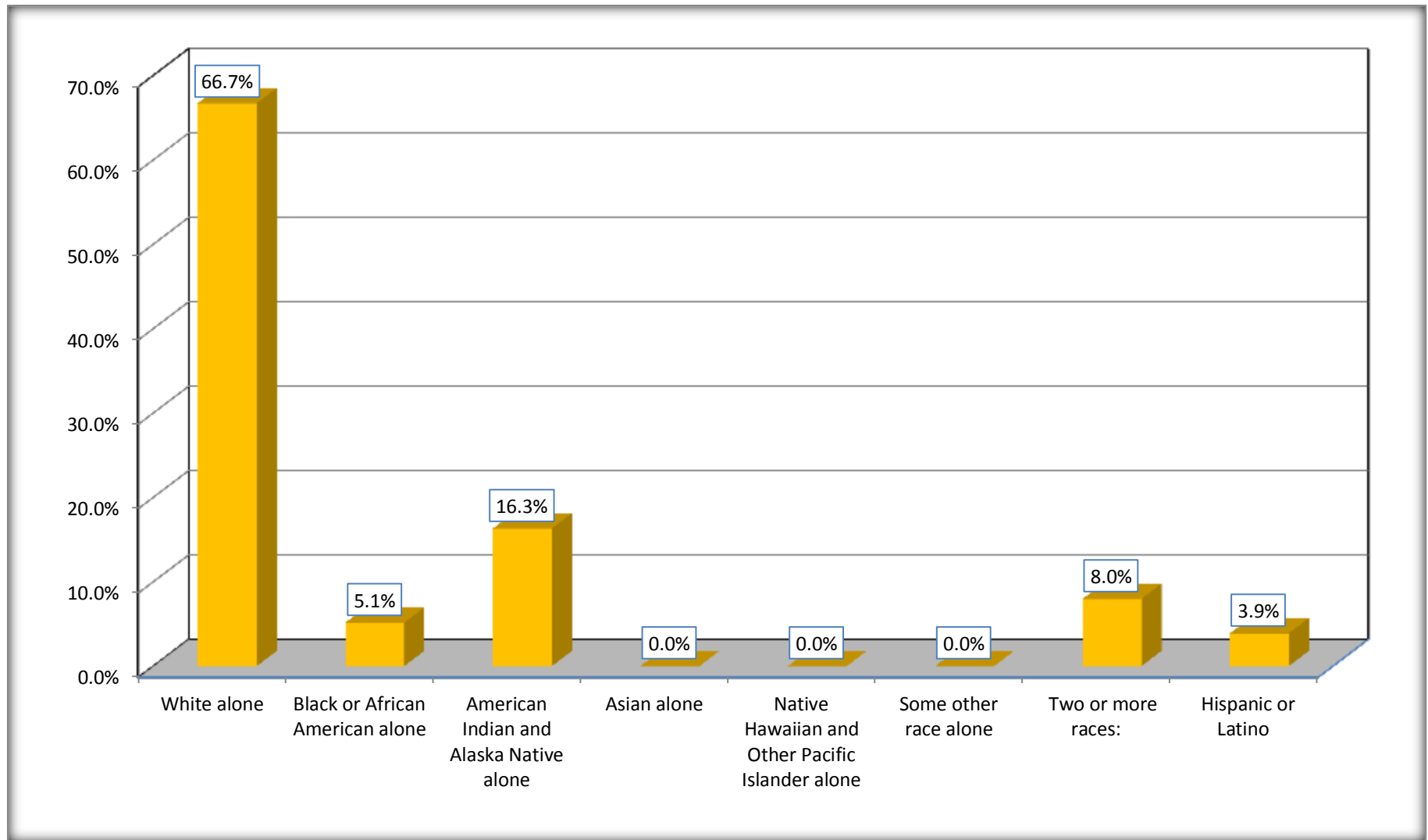
Although the American Community Survey (ACS) produces population, demographic and housing unit estimates, it is the Census Bureau's Population Estimates Program that produces and disseminates the official estimates of the population for the nation, states, counties, cities and towns and estimates of housing units for states and counties.

For information on confidentiality protection, sampling error, nonsampling error, and definitions, see Survey Methodology.

<http://www.census.gov/acs/www/UseData/index.htm>

# Non-Hispanic by Race and Hispanic Population

## Hughes County, Oklahoma



Source: B03002. HISPANIC OR LATINO ORIGIN BY RACE - Universe: TOTAL POPULATION  
Data Set: 2008-2012 American Community Survey 5-Year Estimates

**B03002. HISPANIC OR LATINO ORIGIN BY RACE**

Data Set: 2008-2012 American Community Survey 5-Year Estimates

	Hughes County, Oklahoma		
	Population	Margin of Error (+/-)	% of Total
Hispanic or Latino:	534	*****	<b>100.0%</b>
White alone	187	126	35.0%
Black or African American alone	5	8	0.9%
American Indian and Alaska Native alone	18	19	3.4%
Asian alone	0	16	0.0%
Native Hawaiian and Other Pacific Islander alone	0	16	0.0%
Some other race alone	232	110	43.4%
Two or more races:	92	77	17.2%
Two races including Some other race	86	78	16.1%
Two races excluding Some other race, and three or more races	6	10	1.1%

Source: U.S. Census Bureau, 2008-2012 American Community Survey

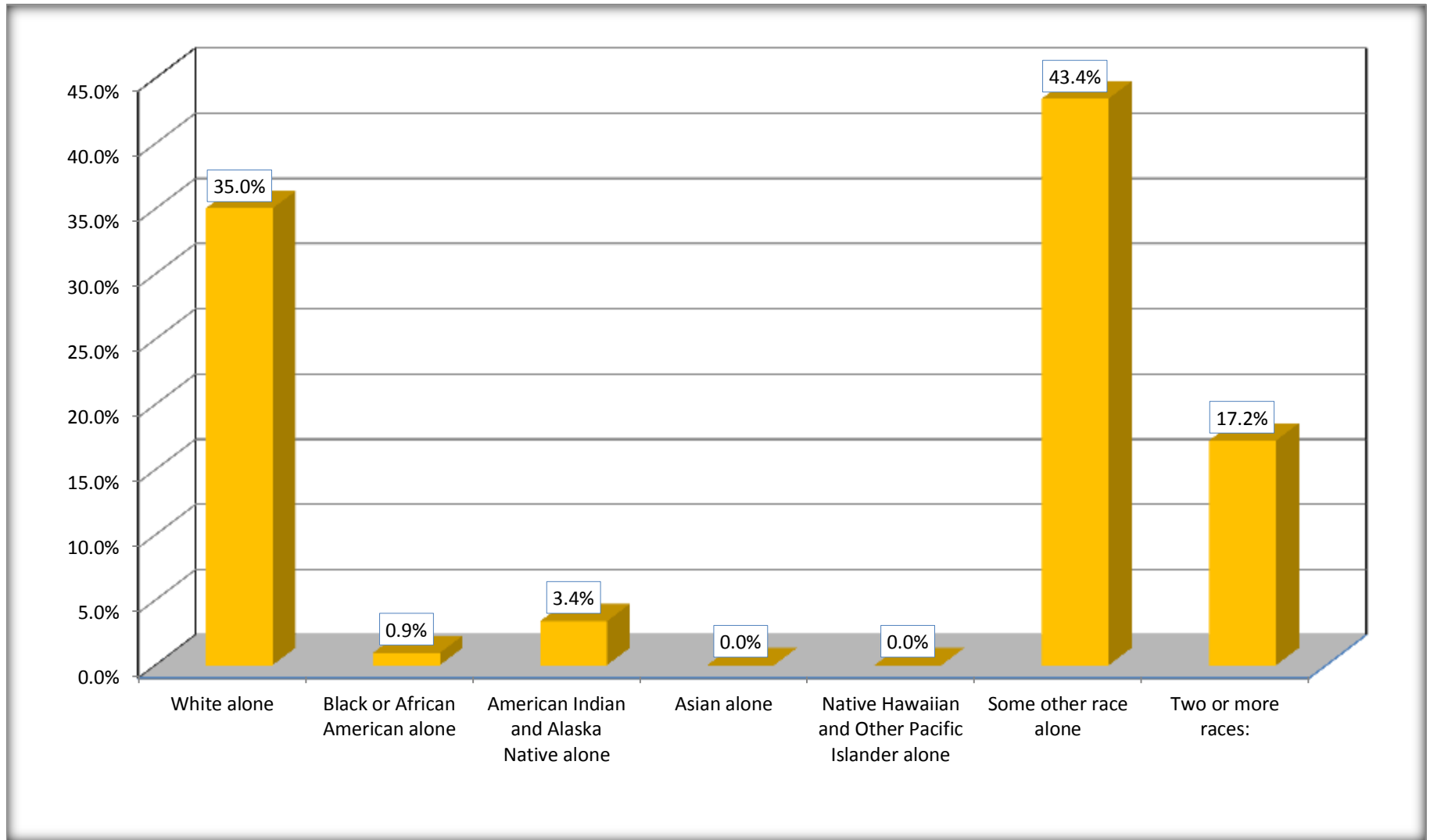
Although the American Community Survey (ACS) produces population, demographic and housing unit estimates, it is the Census Bureau's Population Estimates Program that produces and disseminates the official estimates of the population for the nation, states, counties, cities and towns and estimates of housing units for states and counties.

For information on confidentiality protection, sampling error, nonsampling error, and definitions, see Survey Methodology.

<http://www.census.gov/acs/www/UseData/index.htm>

# Hispanic or Latino Origin by Race

## Hughes County, Oklahoma



Source: B03002. HISPANIC OR LATINO ORIGIN BY RACE  
Data Set: 2008-2012 American Community Survey 5-Year Estimates

**B01001. SEX BY AGE**

Data Set: 2008-2012 American Community Survey 5-Year Estimates

	Hughes County, Oklahoma					
	American Indian	Margin of Error (+/-)	% of Am. Ind. Total	White, Not Hispanic	Margin of Error (+/-)	% of NHW Total
<b>Total:</b>	<b>2,262</b>	<b>208</b>	<b>100.0%</b>	<b>9,180</b>	<b>16</b>	<b>100.0%</b>
Under 18 years	684	NC	30.2%	1,655	NC	18.0%
18 to 64 years	1,350	NC	59.7%	5,475	NC	59.6%
65 years and over	228	NC	10.1%	2,050	NC	22.3%
Male:	1,142	119	50.5%	4,722	18	51.4%
Under 18 years	346	NC	15.3%	838	NC	9.1%
18 to 64 years	709	NC	31.3%	2,977	NC	32.4%
65 years and over	87	NC	3.8%	907	NC	9.9%
Female:	1,120	120	49.5%	4,458	18	48.6%
Under 18 years	338	NC	14.9%	817	NC	8.9%
18 to 64 years	641	NC	28.3%	2,498	NC	27.2%
65 years and over	141	NC	6.2%	1,143	NC	12.5%

Source: U.S. Census Bureau, 2008-2012 American Community Survey

Although the American Community Survey (ACS) produces population, demographic and housing unit estimates, it is the Census Bureau's Population Estimates Program that produces and disseminates the official estimates of the population for the nation, states, counties, cities and towns and estimates of housing units for states and counties.

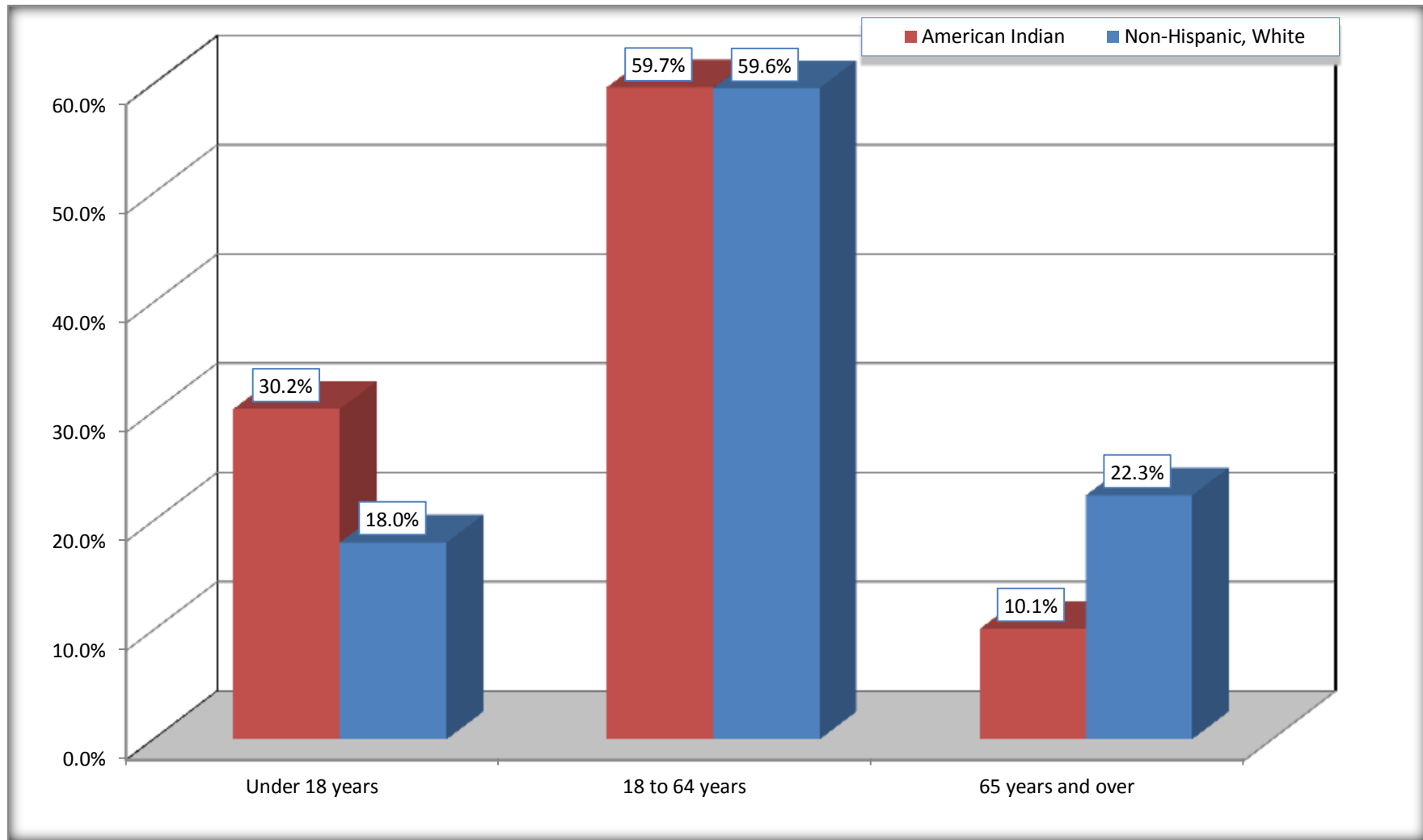
For information on confidentiality protection, sampling error, nonsampling error, and definitions, see Survey Methodology.

<http://www.census.gov/acs/www/UseData/index.htm>



# Population by Age

## Hughes County, Oklahoma



Source: B01001. SEX BY AGE  
Data Set: 2008-2012 American Community Survey 5-Year Estimates

**B05003. SEX BY AGE BY CITIZENSHIP STATUS**

Data Set: 2008-2012 American Community Survey 5-Year Estimates

	Hughes County, Oklahoma					
	American Indian	Margin of Error (+/-)	% of Am. Ind. Total by Age	White, Not Hispanic	Margin of Error (+/-)	% of NHW Total by Age
<b>Total:</b>	<b>2,262</b>	<b>208</b>	<b>100.0%</b>	<b>9,180</b>	<b>16</b>	<b>100.0%</b>
<b>Under 18 years:</b>	<b>684</b>	<b>NC</b>	<b>100.0%</b>	<b>1,655</b>	<b>NC</b>	<b>100.0%</b>
Native	684	NC	100.0%	1,655	NC	100.0%
Foreign born:	0	NC	0.0%	0	NC	0.0%
Naturalized U.S. citizen	0	NC	0.0%	0	NC	0.0%
Not a U.S. citizen	0	NC	0.0%	0	NC	0.0%
<b>18 years and over:</b>	<b>1,578</b>	<b>NC</b>	<b>100.0%</b>	<b>7,525</b>	<b>NC</b>	<b>100.0%</b>
Native	1,578	NC	100.0%	7,523	NC	100.0%
Foreign born:	0	NC	0.0%	2	NC	0.0%
Naturalized U.S. citizen	0	NC	0.0%	2	NC	0.0%
Not a U.S. citizen	0	NC	0.0%	0	NC	0.0%
<b>Male:</b>	<b>1,142</b>	<b>119</b>	<b>50.5%</b>	<b>4,722</b>	<b>9</b>	<b>51.4%</b>
<b>Under 18 years:</b>	<b>346</b>	<b>72</b>	<b>100.0%</b>	<b>838</b>	<b>5</b>	<b>100.0%</b>
Native	346	72	100.0%	838	5	100.0%
Foreign born:	0	16	0.0%	0	16	0.0%
Naturalized U.S. citizen	0	16	0.0%	0	16	0.0%
Not a U.S. citizen	0	16	0.0%	0	16	0.0%
<b>18 years and over:</b>	<b>796</b>	<b>89</b>	<b>100.0%</b>	<b>3,884</b>	<b>5</b>	<b>100.0%</b>
Native	796	89	100.0%	3,882	6	99.9%
Foreign born:	0	16	0.0%	2	4	0.1%
Naturalized U.S. citizen	0	16	0.0%	2	4	0.1%
Not a U.S. citizen	0	16	0.0%	0	16	0.0%

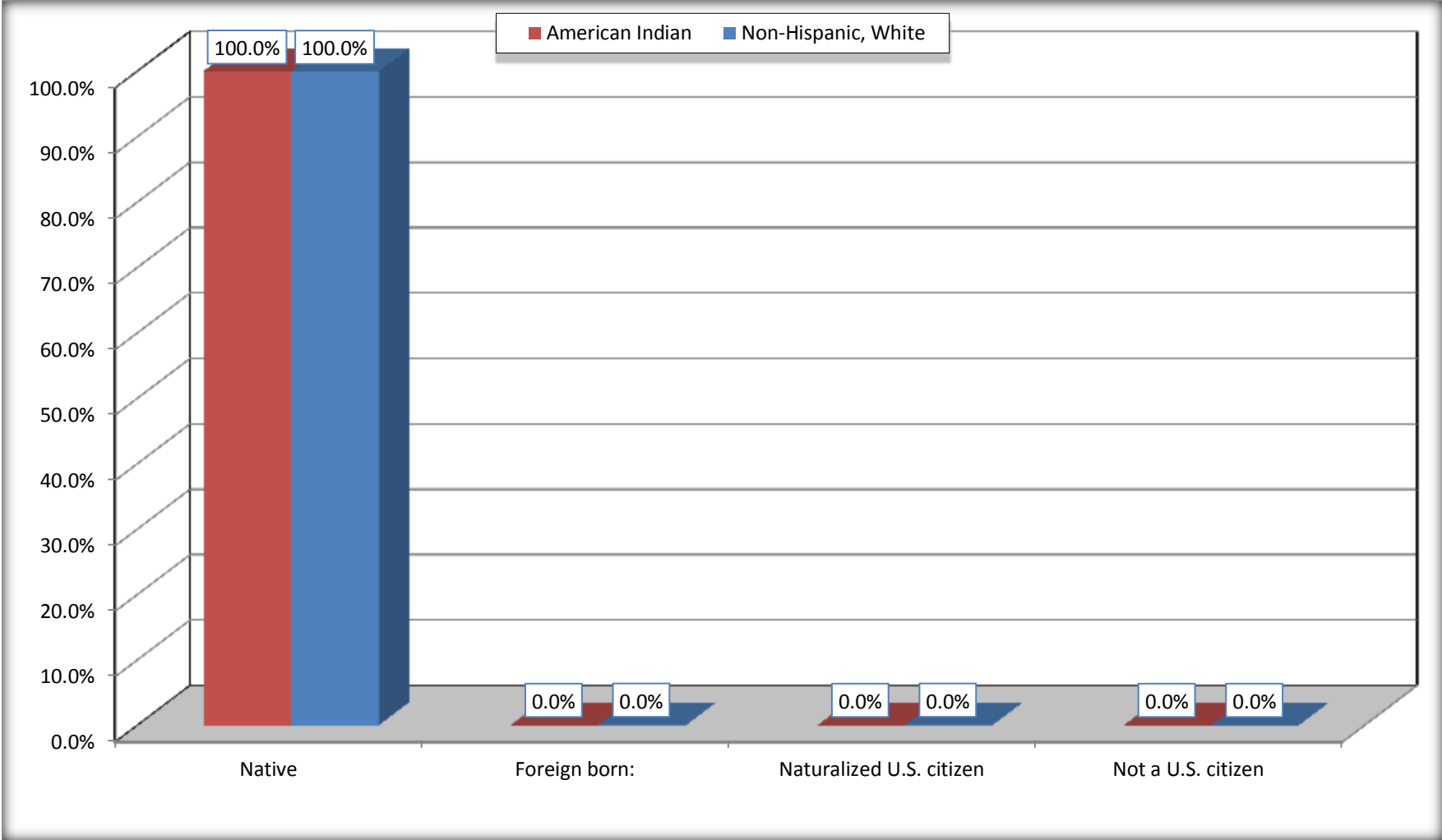
	Hughes County, Oklahoma					
	American Indian	Margin of Error (+/-)	% of AA by Age	White, Not Hispanic	Margin of Error (+/-)	% of NHW by Age
<b>Female:</b>	1,120	120	49.5%	4,458	11	48.6%
<b>Under 18 years:</b>	<b>338</b>	<b>77</b>	<b>100.0%</b>	<b>817</b>	<b>16</b>	<b>100.0%</b>
Native	338	77	100.0%	817	16	100.0%
Foreign born:	0	16	0.0%	0	16	0.0%
Naturalized U.S. citizen	0	16	0.0%	0	16	0.0%
Not a U.S. citizen	0	16	0.0%	0	16	0.0%
<b>18 years and over:</b>	<b>782</b>	<b>75</b>	<b>100.0%</b>	<b>3,641</b>	<b>11</b>	<b>100.0%</b>
Native	782	75	100.0%	3,641	11	100.0%
Foreign born:	0	16	0.0%	0	16	0.0%
Naturalized U.S. citizen	0	16	0.0%	0	16	0.0%
Not a U.S. citizen	0	16	0.0%	0	16	0.0%

Source: U.S. Census Bureau, 2008-2012 American Community Survey

For information on confidentiality protection, sampling error, nonsampling error, and definitions, see Survey Methodology.  
<http://www.census.gov/acs/www/UseData/index.htm>

# Citizenship Status of Voting Age Population (18 and Over)

## Hughes County, Oklahoma



Source: B05003. SEX BY AGE BY CITIZENSHIP STATUS  
Data Set: 2008-2012 American Community Survey 5-Year Estimates

**B07004. GEOGRAPHICAL MOBILITY IN THE PAST YEAR BY RACE FOR CURRENT RESIDENCE IN THE UNITED STATES - Universe:  
POPULATION 1 YEAR AND OVER**

Data Set: 2008-2012 American Community Survey 5-Year Estimates

	<b>Hughes County, Oklahoma</b>					
	American Indian	Margin of Error (+/-)	% of Am. Ind. Total	White, Not Hispanic	Margin of Error (+/-)	% of NHW Total
<b>Total:</b>	<b>2,232</b>	<b>207</b>	<b>100.0%</b>	<b>9,075</b>	<b>61</b>	<b>100.0%</b>
Same house 1 year ago	1,964	232	88.0%	8,090	238	89.1%
Moved within same county	149	95	6.7%	501	172	5.5%
Moved from different county within same state	113	59	5.1%	312	113	3.4%
Moved from different state	6	13	0.3%	166	125	1.8%
Moved from abroad	0	16	0.0%	6	10	0.1%

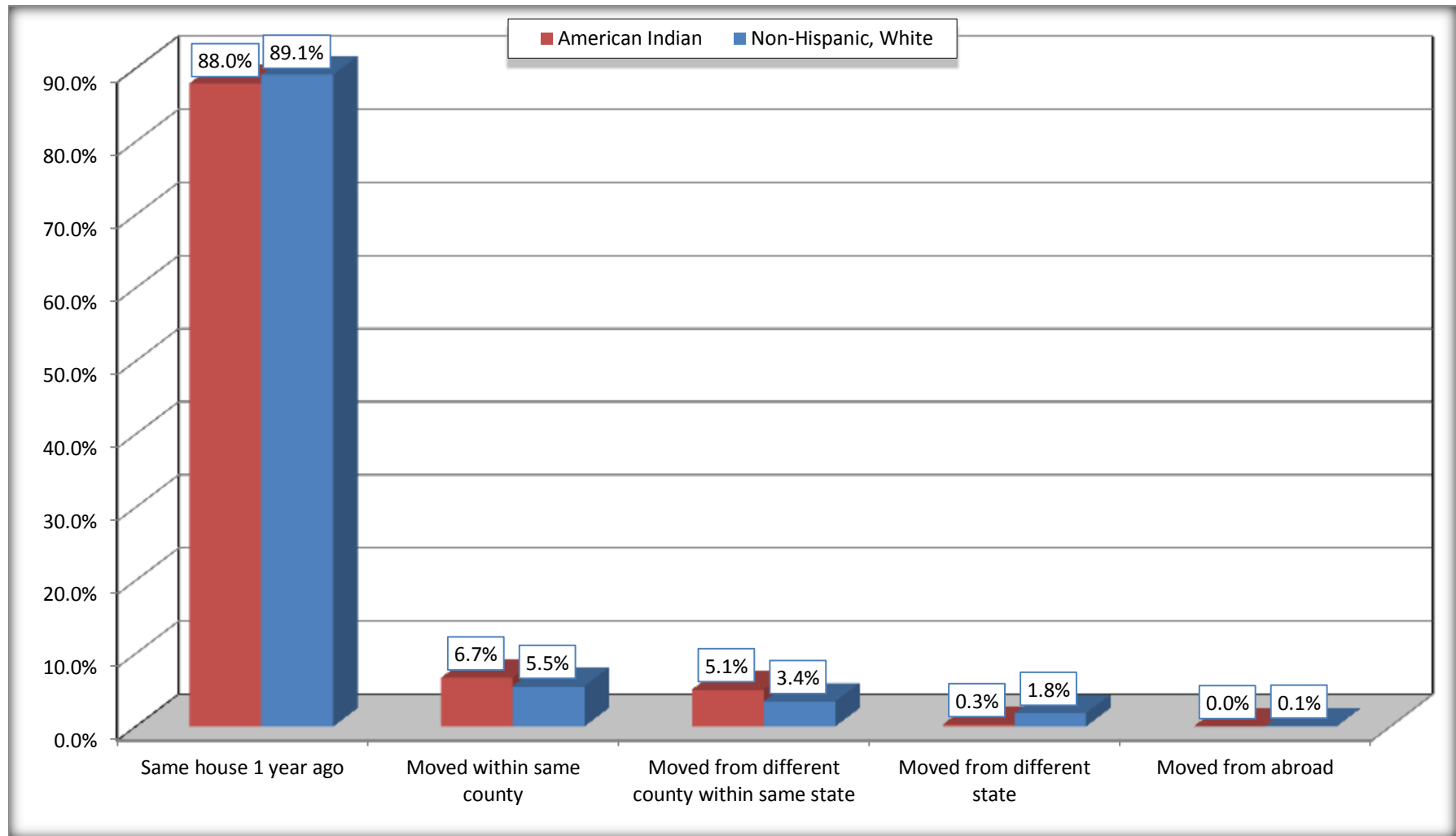
Source: U.S. Census Bureau, 2008-2012 American Community Survey

For information on confidentiality protection, sampling error, nonsampling error, and definitions, see Survey Methodology.

<http://www.census.gov/acs/www/UseData/index.htm>

# Geographical Mobility in the Past Year (Population 1 Year and Over)

## Hughes County, Oklahoma



Source: B07004. GEOGRAPHICAL MOBILITY IN THE PAST YEAR BY RACE FOR CURRENT RESIDENCE IN THE UNITED STATES - Universe: POPULATION 1 YEAR AND OVER

Data Set: 2008-2012 American Community Survey 5-Year Estimates

**B08105. MEANS OF TRANSPORTATION TO WORK - Universe: WORKERS 16 YEARS AND OVER**

Data Set: 2008-2012 American Community Survey 5-Year Estimates

	Hughes County, Oklahoma					
	American Indian	Margin of Error (+/-)	% of Am. Ind. Total	White, Not Hispanic	Margin of Error (+/-)	% of NHW Total
<b>Total:</b>	694	132	<b>100.0%</b>	3485	181	<b>100.0%</b>
Car, truck, or van - drove alone	544	124	78.4%	2718	215	78.0%
Car, truck, or van - carpooled	111	59	16.0%	421	131	12.1%
Public transportation (excluding taxicab)	0	16	0.0%	0	16	0.0%
Walked	10	17	1.4%	83	39	2.4%
Taxicab, motorcycle, bicycle, or other means	10	9	1.4%	21	17	0.6%
Worked at home	19	17	2.7%	242	72	6.9%

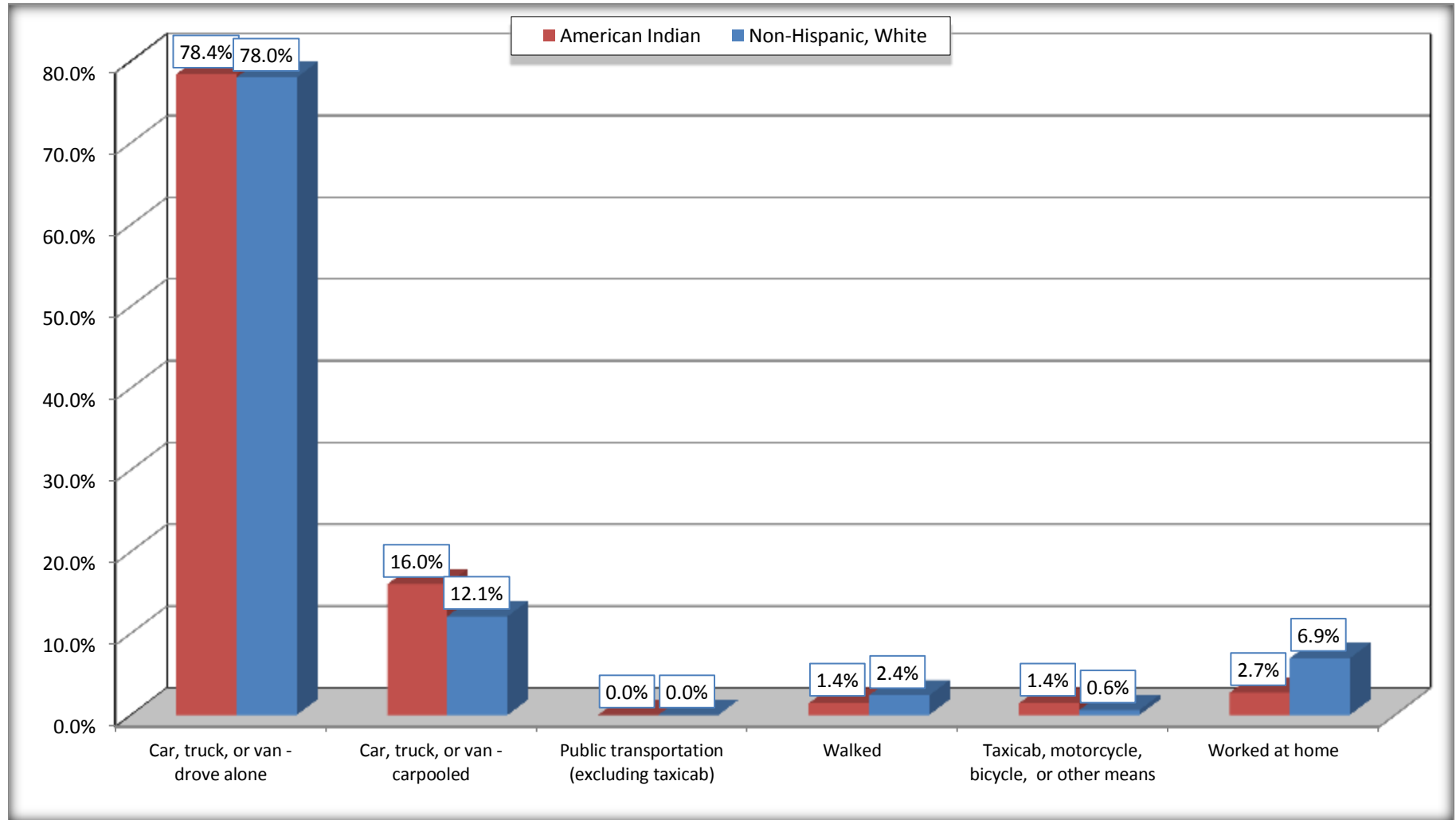
Source: U.S. Census Bureau, 2008-2012 American Community Survey

For information on confidentiality protection, sampling error, nonsampling error, and definitions, see Survey Methodology.

<http://www.census.gov/acs/www/UseData/index.htm>

# Means of Transportation to Work (Workers 16 Years and Over)

## Hughes County, Oklahoma



Source: B08105. MEANS OF TRANSPORTATION TO WORK - Universe: WORKERS 16 YEARS AND OVER  
Data Set: 2008-2012 American Community Survey 5-Year Estimates



**B11002. HOUSEHOLD TYPE BY RELATIVES AND NONRELATIVES FOR POPULATION IN HOUSEHOLDS**

Data Set: 2008-2012 American Community Survey 5-Year Estimates

	Hughes County, Oklahoma					
	American Indian	Margin of Error (+/-)	% of Am. Ind. Total	White, Not Hispanic	Margin of Error (+/-)	% of NHW Total
<b>Total:</b>	1906	295	<b>100.0%</b>	8971	279	<b>100.0%</b>
In family households	1679	302	88.1%	7744	293	86.3%
In nonfamily households	227	60	11.9%	1227	147	13.7%

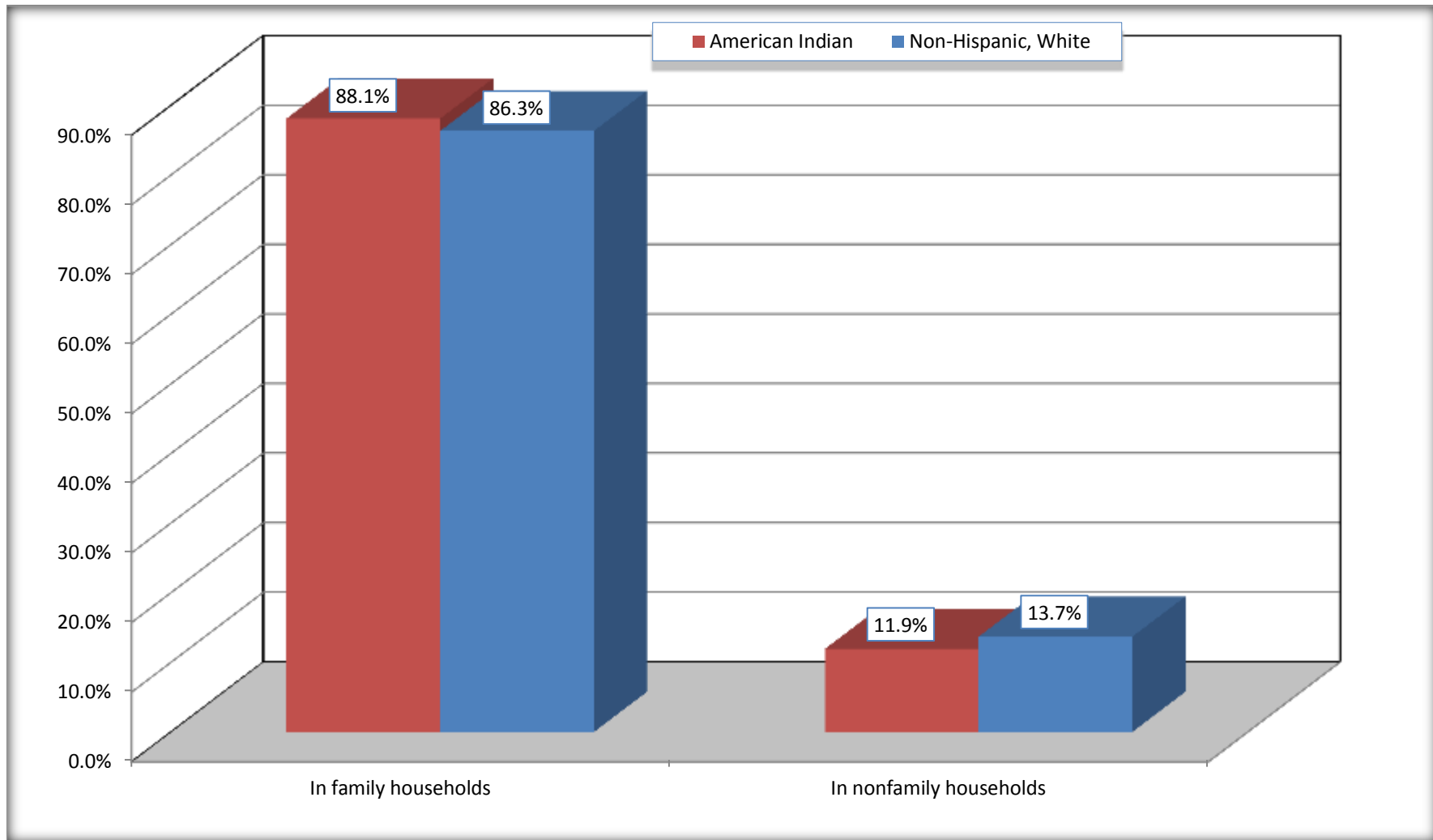
Source: U.S. Census Bureau, 2008-2012 American Community Survey

For information on confidentiality protection, sampling error, nonsampling error, and definitions, see Survey Methodology.

<http://www.census.gov/acs/www/UseData/index.htm>

# Household Type for Population in Households

## Hughes County, Oklahoma



Source: B11002. HOUSEHOLD TYPE BY RELATIVES AND NONRELATIVES FOR POPULATION IN HOUSEHOLDS  
Data Set: 2008-2012 American Community Survey 5-Year Estimates

**B12002. MARITAL STATUS FOR THE POPULATION 15 YEARS AND OVER**

Data Set: 2008-2012 American Community Survey 5-Year Estimates

	Hughes County, Oklahoma					
	American Indian	Margin of Error (+/-)	% of Am. Ind. Total	White, Not Hispanic	Margin of Error (+/-)	% of NHW Total
<b>Total:</b>	<b>1,702</b>	<b>147</b>	<b>100.0%</b>	<b>7,831</b>	<b>13</b>	<b>100.0%</b>
Never married	668	NC	39.2%	1,332	NC	17.0%
Now married (except separated)	693	NC	40.7%	4,459	NC	56.9%
Separated	20	NC	1.2%	125	NC	1.6%
Widowed	79	NC	4.6%	897	NC	11.5%
Divorced	242	NC	14.2%	1,018	NC	13.0%
<b>Male:</b>	<b>864</b>	<b>97</b>	<b>50.8%</b>	<b>4,036</b>	<b>5</b>	<b>51.5%</b>
Never married	376	68	22.1%	827	118	10.6%
Now married (except separated)	319	77	18.7%	2,380	141	30.4%
Separated	16	13	0.9%	53	37	0.7%
Widowed	22	15	1.3%	196	57	2.5%
Divorced	131	47	7.7%	580	110	7.4%
<b>Female:</b>	<b>838</b>	<b>85</b>	<b>49.2%</b>	<b>3,795</b>	<b>11</b>	<b>48.5%</b>
Never married	292	55	17.2%	505	71	6.4%
Now married (except separated)	374	64	22.0%	2,079	156	26.5%
Separated	4	8	0.2%	72	38	0.9%
Widowed	57	27	3.3%	701	87	9.0%
Divorced	111	41	6.5%	438	105	5.6%

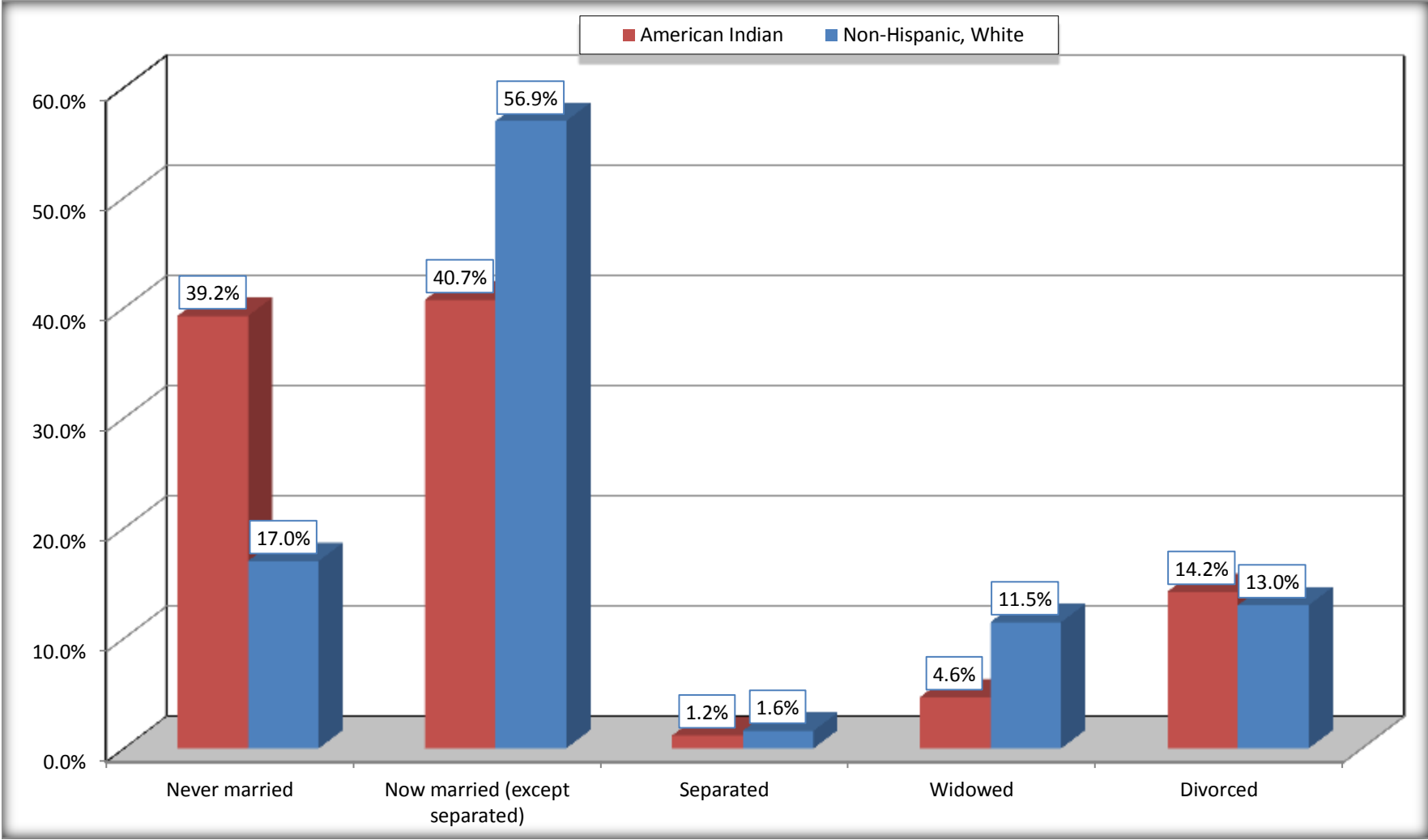
Source: U.S. Census Bureau, 2008-2012 American Community Survey

For information on confidentiality protection, sampling error, nonsampling error, and definitions, see Survey Methodology.

<http://www.census.gov/acs/www/UseData/index.htm>

# Marital Status for the Population 15 Years and Over

## Hughes County, Oklahoma



Source: B12002. MARITAL STATUS FOR THE POPULATION 15 YEARS AND OVER  
Data Set: 2008-2012 American Community Survey 5-Year Estimates

**C15002. SEX BY EDUCATIONAL ATTAINMENT FOR THE POPULATION 25 YEARS AND OVER**

Data Set: 2008-2012 American Community Survey 5-Year Estimates

	Hughes County, Oklahoma					
	American Indian	Margin of Error (+/-)	% of Am. Ind. Total	White, Not Hispanic	Margin of Error (+/-)	% of NHW Total
<b>Total:</b>	<b>1,277</b>	<b>127</b>	<b>100.0%</b>	<b>6,927</b>	<b>11</b>	<b>100.0%</b>
Less than high school diploma	336	NC	26.3%	1,429	NC	20.6%
High school graduate, GED, or alternative	464	NC	36.3%	2,648	NC	38.2%
Some college or associate's degree	311	NC	24.4%	1,998	NC	28.8%
Bachelor's degree or higher	166	NC	13.0%	852	NC	12.3%
Male:	620	84	48.6%	3,566	16	51.5%
Less than high school diploma	196	58	15.3%	753	103	10.9%
High school graduate, GED, or alternative	228	54	17.9%	1,455	149	21.0%
Some college or associate's degree	119	49	9.3%	935	123	13.5%
Bachelor's degree or higher	77	42	6.0%	423	94	6.1%
Female:	657	73	51.4%	3,361	11	48.5%
Less than high school diploma	140	43	11.0%	676	108	9.8%
High school graduate, GED, or alternative	236	48	18.5%	1,193	128	17.2%
Some college or associate's degree	192	46	15.0%	1,063	104	15.3%
Bachelor's degree or higher	89	37	7.0%	429	86	6.2%

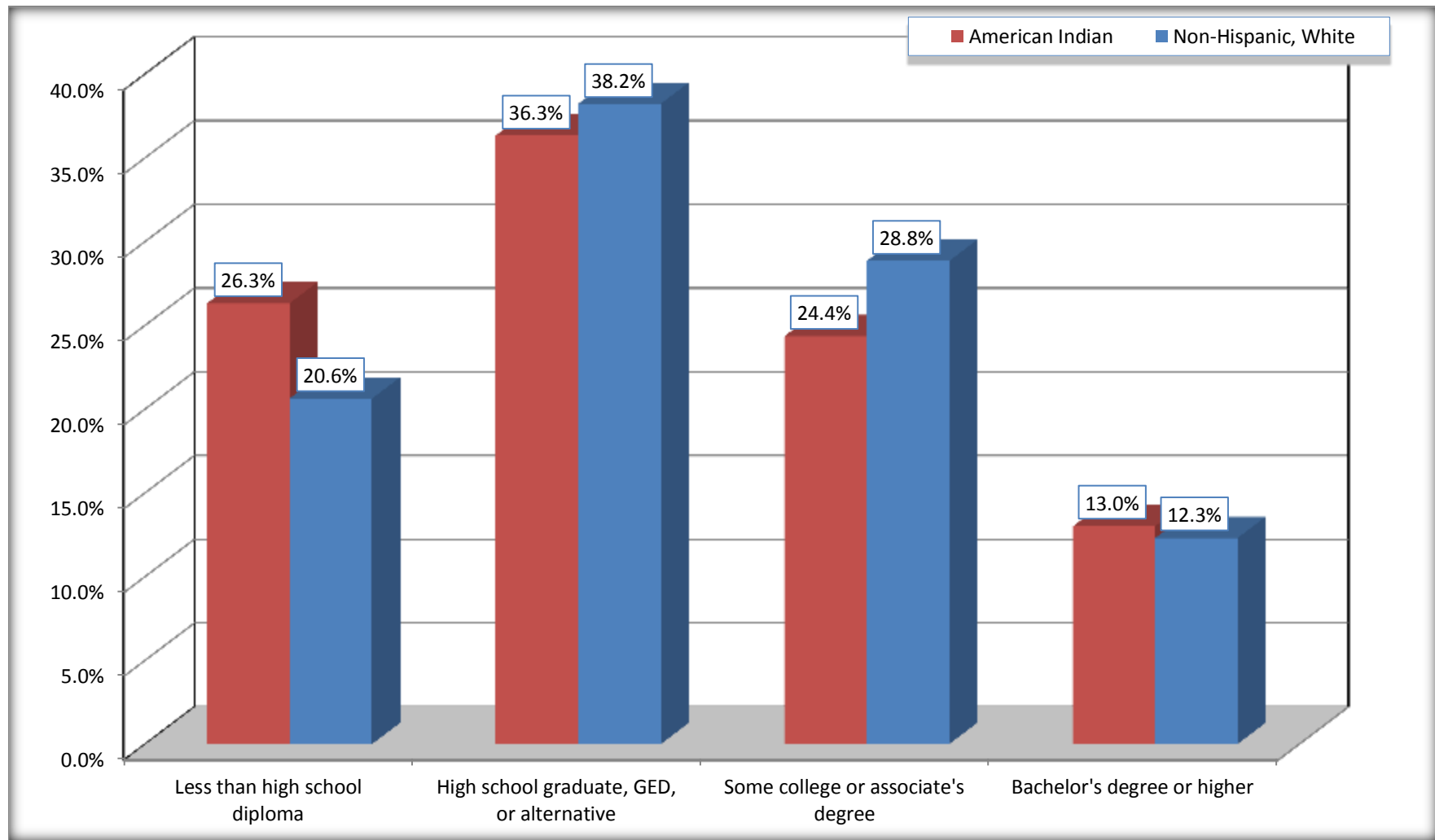
Source: U.S. Census Bureau, 2008-2012 American Community Survey

For information on confidentiality protection, sampling error, nonsampling error, and definitions, see Survey Methodology.

<http://www.census.gov/acs/www/UseData/index.htm>

# Educational Attainment for the Population 25 Years and Older

## Hughes County, Oklahoma



Source: C15002. SEX BY EDUCATIONAL ATTAINMENT FOR THE POPULATION 25 YEARS AND OVER  
Data Set: 2008-2012 American Community Survey 5-Year Estimates

**B16005. NATIVITY BY LANGUAGE SPOKEN AT HOME BY ABILITY TO SPEAK ENGLISH FOR THE POPULATION 5 YEARS AND OVER**

Data Set: 2008-2012 American Community Survey 5-Year Estimates

	Hughes County, Oklahoma					
	American Indian	Margin of Error (+/-)	% of Am. Ind. Total	White, Not Hispanic	Margin of Error (+/-)	% of NHW Total
<b>Total:</b>	<b>2,067</b>	<b>193</b>	<b>100.0%</b>	<b>8,776</b>	<b>13</b>	<b>100.0%</b>
Speak only English	1,781	NC	86.2%	8,637	NC	98.4%
Speak another language	286	NC	13.8%	139	NC	1.6%
Speak English "very well"	258	NC	12.5%	112	NC	1.3%
Speak English "less than very well"	28	NC	1.4%	27	NC	0.3%
Native:	2,067	193	100.0%	8,774	13	100.0%
Speak only English	1,781	188	86.2%	8,637	62	98.4%
Speak another language	286	86	13.8%	137	62	1.6%
Speak English "very well"	258	83	12.5%	110	56	1.3%
Speak English "less than very well"	28	22	1.4%	27	24	0.3%
Foreign born:	0	16	0.0%	2	4	0.0%
Speak only English	0	16	0.0%	0	16	0.0%
Speak another language	0	16	0.0%	2	4	0.0%
Speak English "very well"	0	16	0.0%	2	4	0.0%
Speak English "less than very well"	0	16	0.0%	0	16	0.0%

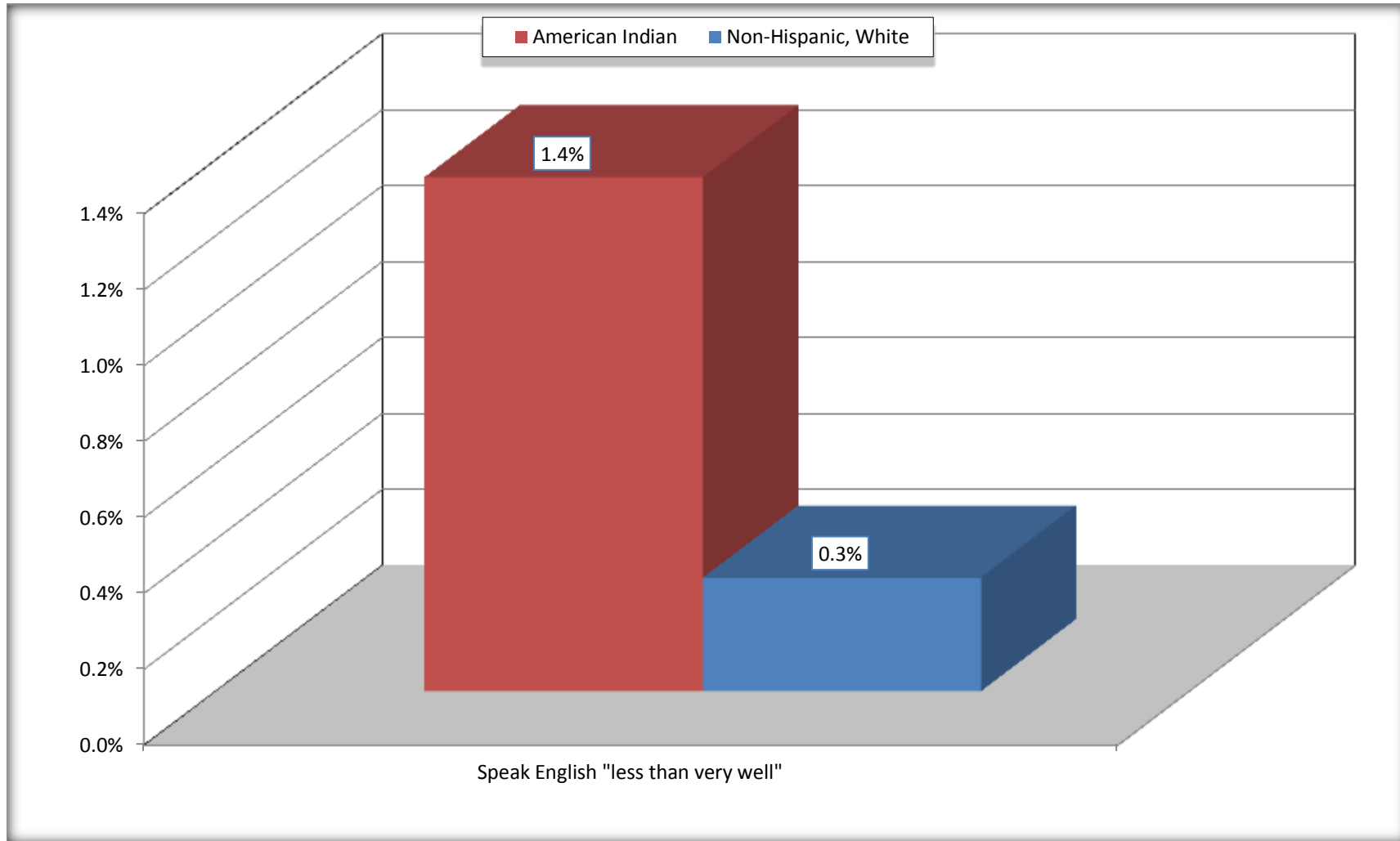
Source: U.S. Census Bureau, 2008-2012 American Community Survey

For information on confidentiality protection, sampling error, nonsampling error, and definitions, see Survey Methodology.

<http://www.census.gov/acs/www/UseData/index.htm>

# Speak English "Less than Very Well" (Population 5 Years and Over)

## Hughes County, Oklahoma



Source: B16005. NATIVITY BY LANGUAGE SPOKEN AT HOME BY ABILITY TO SPEAK ENGLISH FOR THE POPULATION 5 YEARS AND OVER  
Data Set: 2008-2012 American Community Survey 5-Year Estimates



**B17010. POVERTY STATUS IN THE PAST 12 MONTHS OF FAMILIES BY FAMILY TYPE BY PRESENCE OF RELATED CHILDREN UNDER 18 YEARS**

Data Set: 2008-2012 American Community Survey 5-Year Estimates

	Hughes County, Oklahoma					
	American Indian	Margin of Error (+/-)	% of Am. Ind. Total	White, Not Hispanic	Margin of Error (+/-)	% of NHW Total
<b>Total:</b>	<b>552</b>	<b>116</b>	<b>100.0%</b>	<b>2,635</b>	<b>130</b>	<b>100.0%</b>
Income in the past 12 months below poverty level:	179	64	32.4%	313	73	11.9%
Married-couple family:	60	39	10.9%	143	46	5.4%
With related children under 18 years	55	39	10.0%	49	27	1.9%
Other family:	119	46	21.6%	170	67	6.5%
Male householder, no wife present	23	20	4.2%	19	17	0.7%
With related children under 18 years	17	19	3.1%	3	7	0.1%
Female householder, no husband present	96	41	17.4%	151	65	5.7%
With related children under 18 years	71	38	12.9%	142	63	5.4%
Income in the past 12 months at or above poverty level:	373	80	67.6%	2,322	131	88.1%
Married-couple family:	260	70	47.1%	1,906	144	72.3%
With related children under 18 years	121	46	21.9%	630	99	23.9%
Other family:	113	33	20.5%	416	98	15.8%
Male householder, no wife present	31	22	5.6%	148	60	5.6%
With related children under 18 years	7	9	1.3%	75	42	2.8%
Female householder, no husband present	82	26	14.9%	268	76	10.2%
With related children under 18 years	35	19	6.3%	169	69	6.4%

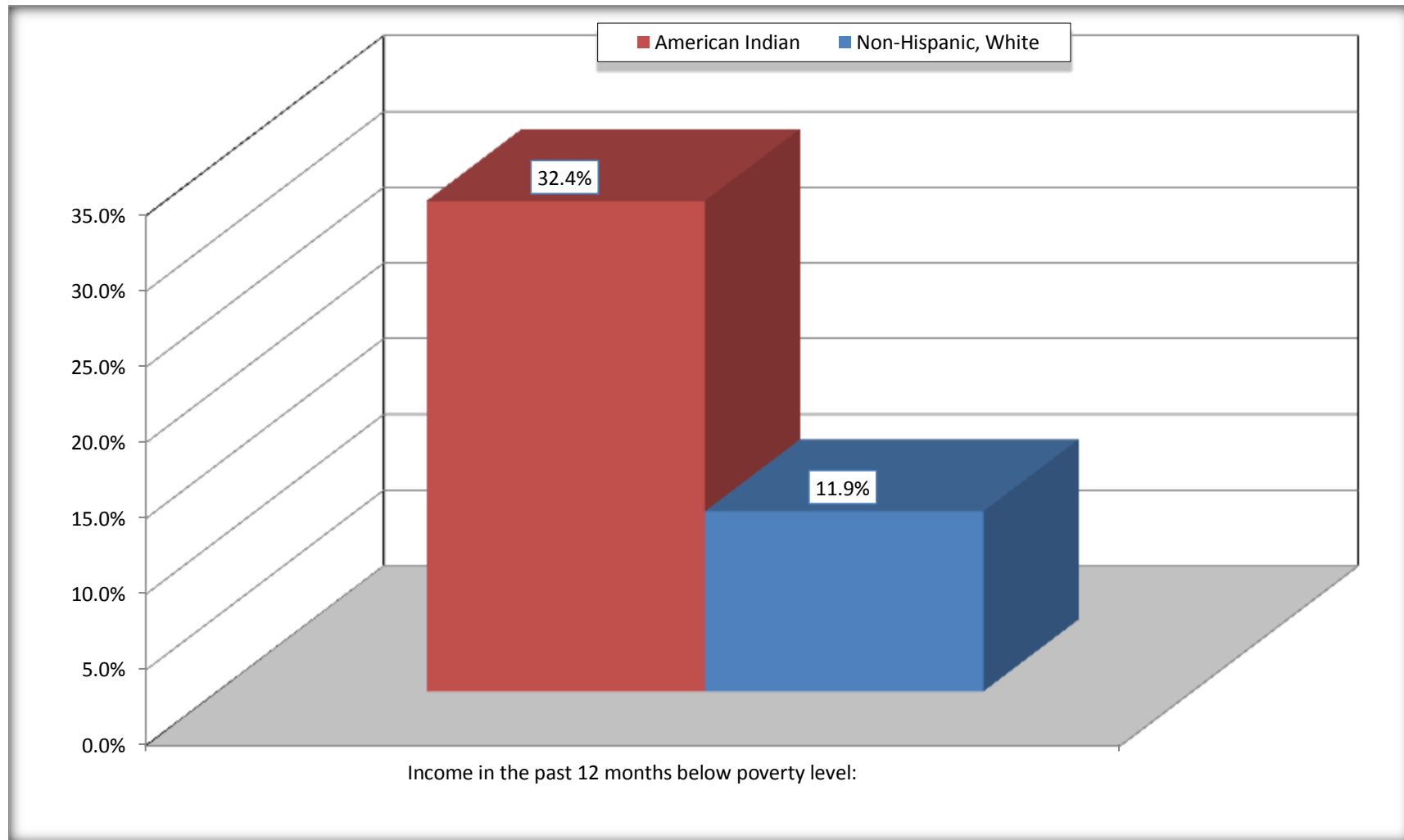
Source: U.S. Census Bureau, 2008-2012 American Community Survey

For information on confidentiality protection, sampling error, nonsampling error, and definitions, see Survey Methodology.

<http://www.census.gov/acs/www/UseData/index.htm>

# Family Households Below Poverty in the Past 12 Months

## Hughes County, Oklahoma

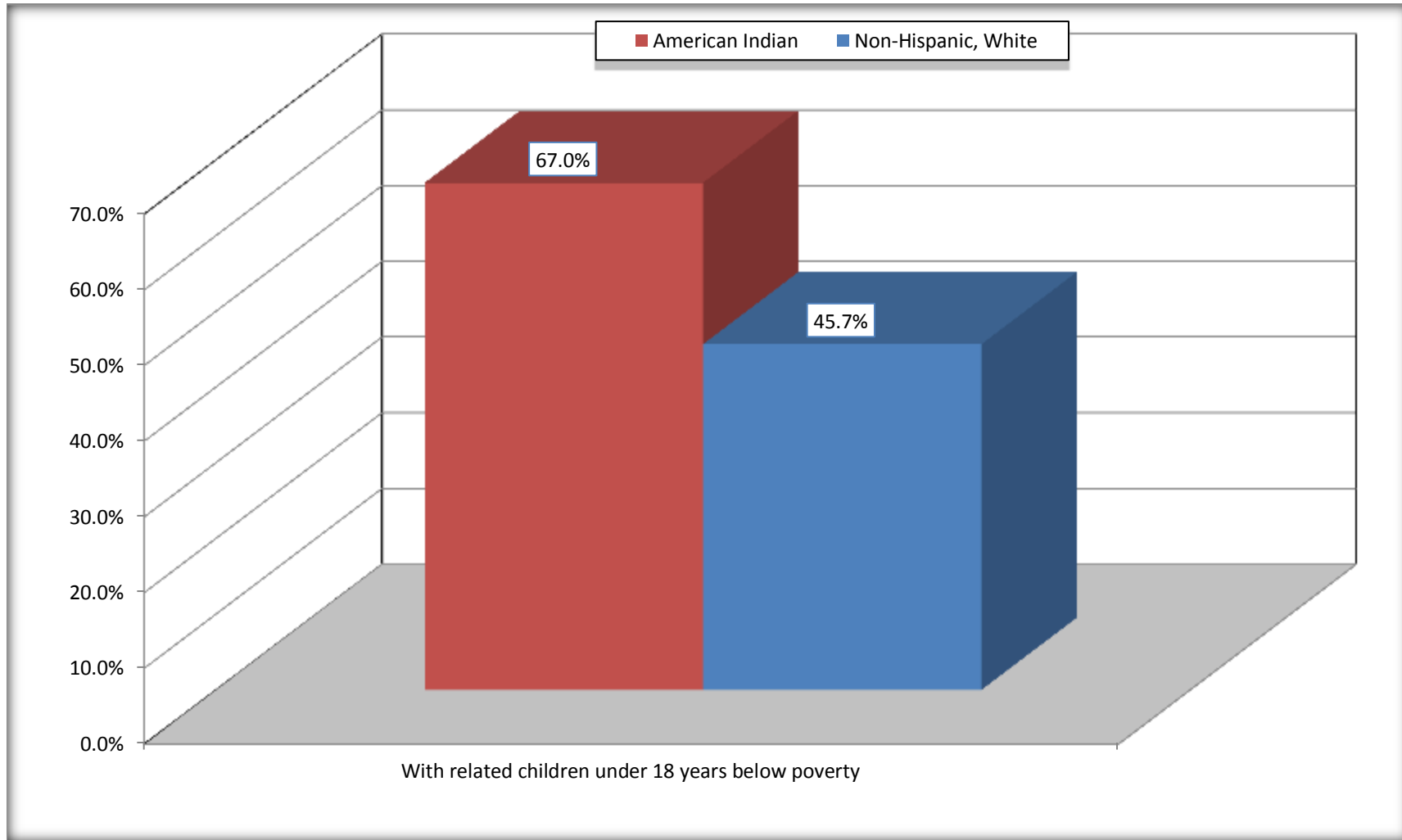


Source: B17010. POVERTY STATUS IN THE PAST 12 MONTHS OF FAMILIES BY FAMILY TYPE BY PRESENCE OF RELATED CHILDREN UNDER 18 YEARS

Data Set: 2008-2012 American Community Survey 5-Year Estimates

# Female-headed Households with Related Children Below Poverty in the Past 12 Months

## Hughes County, Oklahoma



Source: B17010. POVERTY STATUS IN THE PAST 12 MONTHS OF FAMILIES BY FAMILY TYPE BY PRESENCE OF RELATED CHILDREN UNDER 18 YEARS

Data Set: 2008-2012 American Community Survey 5-Year Estimates

**B17020 POVERTY STATUS IN THE PAST 12 MONTHS BY AGE - Universe: POPULATION FOR WHOM POVERTY STATUS IS DETERMINED**

Data Set: 2008-2012 American Community Survey 5-Year Estimates

	Hughes County, Oklahoma					
	American Indian	Margin of Error (+/-)	% of Am. Ind. By Age	White, Not Hispanic	Margin of Error (+/-)	% of NHW By Age
<b>Total:</b>	<b>2,156</b>	<b>208</b>	<b>100.0%</b>	<b>8,399</b>	<b>143</b>	<b>100.0%</b>
Income in the past 12 months below poverty level:	803	221	37.2%	1,241	241	14.8%
<b>Under 18 years</b>	311	NC	45.5%	333	NC	20.7%
<b>18 to 64 years</b>	435	129	34.7%	633	129	12.9%
<b>65 years and over</b>	57	NC	26.1%	275	NC	14.7%
Income in the past 12 months at or above poverty level:	1,353	197	62.8%	7,158	283	85.2%
<b>Under 18 years</b>	373	NC	54.5%	1,278	NC	79.3%
<b>18 to 64 years</b>	819	127	65.3%	4,282	182	87.1%
<b>65 years and over</b>	161	NC	73.9%	1,598	NC	85.3%

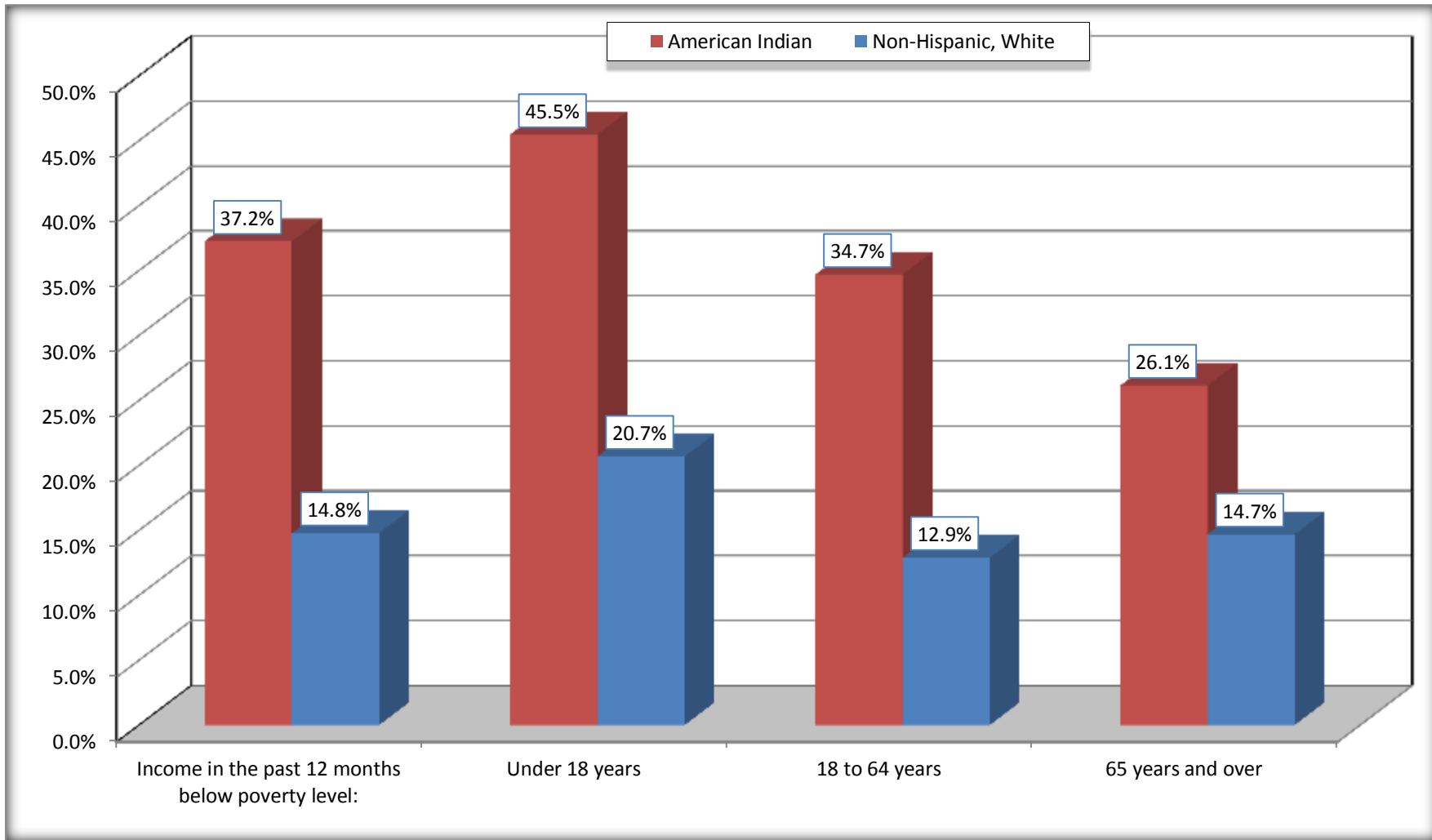
Source: U.S. Census Bureau, 2008-2012 American Community Survey

For information on confidentiality protection, sampling error, nonsampling error, and definitions, see Survey Methodology.

<http://www.census.gov/acs/www/UseData/index.htm>

# Population Below Poverty in the Past 12 Months

## Hughes County, Oklahoma



Source: B17020 POVERTY STATUS IN THE PAST 12 MONTHS BY AGE - Universe: POPULATION FOR WHOM POVERTY STATUS IS DETERMINED  
Data Set: 2008-2012 American Community Survey 5-Year Estimates

**B19001. HOUSEHOLD INCOME IN THE PAST 12 MONTHS (in 2012 inflation-adjusted dollars)**

Data Set: 2008-2012 American Community Survey 5-Year Estimates

	Hughes County, Oklahoma					
	American Indian	Margin of Error (+/-)	% of Am. Ind. Total	White, Not Hispanic	Margin of Error (+/-)	% of NHW Total
<b>Total:</b>	<b>764</b>	<b>119</b>	<b>100.0%</b>	<b>3,758</b>	<b>145</b>	<b>100.0%</b>
Less than \$ 10,000	197	59	25.8%	321	72	8.5%
\$ 10,000 to \$ 14,999	55	31	7.2%	332	77	8.8%
<b>\$ 15,000 to \$ 24,999</b>	105	NC	13.7%	585	NC	15.6%
<b>\$ 25,000 to \$ 34,999</b>	139	NC	18.2%	520	NC	13.8%
<b>\$ 35,000 to \$ 49,999</b>	41	NC	5.4%	570	NC	15.2%
<b>\$ 50,000 to \$ 74,999</b>	130	NC	17.0%	668	NC	17.8%
\$ 75,000 to \$ 99,999	46	26	6.0%	363	103	9.7%
<b>\$ 100,000 to \$ 149,999</b>	44	NC	5.8%	263	NC	7.0%
\$ 150,000 to \$ 199,999	5	6	0.7%	38	21	1.0%
\$ 200,000 or more	2	4	0.3%	98	43	2.6%

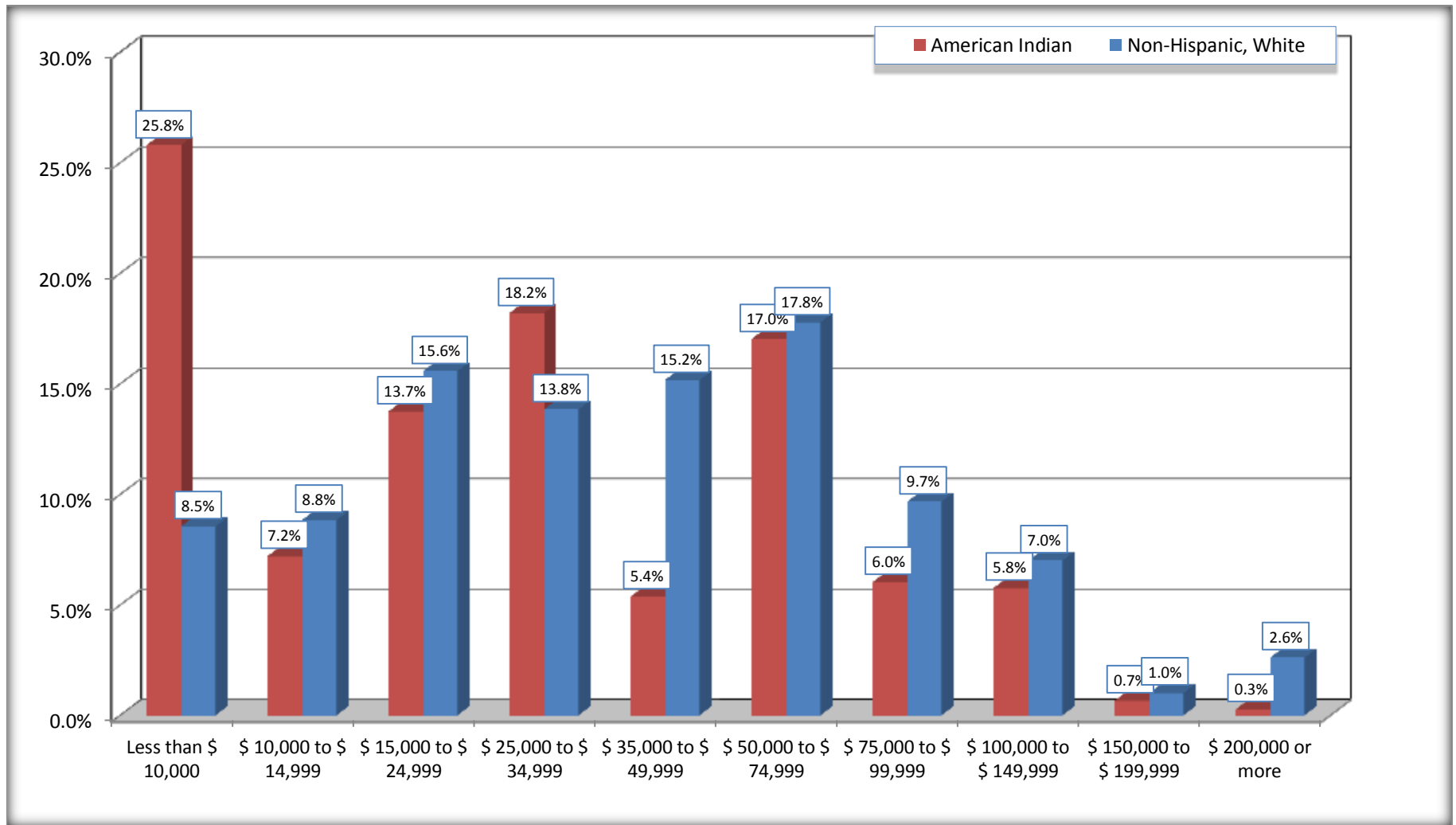
Source: U.S. Census Bureau, 2008-2012 American Community Survey

For information on confidentiality protection, sampling error, nonsampling error, and definitions, see Survey Methodology.

<http://www.census.gov/acs/www/UseData/index.htm>

# Household Income in the Past 12 Months

## Hughes County, Oklahoma



Source: B19001. HOUSEHOLD INCOME IN THE PAST 12 MONTHS (in 2012 inflation-adjusted dollars)  
Data Set: 2008-2012 American Community Survey 5-Year Estimates

**B19013. MEDIAN HOUSEHOLD INCOME IN THE PAST 12 MONTHS (in 2012 inflation-adjusted dollars)**

Data Set: 2008-2012 American Community Survey 5-Year Estimates

	<b>Hughes County, Oklahoma</b>			
	American Indian	Margin of Error (+/-)	White, Not Hispanic	Margin of Error (+/-)
Median household income in the past 12 months (in 2012 inflation-adjusted dollars)	\$ 26,453	\$ 4,177	\$ 38,763	\$ 3,805

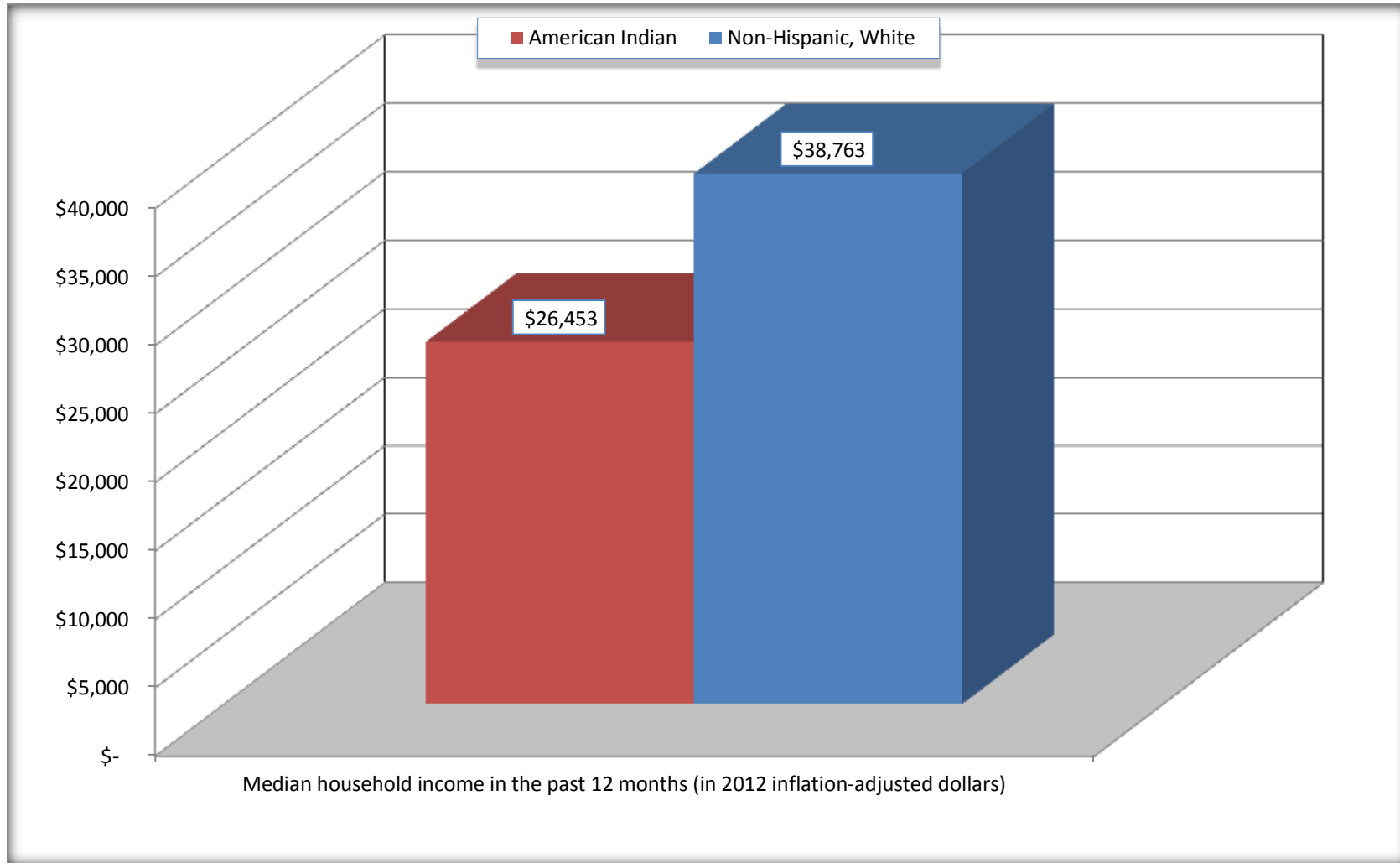
Source: U.S. Census Bureau, 2008-2012 American Community Survey

For information on confidentiality protection, sampling error, nonsampling error, and definitions, see Survey Methodology.  
<http://www.census.gov/acs/www/UseData/index.htm>



# Median Household Income in the Past 12 Months

## Hughes County, Oklahoma



Source: B19013. MEDIAN HOUSEHOLD INCOME IN THE PAST 12 MONTHS (in 2012 inflation-adjusted dollars)  
Data Set: 2008-2012 American Community Survey 5-Year Estimates

**B19101. FAMILY INCOME IN THE PAST 12 MONTHS (in 2012 inflation-adjusted dollars)**

Data Set: 2008-2012 American Community Survey 5-Year Estimates

	Hughes County, Oklahoma					
	American Indian	Margin of Error (+/-)	% of Am. Ind. Total	White, Not Hispanic	Margin of Error (+/-)	% of NHW Total
<b>Total:</b>	<b>552</b>	<b>116</b>	<b>100.0%</b>	<b>2,635</b>	<b>130</b>	<b>100.0%</b>
Less than \$ 10,000	127	51	23.0%	143	51	5.4%
\$ 10,000 to \$ 14,999	11	11	2.0%	120	44	4.6%
<b>\$ 15,000 to \$ 24,999</b>	<b>84</b>	<b>NC</b>	<b>15.2%</b>	<b>324</b>	<b>NC</b>	<b>12.3%</b>
<b>\$ 25,000 to \$ 34,999</b>	<b>78</b>	<b>NC</b>	<b>14.1%</b>	<b>330</b>	<b>NC</b>	<b>12.5%</b>
<b>\$ 35,000 to \$ 49,999</b>	<b>35</b>	<b>NC</b>	<b>6.3%</b>	<b>449</b>	<b>NC</b>	<b>17.0%</b>
<b>\$ 50,000 to \$ 74,999</b>	<b>120</b>	<b>NC</b>	<b>21.7%</b>	<b>592</b>	<b>NC</b>	<b>22.5%</b>
<b>\$ 100,000 to \$ 149,999</b>	<b>44</b>	<b>NC</b>	<b>8.0%</b>	<b>252</b>	<b>NC</b>	9.6%
\$ 150,000 to \$ 199,999	5	6	0.9%	38	21	1.4%
\$ 200,000 or more	2	4	0.4%	95	43	3.6%

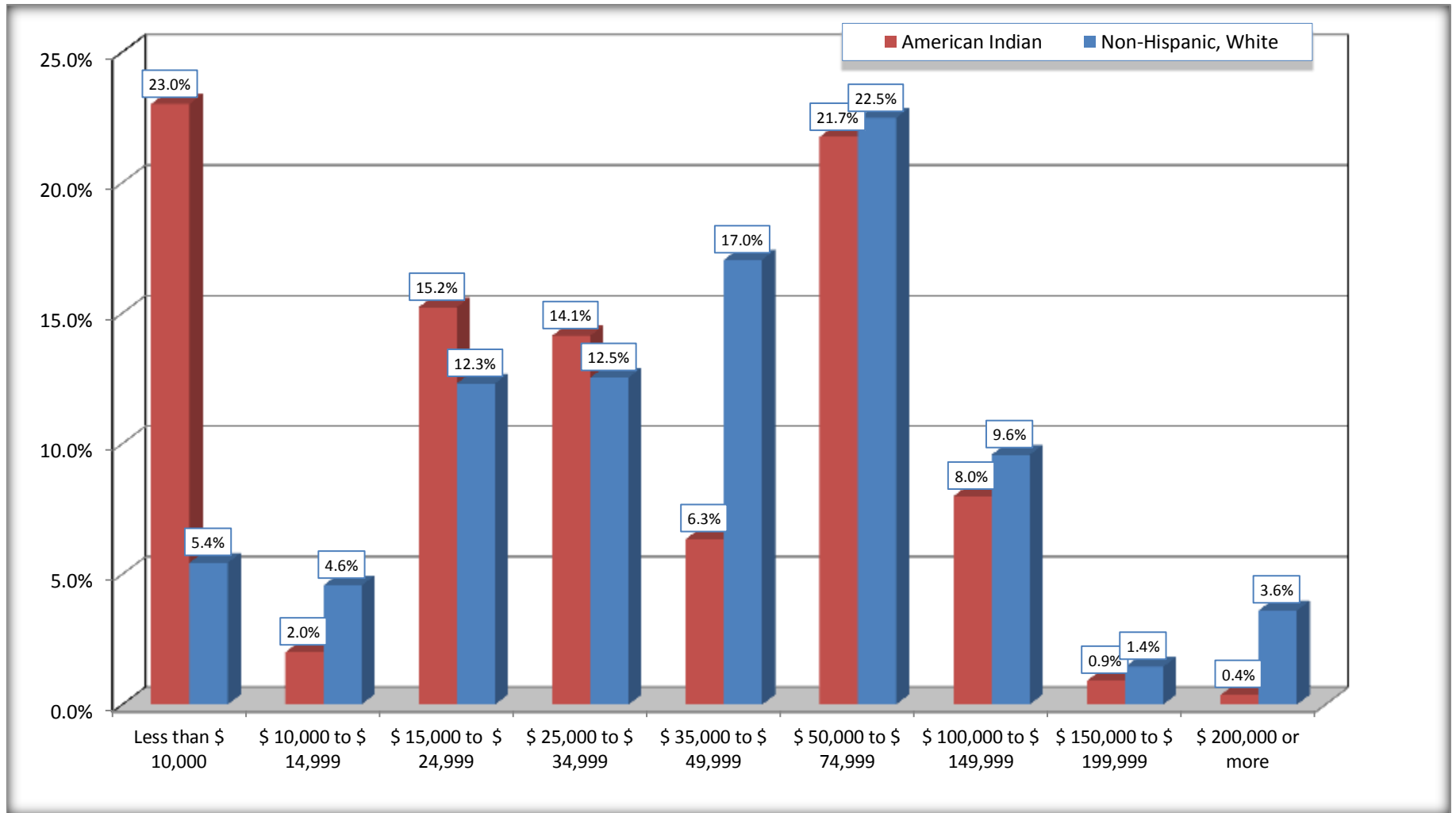
Source: U.S. Census Bureau, 2008-2012 American Community Survey

For information on confidentiality protection, sampling error, nonsampling error, and definitions, see Survey Methodology.

<http://www.census.gov/acs/www/UseData/index.htm>

# Family Income in the Past 12 Months

## Hughes County, Oklahoma



Source: B19101. FAMILY INCOME IN THE PAST 12 MONTHS (in 2012 inflation-adjusted dollars)  
Data Set: 2008-2012 American Community Survey 5-Year Estimates

**B19113. MEDIAN FAMILY INCOME IN THE PAST 12 MONTHS (in 2012 inflation-adjusted dollars)**

Data Set: 2008-2012 American Community Survey 5-Year Estimates

	<b>Hughes County, Oklahoma</b>			
	American Indian	Margin of Error (+/-)	White, Not Hispanic	Margin of Error (+/-)
Median family income in the past 12 months (in 2012 inflation-adjusted dollars)	\$ 31,848	\$ 4,514	\$ 48,750	\$ 3,068

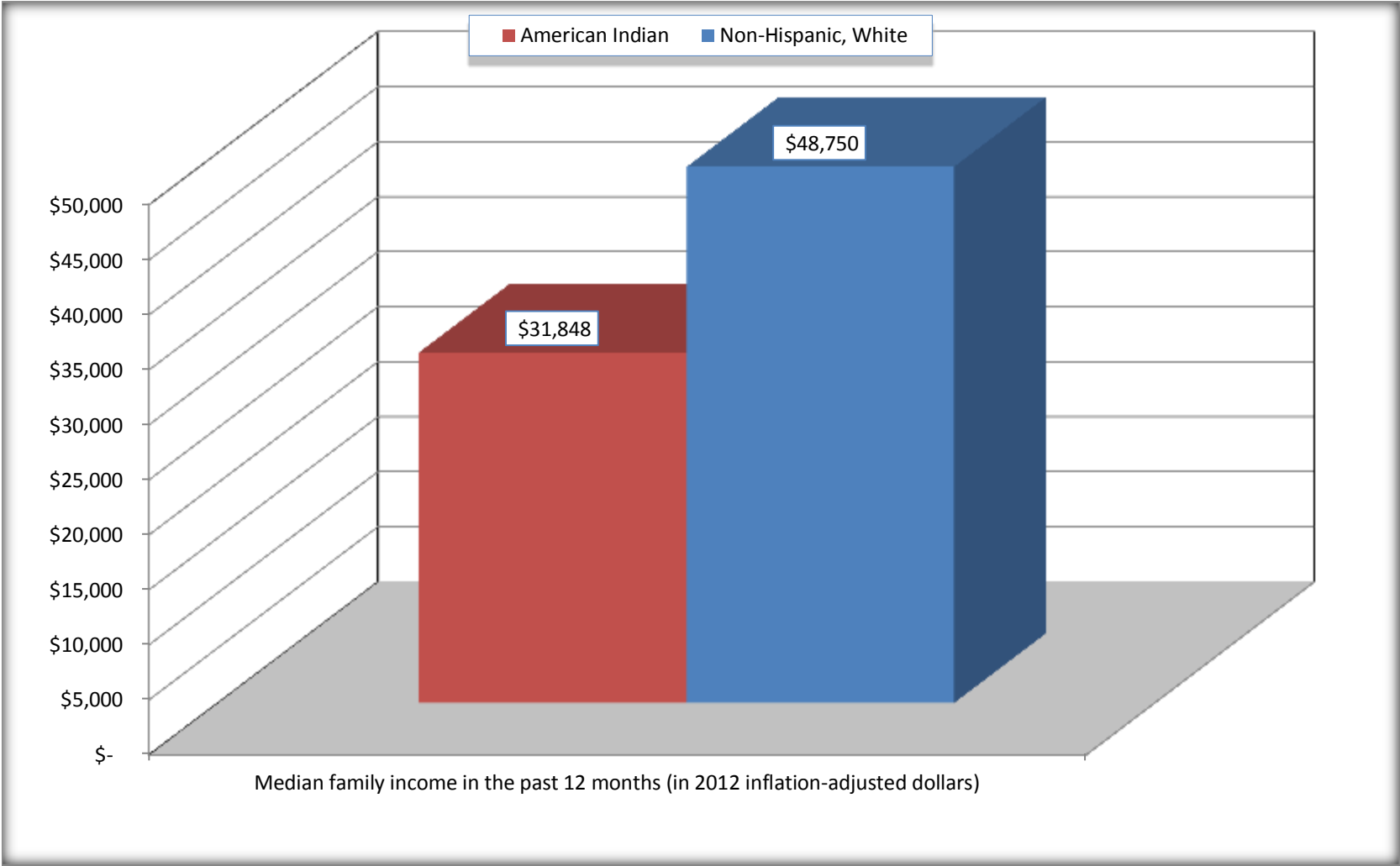
Source: U.S. Census Bureau, 2008-2012 American Community Survey

For information on confidentiality protection, sampling error, nonsampling error, and definitions, see Survey Methodology.

<http://www.census.gov/acs/www/UseData/index.htm>

# Median Family Income in the Past 12 Months

## Hughes County, Oklahoma



Source: B19113. MEDIAN FAMILY INCOME IN THE PAST 12 MONTHS (in 2012 inflation-adjusted dollars)  
Data Set: 2008-2012 American Community Survey 5-Year Estimates

**B19202. MEDIAN NONFAMILY HOUSEHOLD INCOME IN THE PAST 12 MONTHS (in 2012 inflation-adjusted dollars)**

Data Set: 2008-2012 American Community Survey 5-Year Estimates

	Hughes County, Oklahoma			
	American Indian	Margin of Error (+/-)	White, Not Hispanic	Margin of Error (+/-)
Median nonfamily household income in the past 12 months (in 2012 inflation-adjusted dollars)	\$ 13,258	\$ 4,408	\$ 19,441	\$ 3,547

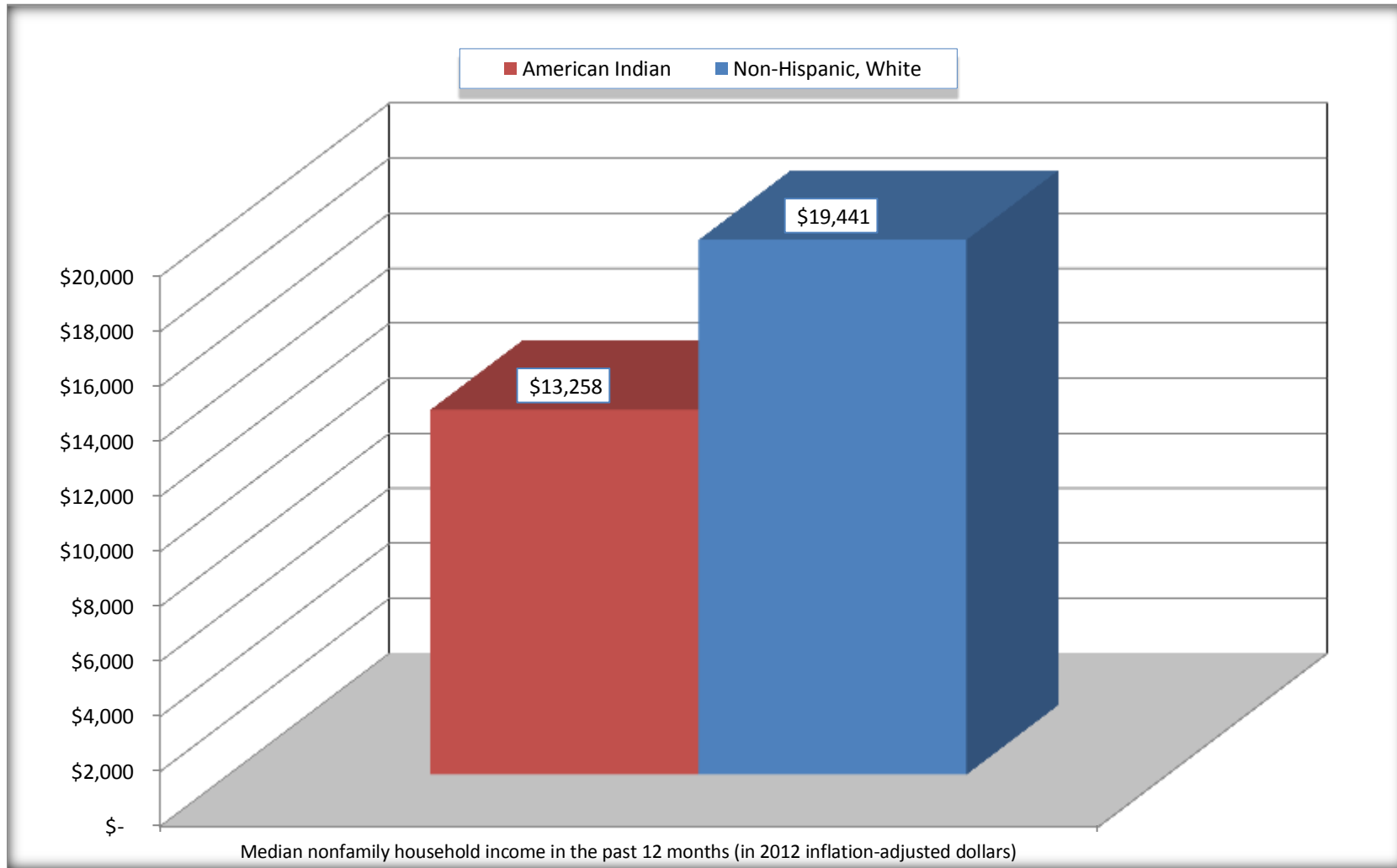
Source: U.S. Census Bureau, 2008-2012 American Community Survey

For information on confidentiality protection, sampling error, nonsampling error, and definitions, see Survey Methodology.

<http://www.census.gov/acs/www/UseData/index.htm>

# Median Non-Family Income in the Past 12 Months

## Hughes County, Oklahoma



Source: B19202. MEDIAN NONFAMILY HOUSEHOLD INCOME IN THE PAST 12 MONTHS (in 2012 inflation-adjusted dollars)  
Data Set: 2008-2012 American Community Survey 5-Year Estimates

**B19301. PER CAPITA INCOME IN THE PAST 12 MONTHS (in 2012 inflation-adjusted dollars)**

Data Set: 2008-2012 American Community Survey 5-Year Estimates

	<b>Hughes County, Oklahoma</b>			
	American Indian	Margin of Error (+/-)	White, Not Hispanic	Margin of Error (+/-)
Per capita income in the past 12 months (in 2012 inflation-adjusted dollars)	\$ 11,701	\$ 1,594	\$ 21,632	\$ 1,486

Source: U.S. Census Bureau, 2008-2012 American Community Survey

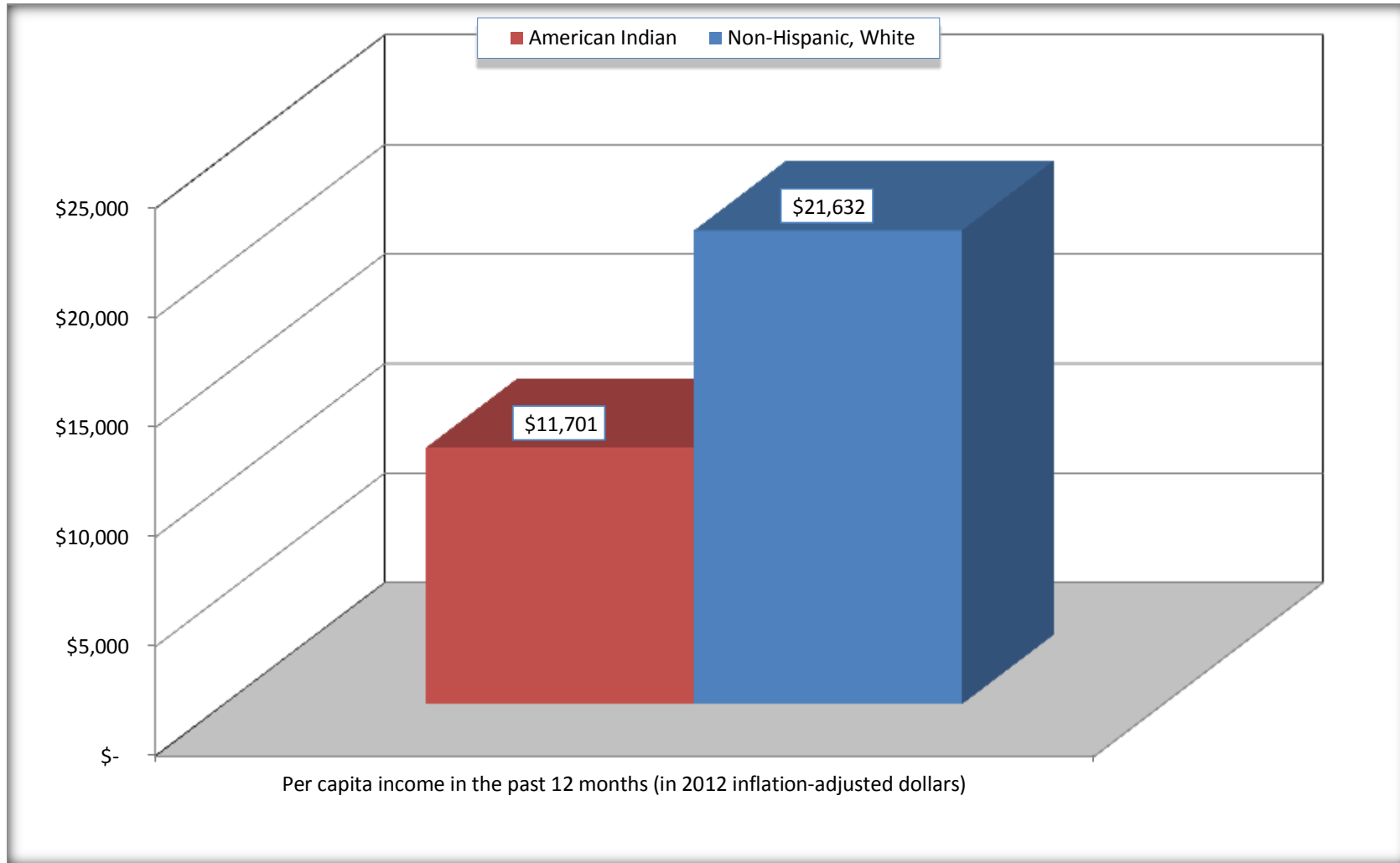
For information on confidentiality protection, sampling error, nonsampling error, and definitions, see Survey Methodology.

<http://www.census.gov/acs/www/UseData/index.htm>



## Per capita Income in the Past 12 Months

### Hughes County, Oklahoma



Source: B19301. PER CAPITA INCOME IN THE PAST 12 MONTHS (in 2012 inflation-adjusted dollars)  
Data Set: 2008-2012 American Community Survey 5-Year Estimates

**B20017. MEDIAN EARNINGS IN THE PAST 12 MONTHS (in 2012 inflation-adjusted dollars) BY SEX BY WORK EXPERIENCE IN THE PAST 12 MONTHS FOR THE POPULATION 16 YEARS AND OVER WITH EARNINGS IN THE PAST 12 MONTHS**

Data Set: 2008-2012 American Community Survey 5-Year Estimates

	Hughes County, Oklahoma			
	American Indian	Margin of Error (+/-)	White, Not Hispanic	Margin of Error (+/-)
Median earnings in the past 12 months (in 2012 inflation-adjusted dollars) --				
Total:	\$ 20,026	\$ 3,375	\$ 24,524	\$ 2,099
Male --				
Total	\$ 22,292	\$ 6,621	\$ 31,201	\$ 3,173
Worked full-time, year-round in the past 12 months	\$ 30,000	\$ 8,789	\$ 40,396	\$ 3,079
Other	\$ 5,000	\$ 5,900	\$ 9,925	\$ 2,363
Female --				
Total	\$ 18,542	\$ 3,783	\$ 19,409	\$ 2,275
Worked full-time, year-round in the past 12 months	\$ 25,197	\$ 5,623	\$ 26,417	\$ 2,646
Other	\$ 8,875	\$ 2,604	\$ 9,037	\$ 2,440

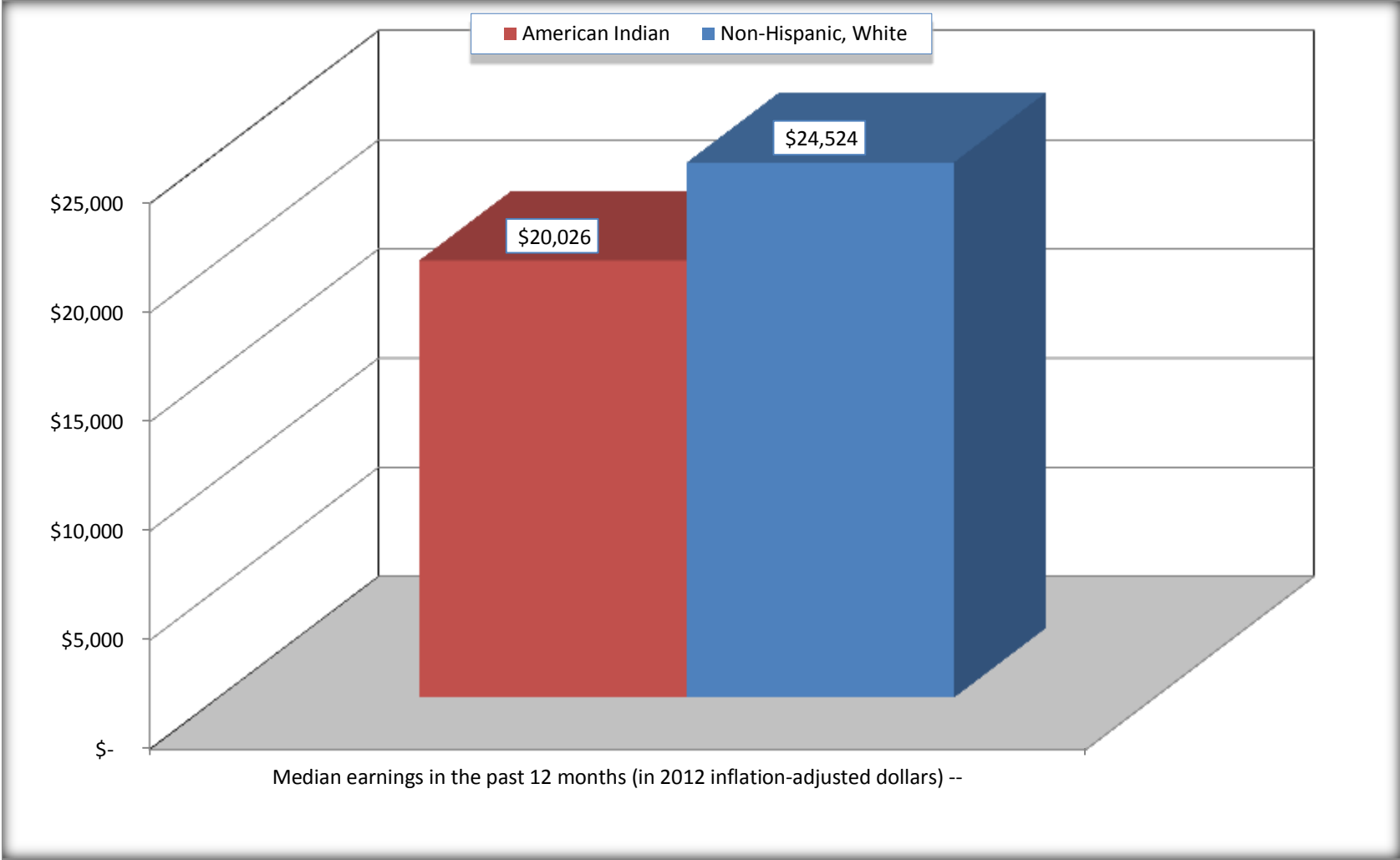
Source: U.S. Census Bureau, 2008-2012 American Community Survey

For information on confidentiality protection, sampling error, nonsampling error, and definitions, see Survey Methodology.

<http://www.census.gov/acs/www/UseData/index.htm>

# Median earnings in the Past 12 Months (16 Years and Over with Earnings)

## Hughes County, Oklahoma



Source: B20017. MEDIAN EARNINGS IN THE PAST 12 MONTHS (in 2012 inflation-adjusted dollars) BY SEX BY WORK EXPERIENCE IN THE PAST 12 MONTHS FOR THE POPULATION 16 YEARS AND OVER WITH EARNINGS IN THE PAST 12 MONTHS  
Data Set: 2008-2012 American Community Survey 5-Year Estimates

**B20005. SEX BY WORK EXPERIENCE IN THE PAST 12 MONTHS BY EARNINGS IN THE PAST 12 MONTHS (in 2012 inflation-adjusted dollars)  
FOR THE POPULATION 16 YEARS AND OVER**

Data Set: 2008-2012 American Community Survey 5-Year Estimates

	Hughes County, Oklahoma					
	American Indian	Margin of Error (+/-)	% of Am. Ind. Total	White, Not Hispanic	Margin of Error (+/-)	% of NHW Total
<b>Total:</b>	<b>1,644</b>	<b>141</b>	<b>100.0%</b>	<b>7,729</b>	<b>42</b>	<b>100.0%</b>
Worked full-time, year-round in the past 12 months:	495	NC	30.1%	2,597	NC	33.6%
No earnings	0	NC	0.0%	0	NC	0.0%
With earnings:	495	NC	30.1%	2,597	NC	33.6%
\$ 1 to \$ 9,999 or loss	2	NC	0.1%	46	NC	0.6%
\$ 10,000 to \$ 19,999	135	NC	8.2%	398	NC	5.1%
\$ 20,000 to \$ 29,999	130	NC	7.9%	650	NC	8.4%
\$ 30,000 to \$ 49,999	148	NC	9.0%	752	NC	9.7%
\$ 50,000 to \$ 74,999	60	NC	3.6%	405	NC	5.2%
\$ 75,000 or more	20	NC	1.2%	346	NC	4.5%
Other:	1,149	NC	69.9%	5,132	NC	66.4%
No earnings	829	NC	50.4%	3,742	NC	48.4%
With earnings: less than full time, year-round	320	NC	19.5%	1,390	NC	18.0%
Male:	821	92	49.9%	3,998	23	51.7%
Worked full-time, year-round in the past 12 months:	252	74	15.3%	1,598	134	20.7%
No earnings	0	16	0.0%	0	16	0.0%
With earnings:	252	74	15.3%	1,598	134	20.7%
\$ 1 to \$ 9,999 or loss	2	NC	0.1%	14	NC	0.2%
\$ 10,000 to \$ 19,999	64	NC	3.9%	169	NC	2.2%
\$ 20,000 to \$ 29,999	60	NC	3.6%	340	NC	4.4%
\$ 30,000 to \$ 49,999	63	NC	3.8%	474	NC	6.1%
\$ 50,000 to \$ 74,999	43	NC	2.6%	286	NC	3.7%
\$ 75,000 or more	20	NC	1.2%	315	NC	4.1%

	Hughes County, Oklahoma					
	American Indian	Margin of Error (+/-)	% of Am. Ind. Total	White, Not Hispanic	Margin of Error (+/-)	% of NHW Total
Other:	569	91	34.6%	2,400	137	31.1%
No earnings	433	83	26.3%	1,763	118	22.8%
With earnings:	136	58	8.3%	637	114	8.2%
Female:	823	83	50.1%	3,731	37	48.3%
Worked full-time, year-round in the past 12 months:	243	62	14.8%	999	113	12.9%
No earnings	0	16	0.0%	0	16	0.0%
With earnings:	243	62	14.8%	999	113	12.9%
\$ 1 to \$ 9,999 or loss	0	NC	0.0%	32	NC	0.4%
\$ 10,000 to \$ 19,999	71	NC	4.3%	229	NC	3.0%
\$ 20,000 to \$ 29,999	70	NC	4.3%	310	NC	4.0%
\$ 30,000 to \$ 49,999	85	NC	5.2%	278	NC	3.6%
\$ 50,000 to \$ 74,999	17	NC	1.0%	119	NC	1.5%
\$ 75,000 or more	0	NC	0.0%	31	NC	0.4%
Other:	580	87	35.3%	2,732	127	35.3%
No earnings	396	65	24.1%	1,979	115	25.6%
With earnings:	184	62	11.2%	753	89	9.7%

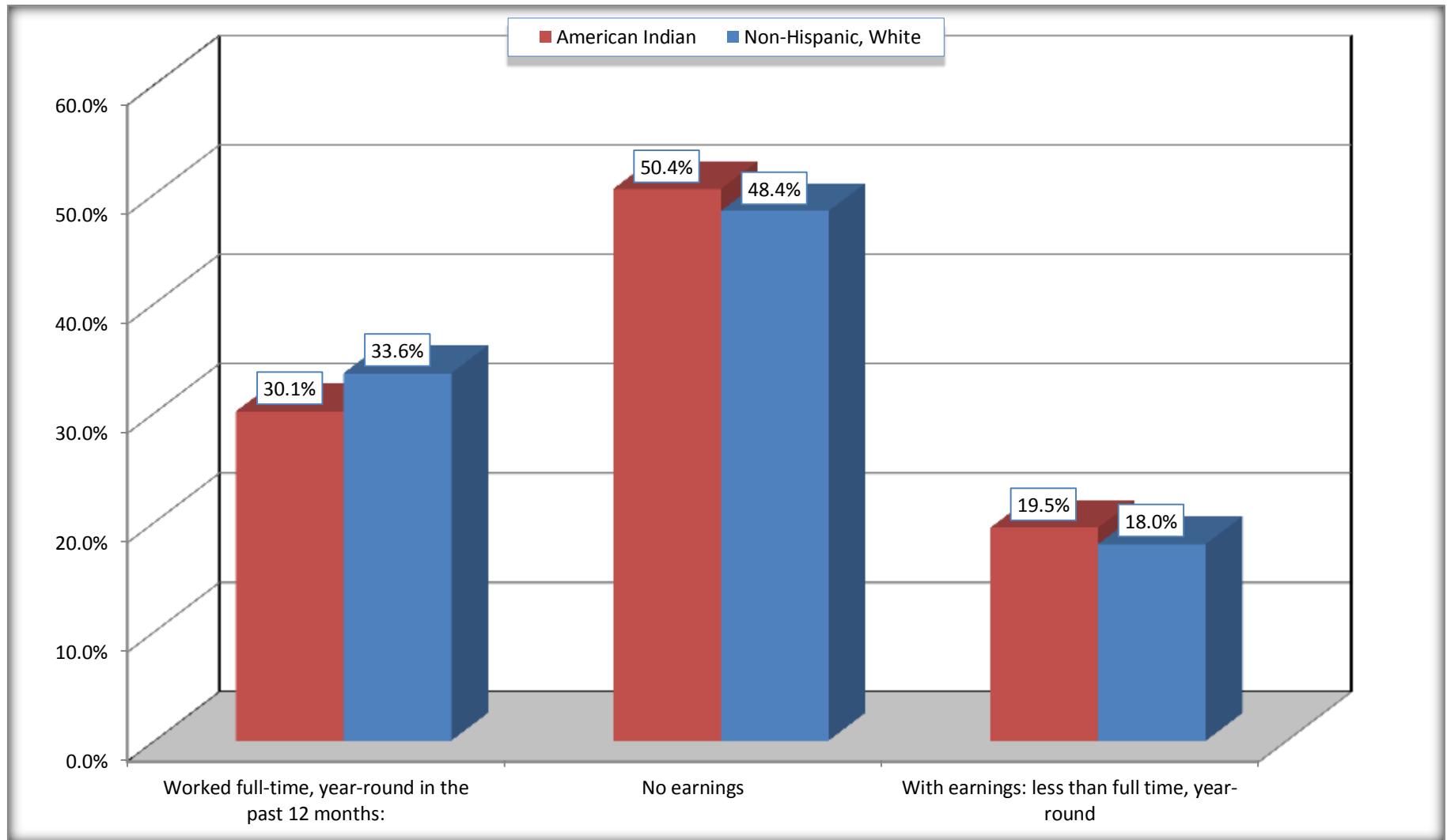
Source: U.S. Census Bureau, 2008-2012 American Community Survey

For information on confidentiality protection, sampling error, nonsampling error, and definitions, see Survey Methodology.

<http://www.census.gov/acs/www/UseData/index.htm>

# Employment and Earnings in in the Past 12 Months (16 Years and Over)

## Hughes County, Oklahoma



Source: B20005. SEX BY WORK EXPERIENCE IN THE PAST 12 MONTHS BY EARNINGS IN THE PAST 12 MONTHS (in 2012 inflation-adjusted dollars) FOR THE POPULATION 16 YEARS AND OVER

Data Set: 2008-2012 American Community Survey 5-Year Estimates

**C21001. SEX BY AGE BY VETERAN STATUS FOR THE CIVILIAN POPULATION 18 YEARS AND OVER**

Data Set: 2008-2012 American Community Survey 5-Year Estimates

	Hughes County, Oklahoma					
	American Indian	Margin of Error (+/-)	% of Am. Ind. Total	White, Not Hispanic	Margin of Error (+/-)	% of NHW Total
<b>Total:</b>	<b>1,578</b>	<b>134</b>	<b>100.0%</b>	<b>7,525</b>	<b>13</b>	<b>100.0%</b>
Veteran	92	NC	5.8%	849	NC	11.3%
Nonveteran	1,486	NC	94.2%	6,676	NC	88.7%
Male:	796	89	50.4%	3,884	5	51.6%
18 to 64 years:	709	82	44.9%	2,977	5	39.6%
Veteran	41	23	2.6%	385	76	5.1%
Nonveteran	668	80	42.3%	2,592	75	34.4%
65 years and over:	87	25	5.5%	907	16	12.1%
Veteran	51	22	3.2%	429	60	5.7%
Nonveteran	36	20	2.3%	478	60	6.4%
Female:	782	75	49.6%	3,641	11	48.4%
18 to 64 years:	641	66	40.6%	2,498	16	33.2%
Veteran	0	16	0.0%	16	19	0.2%
Nonveteran	641	66	40.6%	2,482	19	33.0%
65 years and over:	141	30	8.9%	1,143	11	15.2%
Veteran	0	16	0.0%	19	28	0.3%
Nonveteran	141	30	8.9%	1,124	32	14.9%

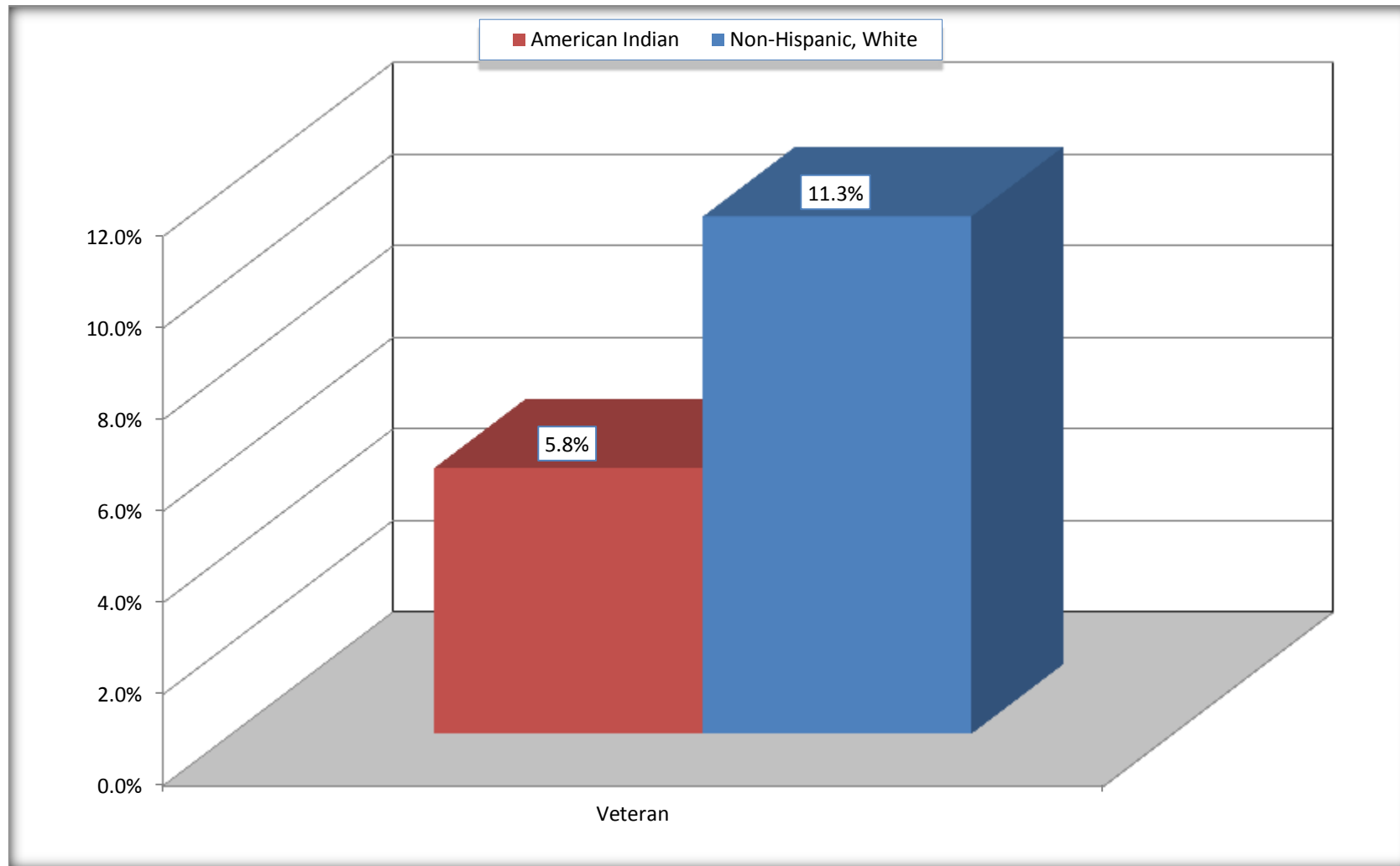
Source: U.S. Census Bureau, 2008-2012 American Community Survey

For information on confidentiality protection, sampling error, nonsampling error, and definitions, see Survey Methodology.

<http://www.census.gov/acs/www/UseData/index.htm>

# Veterans in the Civilian Population 18 Years and Over

## Hughes County, Oklahoma



Source: C21001. SEX BY AGE BY VETERAN STATUS FOR THE CIVILIAN POPULATION 18 YEARS AND OVER  
Data Set: 2008-2012 American Community Survey 5-Year Estimates



**B22005. RECEIPT OF FOOD STAMPS/SNAP IN THE PAST 12 MONTHS BY RACE OF HOUSEHOLDER**

Data Set: 2008-2012 American Community Survey 5-Year Estimates

	<b>Hughes County, Oklahoma</b>					
	American Indian	Margin of Error (+/-)	% of Am. Ind. Total	White, Not Hispanic	Margin of Error (+/-)	% of NHW Total
<b>Total:</b>	<b>764</b>	<b>119</b>	<b>100.0%</b>	<b>3,758</b>	<b>145</b>	<b>100.0%</b>
HH received Food Stamps/SNAP in the past 12 months	220	69	28.8%	498	96	13.3%
HH did not receive Food Stamps/SNAP in the past 12 months	544	101	71.2%	3,260	144	86.7%

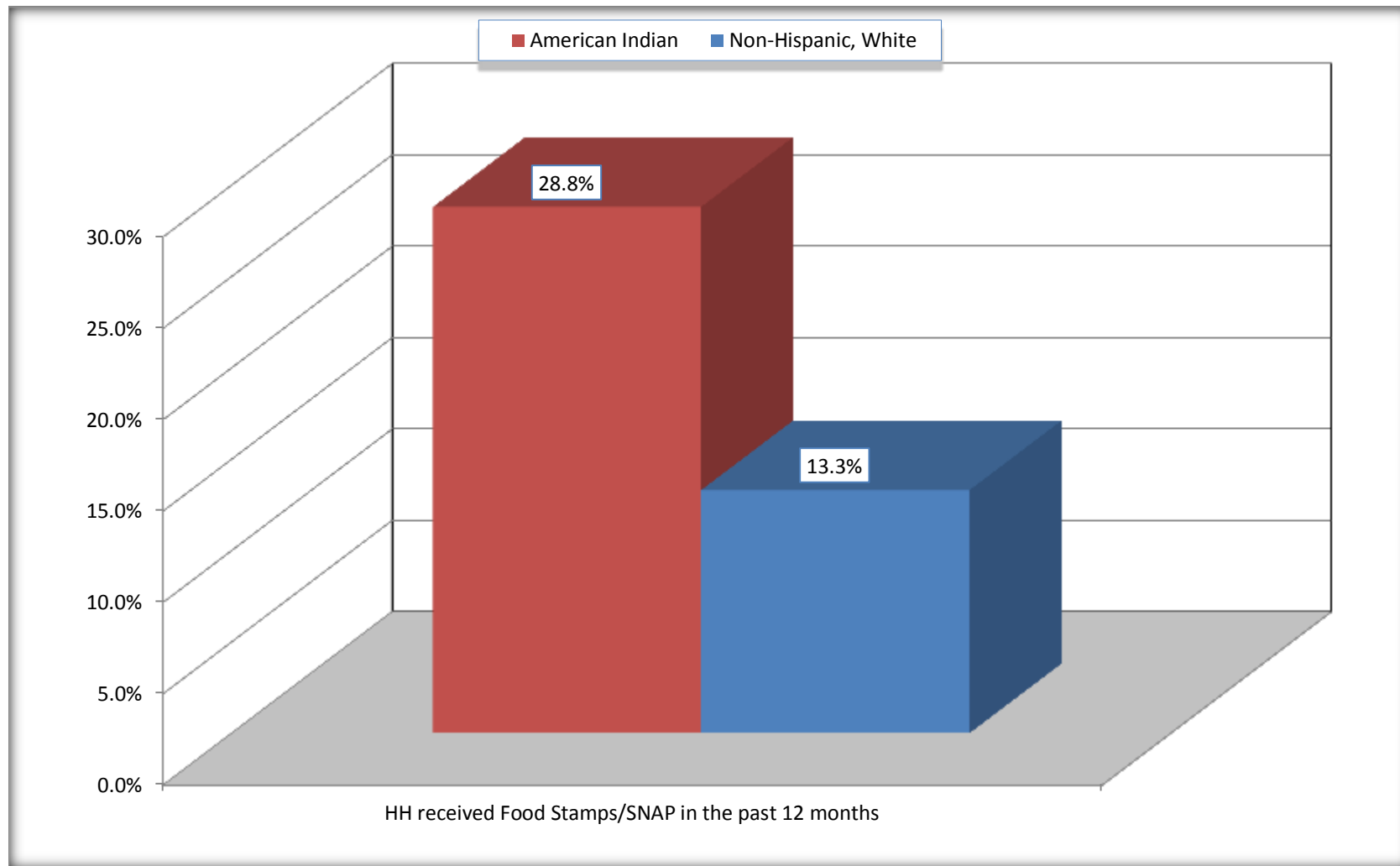
Source: U.S. Census Bureau, 2008-2012 American Community Survey

For information on confidentiality protection, sampling error, nonsampling error, and definitions, see Survey Methodology.

<http://www.census.gov/acs/www/UseData/index.htm>

# Receipt of Food Stamps/SNAP in the Past 12 Months by Household

## Hughes County, Oklahoma



Source: B22005. RECEIPT OF FOOD STAMPS/SNAP IN THE PAST 12 MONTHS BY RACE OF HOUSEHOLDER  
Data Set: 2008-2012 American Community Survey 5-Year Estimates

**C23002. SEX BY AGE BY EMPLOYMENT STATUS FOR THE POPULATION 16 YEARS AND OVER**

Data Set: 2008-2012 American Community Survey 5-Year Estimates

	Hughes County, Oklahoma					
	American Indian	Margin of Error (+/-)	% of Am. Ind. Total	White, Not Hispanic	Margin of Error (+/-)	% of NHW Total
<b>Total:</b>	<b>1,644</b>	<b>141</b>	<b>100.0%</b>	<b>7,729</b>	<b>42</b>	<b>100.0%</b>
In labor force:	876	NC	53.3%	3,749	NC	48.5%
In Armed Forces	0	NC	0.0%	0	NC	0.0%
Civilian:	853	NC	51.9%	3,499	NC	45.3%
Employed	700	NC	42.6%	3,568	NC	46.2%
Unemployed	176	NC	10.7%	181	NC	2.3%
Not in labor force	768	NC	46.7%	3,980	NC	51.5%
Male:	821	92	49.9%	3,998	23	51.7%
16 to 64 years:	734	85	44.6%	3,091	23	40.0%
In labor force:	471	95	28.6%	1,963	125	25.4%
In Armed Forces	0	16	0.0%	0	16	0.0%
Civilian:	471	95	28.6%	1,963	125	25.4%
Employed	325	86	19.8%	1,880	131	24.3%
Unemployed	146	72	8.9%	83	31	1.1%
Not in labor force	263	81	16.0%	1,128	124	14.6%
65 years and over:	87	25	5.3%	907	16	11.7%
In labor force:	3	4	0.2%	132	42	1.7%
Employed	3	4	0.2%	132	42	1.7%
Unemployed	0	16	0.0%	0	16	0.0%
Not in labor force	84	25	5.1%	775	42	10.0%

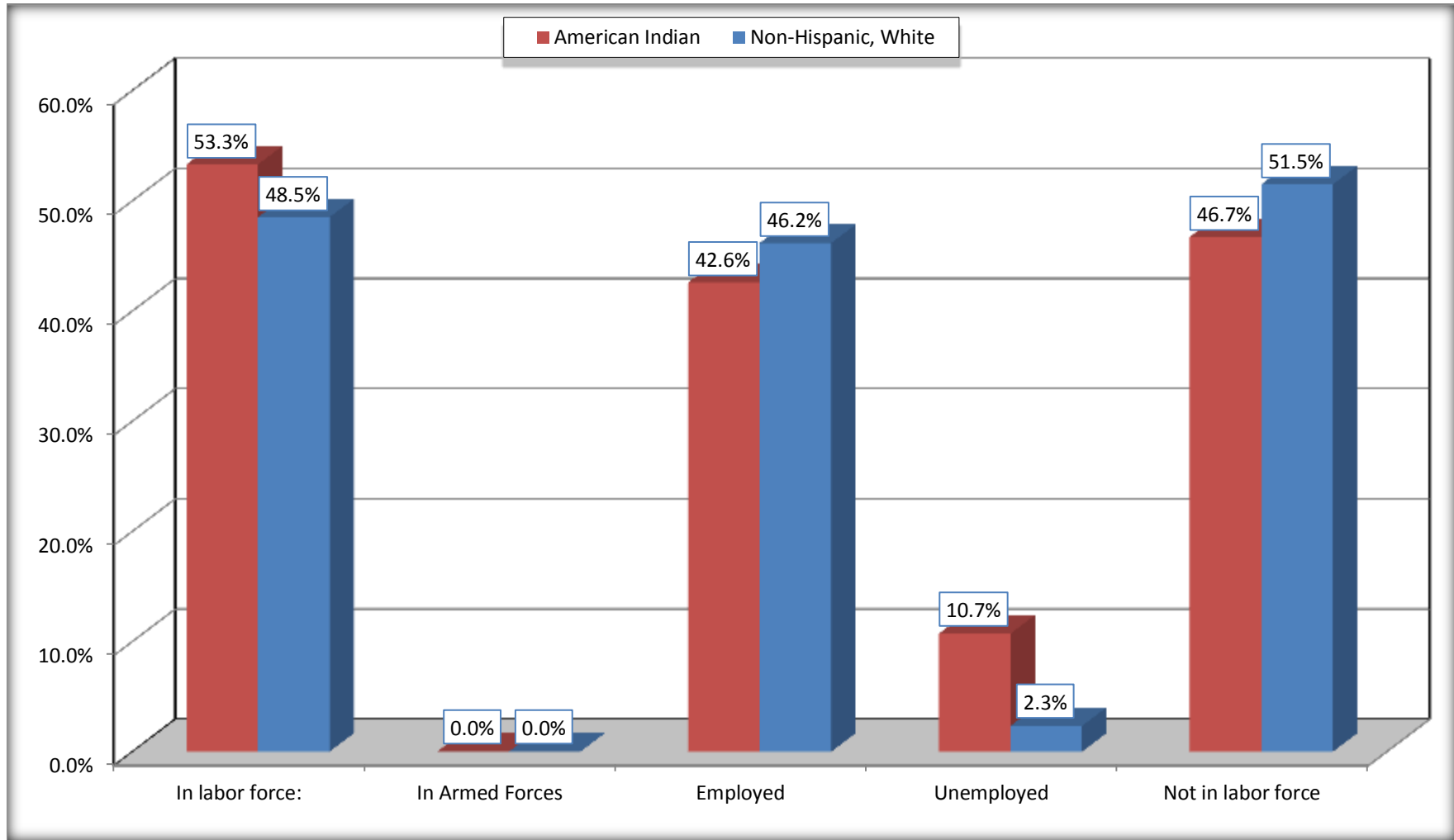
	Hughes County, Oklahoma					
	American Indian	Margin of Error (+/-)	% of Am. Ind. Total	White, Not Hispanic	Margin of Error (+/-)	% of NHW Total
Female:	823	83	50.1%	3,731	37	48.3%
16 to 64 years:	682	75	41.5%	2,588	35	33.5%
In labor force:	382	67	23.2%	1,536	104	19.9%
In Armed Forces	0	16	0.0%	0	16	0.0%
Civilian:	382	67	23.2%	1,536	104	19.9%
Employed	352	70	21.4%	1,438	102	18.6%
Unemployed	30	22	1.8%	98	44	1.3%
Not in labor force	300	67	18.2%	1,052	113	13.6%
65 years and over:	141	30	8.6%	1,143	11	14.8%
In labor force:	20	17	1.2%	118	34	1.5%
Employed	20	17	1.2%	118	34	1.5%
Unemployed	0	16	0.0%	0	16	0.0%
Not in labor force	121	33	7.4%	1,025	35	13.3%

Source: U.S. Census Bureau, 2008-2012 American Community Survey

For information on confidentiality protection, sampling error, nonsampling error, and definitions, see Survey Methodology.  
<http://www.census.gov/acs/www/UseData/index.htm>

# Employment Status for the Population 16 years and over

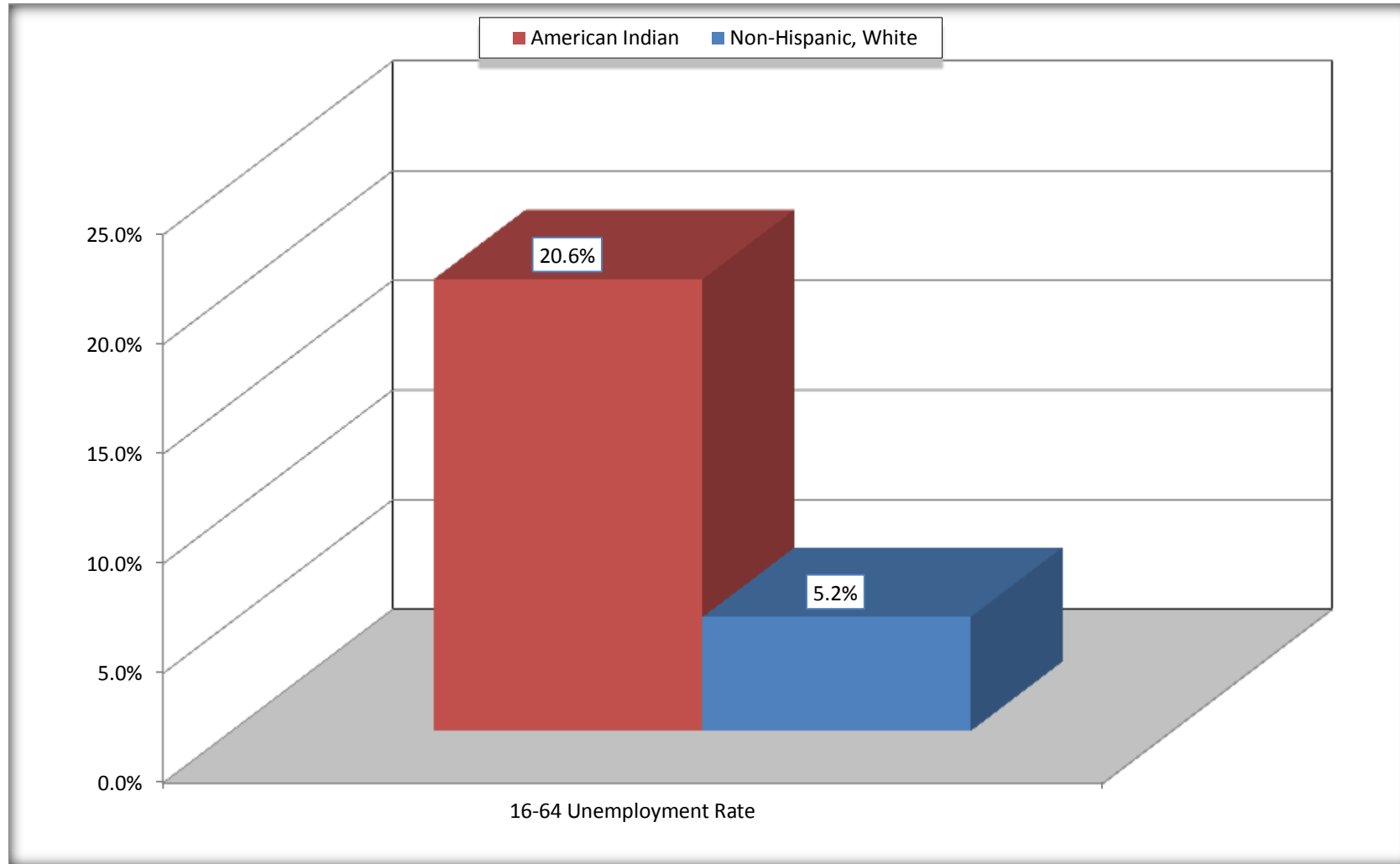
## Hughes County, Oklahoma



Source: C23002. SEX BY AGE BY EMPLOYMENT STATUS FOR THE POPULATION 16 YEARS AND OVER  
Data Set: 2008-2012 American Community Survey 5-Year Estimates

# Unemployment of Working Age Population (Ages 16 to 64) (As a Percent of 16-64 Civilian Labor Force)

## Hughes County, Oklahoma



Source: C23002. SEX BY AGE BY EMPLOYMENT STATUS FOR THE POPULATION 16 YEARS AND OVER  
Data Set: 2008-2012 American Community Survey 5-Year Estimates

**C24010. SEX BY OCCUPATION FOR THE CIVILIAN EMPLOYED POPULATION 16 YEARS AND OVER**

Data Set: 2008-2012 American Community Survey 5-Year Estimates

	Hughes County, Oklahoma					
	American Indian	Margin of Error (+/-)	% of Am. Ind. Total	White, Not Hispanic	Margin of Error (+/-)	% of NHW Total
<b>Total:</b>	<b>700</b>	<b>134</b>	<b>100.0%</b>	<b>3,568</b>	<b>180</b>	<b>100.0%</b>
Management, professional, and related occupations	211	NC	30.1%	1,114	NC	31.2%
Service occupations	122	NC	17.4%	579	NC	16.2%
Sales and office occupations	162	NC	23.1%	694	NC	19.5%
Natural resources, construction, and maintenance occupations:	117	NC	16.7%	750	NC	21.0%
Production, transportation, and material moving occupations	88	NC	12.6%	431	NC	12.1%
Male:	328	86	46.9%	2,012	131	56.4%
Management, business, science, and arts occupations:	73	41	10.4%	489	114	13.7%
Service occupations	22	19	3.1%	211	70	5.9%
Sales and office occupations	61	43	8.7%	215	60	6.0%
Natural resources, construction, and maintenance occupations:	104	54	14.9%	727	119	20.4%
Production, transportation, and material moving occupations	68	41	9.7%	370	74	10.4%
Female:	372	72	53.1%	1,556	102	43.6%
Management, professional, and related occupations	138	42	19.7%	625	93	17.5%
Service occupations	100	34	14.3%	368	68	10.3%
Sales and office occupations	101	42	14.4%	479	87	13.4%
Natural resources, construction, and maintenance occupations:	13	16	1.9%	23	18	0.6%
Production, transportation, and material moving occupations	20	16	2.9%	61	43	1.7%

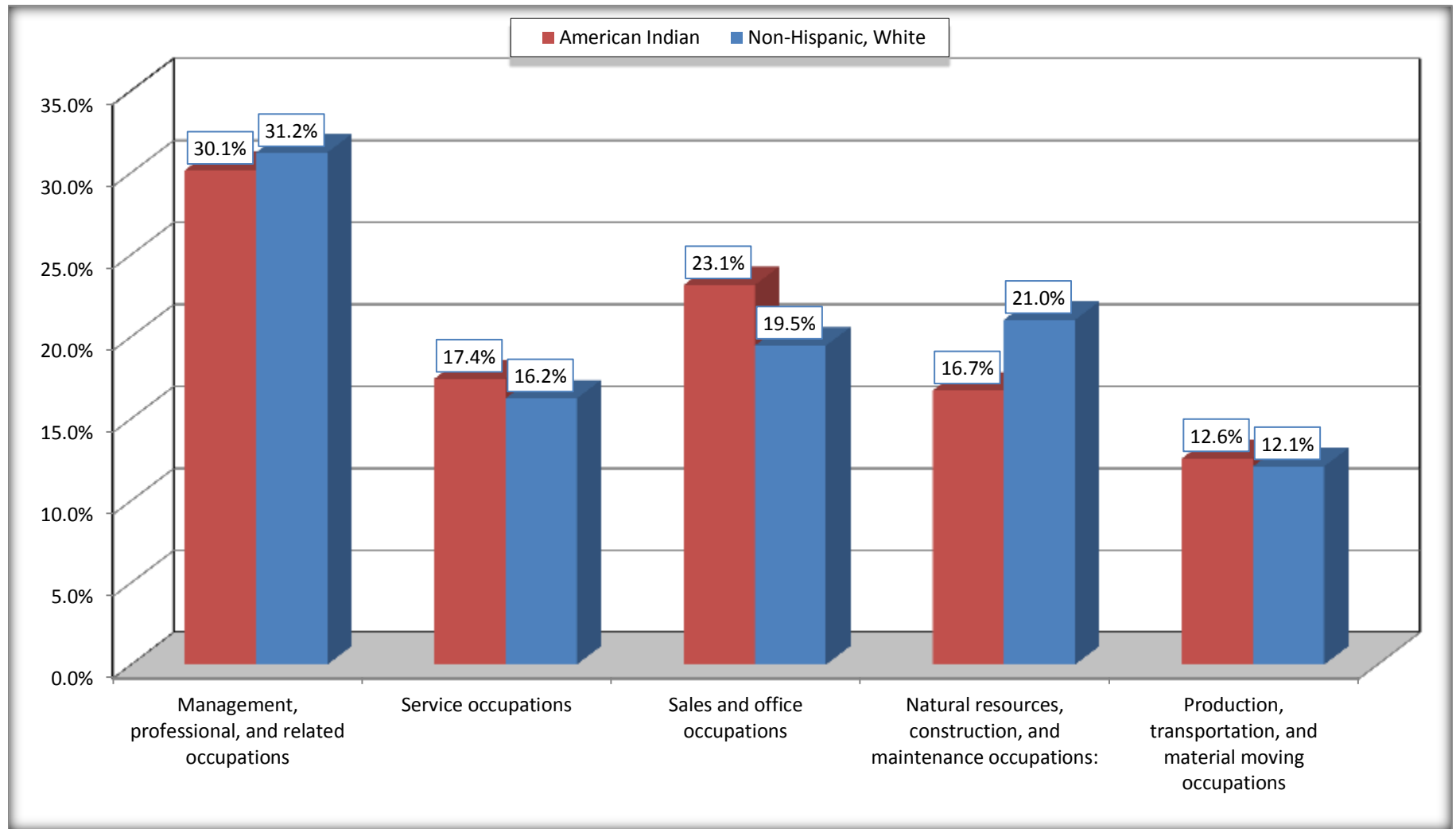
Source: U.S. Census Bureau, 2008-2012 American Community Survey

For information on confidentiality protection, sampling error, nonsampling error, and definitions, see Survey Methodology.

<http://www.census.gov/acs/www/UseData/index.htm>

# Occupation for the Civilian Employed 16 Years and Over Population

## Hughes County, Oklahoma



Source: C24010. SEX BY OCCUPATION FOR THE CIVILIAN EMPLOYED POPULATION 16 YEARS AND OVER  
Data Set: 2008-2012 American Community Survey 5-Year Estimates



**B25003. TENURE - Universe: OCCUPIED HOUSING UNITS**

Data Set: 2008-2012 American Community Survey 5-Year Estimates

	<b>Hughes County, Oklahoma</b>					
	American Indian	Margin of Error (+/-)	% of Am. Ind. Total	White, Not Hispanic	Margin of Error (+/-)	% of NHW Total
<b>Total:</b>	<b>764</b>	<b>119</b>	<b>100.0%</b>	<b>3,758</b>	<b>145</b>	<b>100.0%</b>
Owner occupied	569	109	74.5%	2,954	134	78.6%
Renter occupied	195	55	25.5%	804	105	21.4%

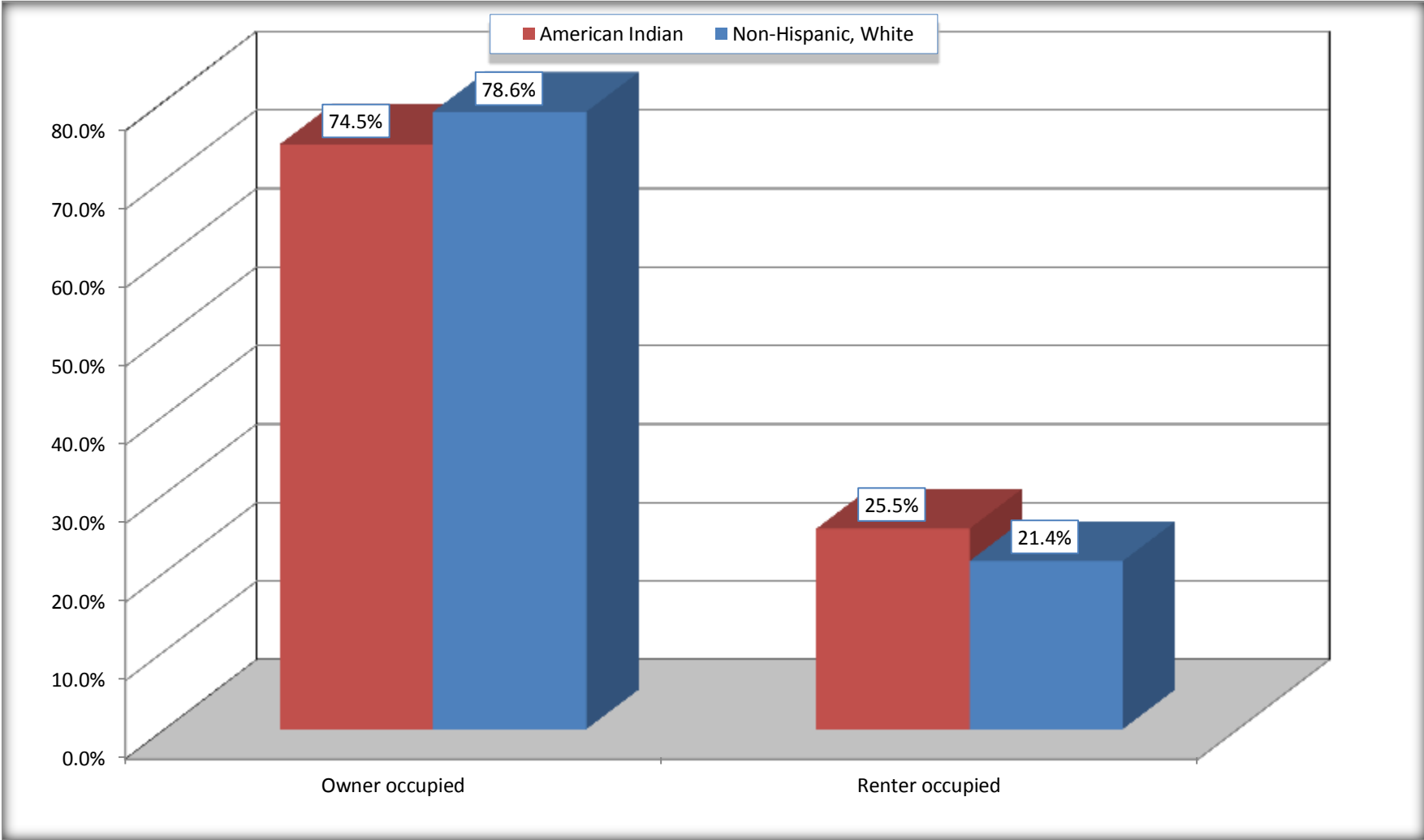
Source: U.S. Census Bureau, 2008-2012 American Community Survey

For information on confidentiality protection, sampling error, nonsampling error, and definitions, see Survey Methodology.

<http://www.census.gov/acs/www/UseData/index.h>

# Home Owners and Renters by Household

## Hughes County, Oklahoma



Source: B25003. TENURE - Universe: OCCUPIED HOUSING UNITS  
Data Set: 2008-2012 American Community Survey 5-Year Estimates

**B25014. OCCUPANTS PER ROOM - Universe: OCCUPIED HOUSING UNITS**

Data Set: 2008-2012 American Community Survey 5-Year Estimates

	Hughes County, Oklahoma					
	American Indian	Margin of Error (+/-)	% of Am. Ind. Total	White, Not Hispanic	Margin of Error (+/-)	% of NHW Total
<b>Total:</b>	<b>764</b>	<b>119</b>	<b>100.0%</b>	<b>3,758</b>	<b>145</b>	<b>100.0%</b>
1.00 or less occupants per room	731	124	95.7%	3,725	146	99.1%
1.01 or more occupants per room	33	23	4.3%	33	21	0.9%

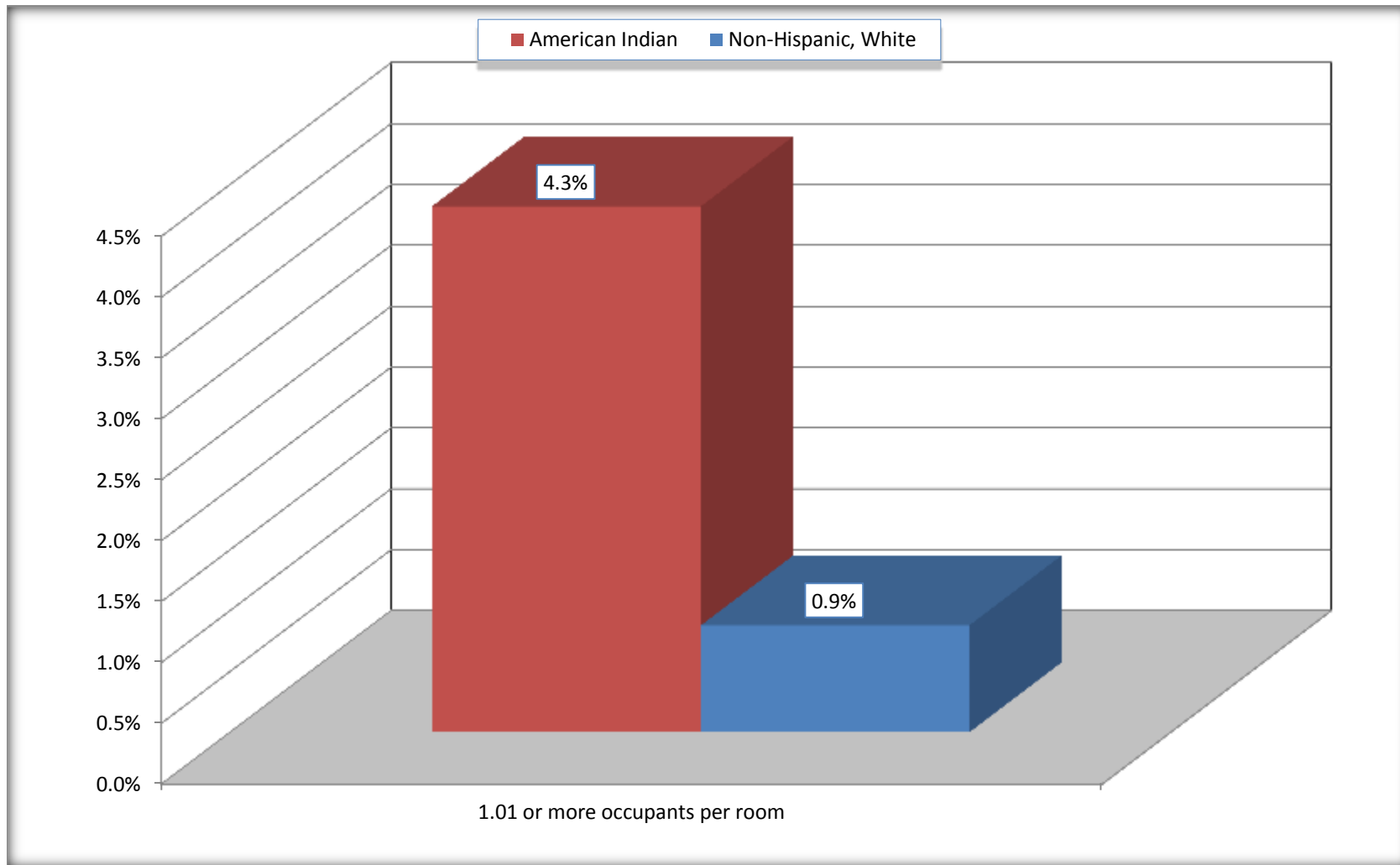
Source: U.S. Census Bureau, 2008-2012 American Community Survey

For information on confidentiality protection, sampling error, nonsampling error, and definitions, see Survey Methodology.

<http://www.census.gov/acs/www/UseData/index.ht>

# More than One Person per Room (Crowding) by Household

## Hughes County, Oklahoma



Source: B25014. OCCUPANTS PER ROOM - Universe: OCCUPIED HOUSING UNITS  
Data Set: 2008-2012 American Community Survey 5-Year Estimates

**B18101. AGE BY DISABILITY STATUS**

Data Set: 2008-2012 American Community Survey 5-Year Estimates

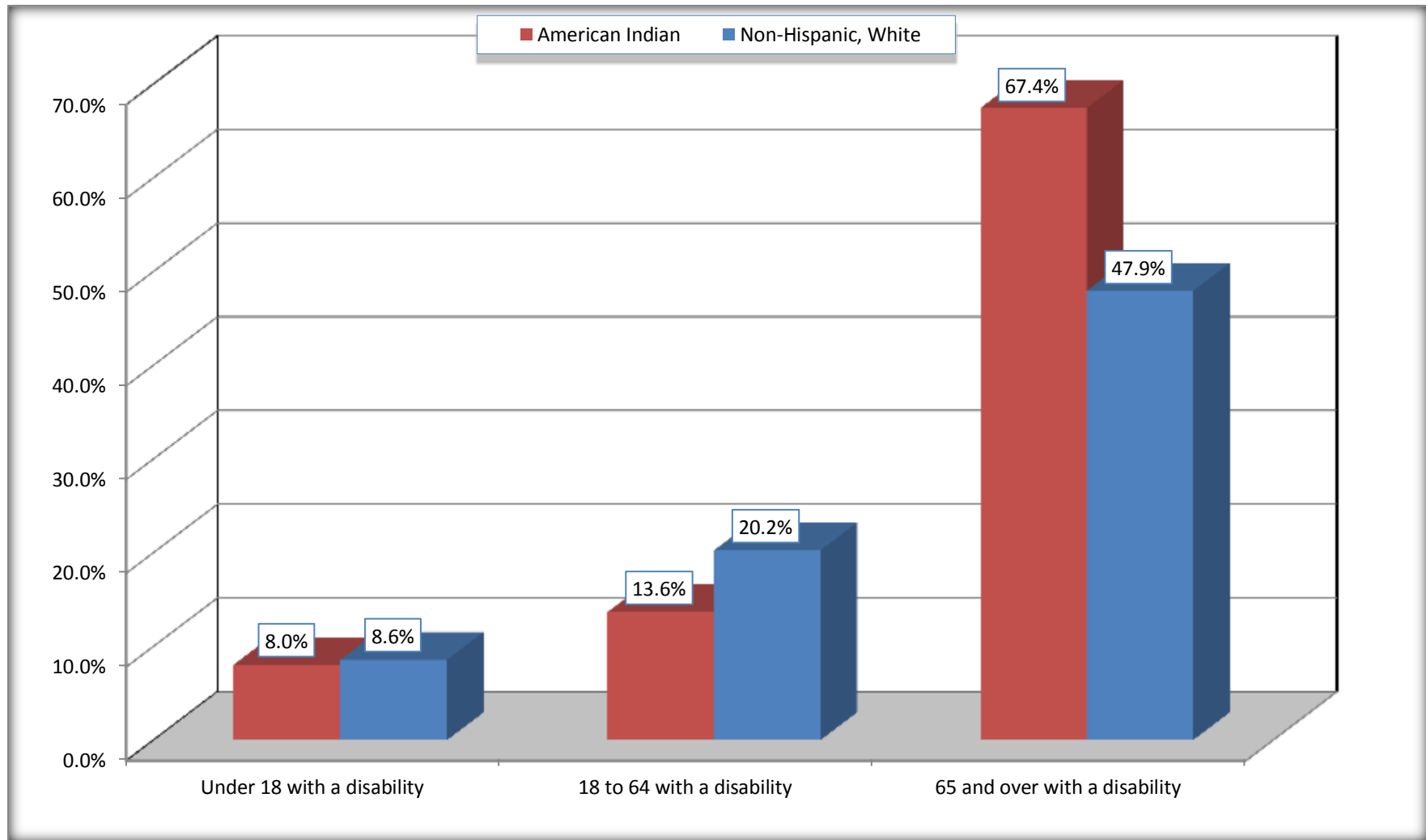
	Hughes County, Oklahoma					
	American Indian	Margin of Error (+/-)	% of Am. Ind. Total	White, Not Hispanic	Margin of Error (+/-)	% of NHW Total
<b>Total:</b>	<b>2,156</b>	<b>208</b>	<b>100.0%</b>	<b>8,443</b>	<b>143</b>	<b>100.0%</b>
Under 18 years:	684	120	31.7%	1,655	39	19.6%
With a disability	55	32	2.6%	142	62	1.7%
No disability	629	117	29.2%	1,513	62	17.9%
18 to 64 years:	1,254	124	58.2%	4,915	129	58.2%
With a disability	171	63	7.9%	995	136	11.8%
No disability	1,083	114	50.2%	3,920	171	46.4%
65 years and over:	218	42	10.1%	1,873	74	22.2%
With a disability	147	39	6.8%	898	97	10.6%
No disability	71	25	3.3%	975	100	11.5%

Source: U.S. Census Bureau, 2008-2012 American Community Survey

For information on confidentiality protection, sampling error, nonsampling error, and definitions, see Survey Methodology.

<http://www.census.gov/acs/www/UseData/index.htm>

## Disability by Age Hughes County, Oklahoma



Source: B18101. AGE BY DISABILITY STATUS  
Data Set: 2008-2012 American Community Survey 5-Year Estimates

**C27001. HEALTH INSURANCE COVERAGE STATUS BY AGE**

Data Set: 2008-2012 American Community Survey 5-Year Estimates

	<b>Hughes County, Oklahoma</b>					
	American Indian	Margin of Error (+/-)	% of Am. Ind. Total	White, Not Hispanic	Margin of Error (+/-)	% of NHW Total
<b>Total:</b>	<b>2,156</b>	<b>208</b>	<b>100.0%</b>	<b>8,443</b>	<b>143</b>	<b>100.0%</b>
Under 18 years:	684	120	31.7%	1,655	5	19.6%
With health insurance coverage	524	129	24.3%	1,474	79	17.5%
No health insurance coverage	160	69	7.4%	181	79	2.1%
18 to 64 years:	1,254	124	58.2%	4,915	129	58.2%
With health insurance coverage	656	115	30.4%	3,529	220	41.8%
No health insurance coverage	598	133	27.7%	1,386	201	16.4%
65 years and over:	218	42	10.1%	1,873	74	22.2%
With health insurance coverage	218	42	10.1%	1,870	74	22.1%
No health insurance coverage	0	16	0.0%	3	4	0.0%

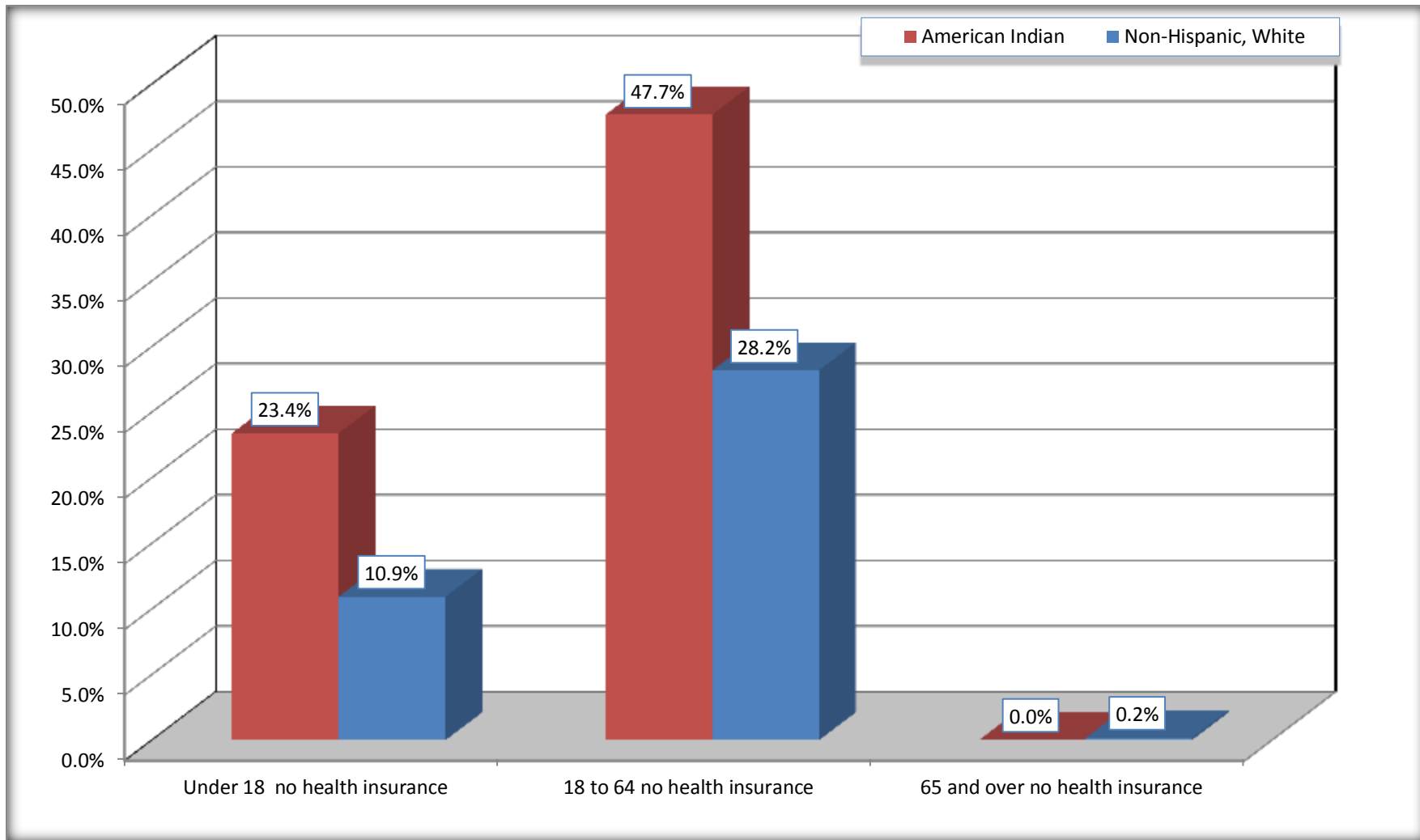
Source: U.S. Census Bureau, 2008-2012 American Community Survey

For information on confidentiality protection, sampling error, nonsampling error, and definitions, see Survey Methodology.

<http://www.census.gov/acs/www/UseData/index.htm>

# Lack of Health Insurance Coverage by Age

## Hughes County, Oklahoma



Source: C27001. HEALTH INSURANCE COVERAGE STATUS BY AGE  
Data Set: 2008-2012 American Community Survey 5-Year Estimates