

# **Selected Socio-Economic Data**

## **Skiatook town, Oklahoma**

**American Indian/Native American and White, Not Hispanic**

**Data Set: 2008-2012 American Community Survey 5-Year Estimates**

[www.fairvote2020.org](http://www.fairvote2020.org)

[www.fairdata2000.com](http://www.fairdata2000.com)

[27-Dec-13](#)

**C02003.DETAILED RACE - Universe: TOTAL POPULATION**  
 Data Set: 2008-2012 American Community Survey 5-Year Estimates

	<b>Skiatook town, Oklahoma</b>		
	Population	Margin of Error (+/-)	% of Total
<b>Total:</b>	<b>7,753</b>	<b>407</b>	<b>100.0%</b>
Population of one race:	7,285	399	94.0%
White	5,992	503	77.3%
Black or African American	2	4	0.0%
American Indian and Alaska Native	1,276	325	16.5%
Asian alone	0	15	0.0%
Native Hawaiian and Other Pacific Islander	0	15	0.0%
Some other race	15	22	0.2%
Population of two or more races:	468	248	6.0%
Two races including Some other race	33	56	0.4%
Two races excluding Some other race, and three or more races	435	227	5.6%
Population of two races:	444	249	5.7%
White; Black or African American	0	15	0.0%
White; American Indian and Alaska Native	400	228	5.2%
White; Asian	0	15	0.0%
Black or African American; American Indian and Alaska Native	0	15	0.0%
All other two race combinations	44	58	0.6%
Population of three races	0	15	0.0%
Population of four or more races	24	36	0.3%

Note: Hispanics may be of any race. See Table C03002 and chart.

Source: U.S. Census Bureau, 2008-2012 American Community Survey

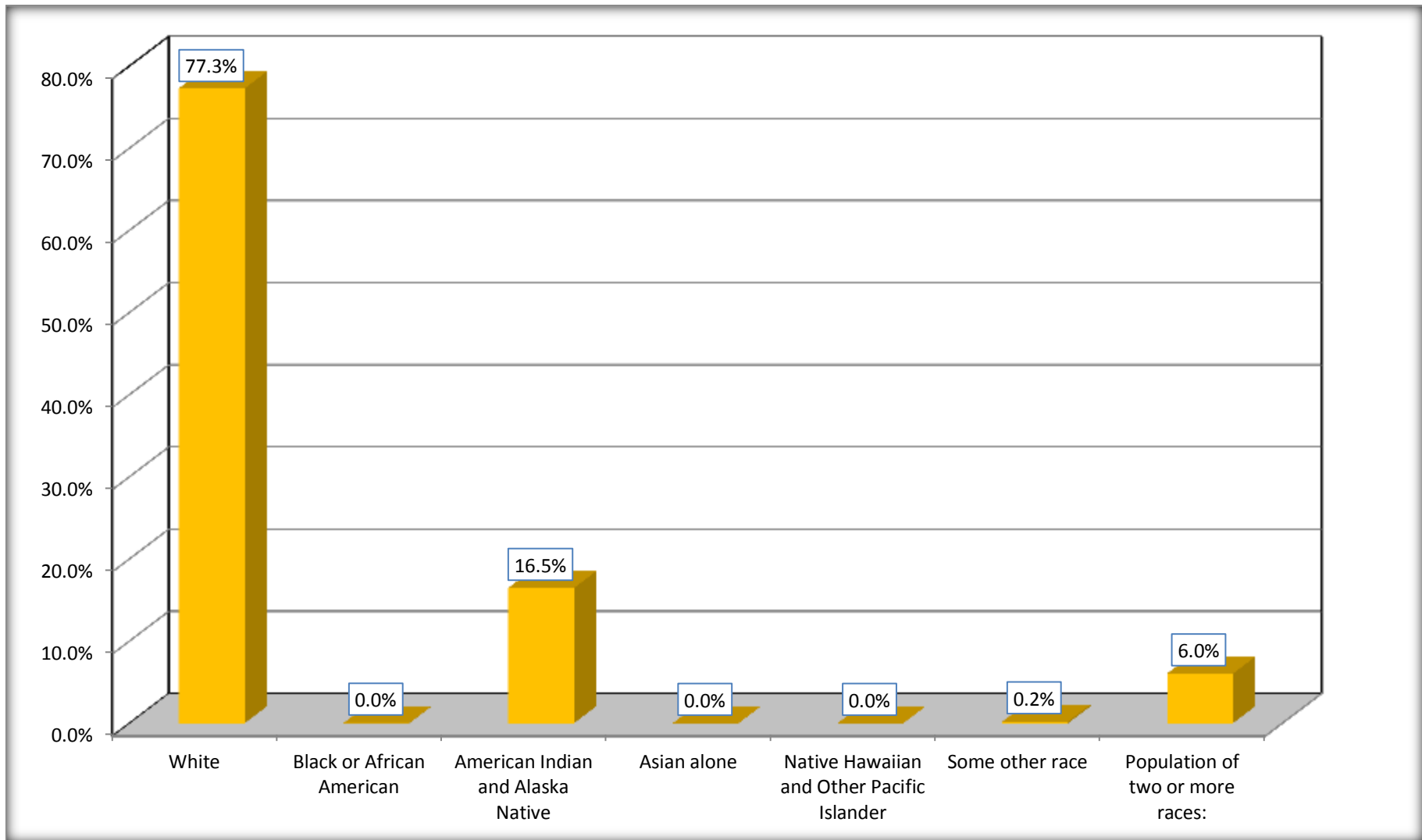
Although the American Community Survey (ACS) produces population, demographic and housing unit estimates, it is the Census Bureau's Population Estimates Program that produces and disseminates the official estimates of the population for the nation, states, counties, cities and towns and estimates of housing units for states and counties.

For information on confidentiality protection, sampling error, nonsampling error, and definitions, see Survey Methodology.

<http://www.census.gov/acs/www/UseData/index.htm>

# Population by Race

## Skiatook town, Oklahoma



Source: C02003.DETAILED RACE - Universe: TOTAL POPULATION  
Data Set: 2008-2012 American Community Survey 5-Year Estimates

**B03002. HISPANIC OR LATINO ORIGIN BY RACE - Universe: TOTAL POPULATION**

Data Set: 2008-2012 American Community Survey 5-Year Estimates

	Skiatook town, Oklahoma		
	Population	Margin of Error (+/-)	% of Total
<b>Total:</b>	7,753	407	<b>100.0%</b>
Not Hispanic or Latino:	7,734	408	99.8%
White alone	5,992	503	77.3%
Black or African American alone	2	4	0.0%
American Indian and Alaska Native alone	1,272	326	16.4%
Asian alone	0	15	0.0%
Native Hawaiian and Other Pacific Islander alone	0	15	0.0%
Some other race alone	0	15	0.0%
Two or more races:	468	248	6.0%
Two races including Some other race	33	56	0.4%
Two races excluding Some other race, and three or more races	435	227	5.6%
Hispanic or Latino	19	22	0.2%

Source: U.S. Census Bureau, 2008-2012 American Community Survey

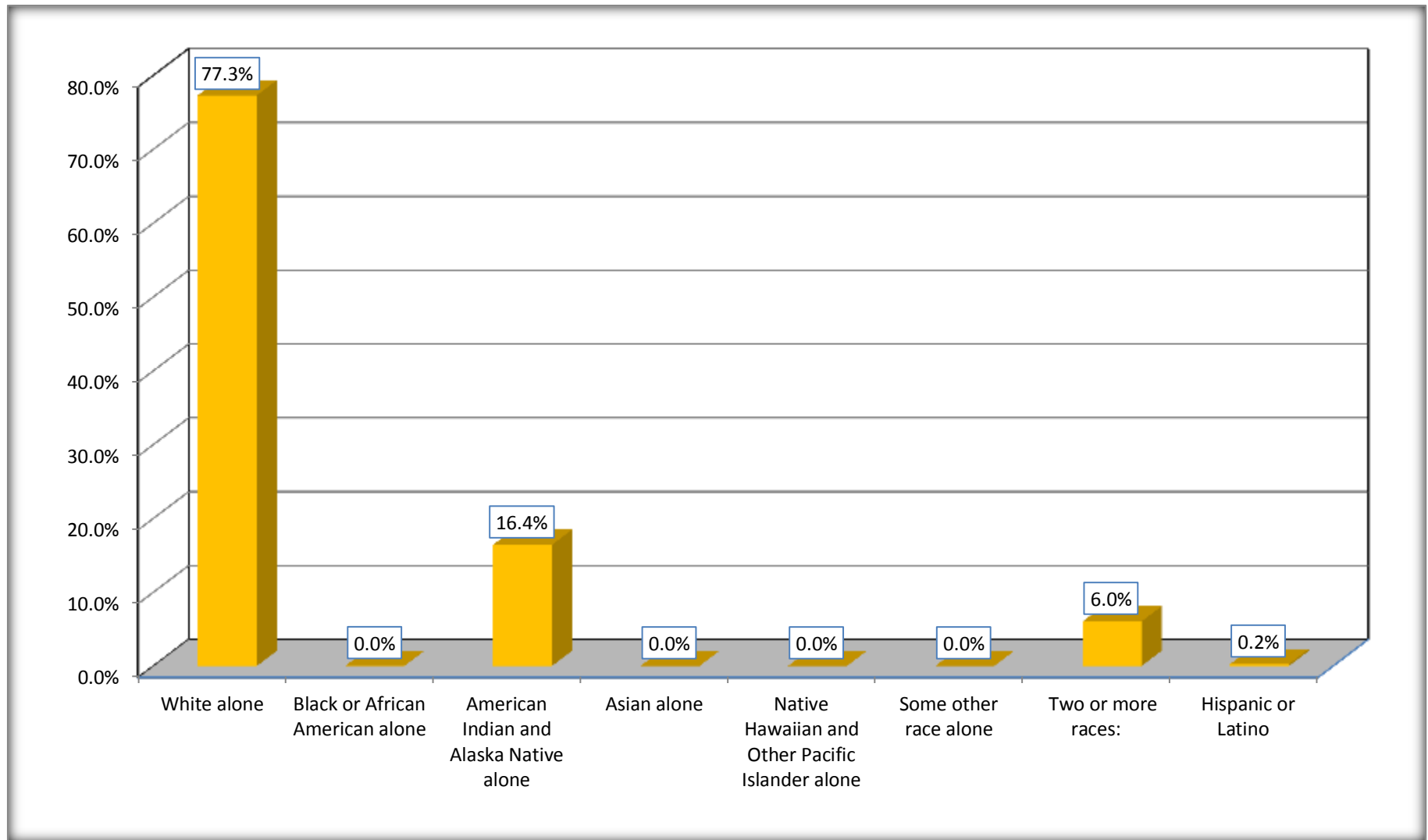
Although the American Community Survey (ACS) produces population, demographic and housing unit estimates, it is the Census Bureau's Population Estimates Program that produces and disseminates the official estimates of the population for the nation, states, counties, cities and towns and estimates of housing units for states and counties.

For information on confidentiality protection, sampling error, nonsampling error, and definitions, see Survey Methodology.

<http://www.census.gov/acs/www/UseData/index.htm>

# Non-Hispanic by Race and Hispanic Population

## Skiatook town, Oklahoma



Source: B03002. HISPANIC OR LATINO ORIGIN BY RACE - Universe: TOTAL POPULATION  
Data Set: 2008-2012 American Community Survey 5-Year Estimates

**B03002. HISPANIC OR LATINO ORIGIN BY RACE**

Data Set: 2008-2012 American Community Survey 5-Year Estimates

	Skiatook town, Oklahoma		
	Population	Margin of Error (+/-)	% of Total
Hispanic or Latino:	19	22	<b>100.0%</b>
White alone	0	15	0.0%
Black or African American alone	0	15	0.0%
American Indian and Alaska Native alone	4	7	21.1%
Asian alone	0	15	0.0%
Native Hawaiian and Other Pacific Islander alone	0	15	0.0%
Some other race alone	15	22	78.9%
Two or more races:	0	15	0.0%
Two races including Some other race	0	15	0.0%
Two races excluding Some other race, and three or more races	0	15	0.0%

Source: U.S. Census Bureau, 2008-2012 American Community Survey

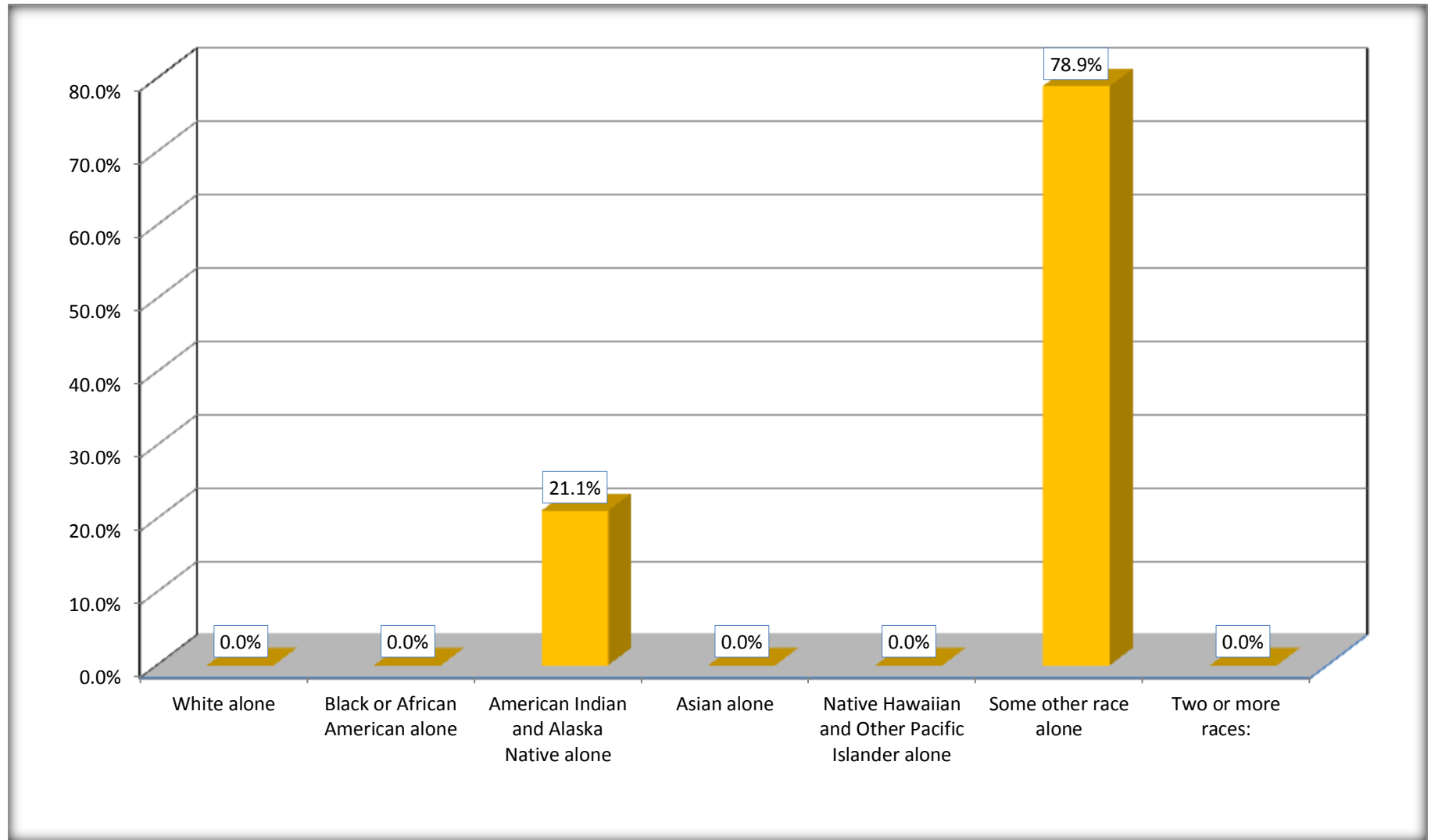
Although the American Community Survey (ACS) produces population, demographic and housing unit estimates, it is the Census Bureau's Population Estimates Program that produces and disseminates the official estimates of the population for the nation, states, counties, cities and towns and estimates of housing units for states and counties.

For information on confidentiality protection, sampling error, nonsampling error, and definitions, see Survey Methodology.

<http://www.census.gov/acs/www/UseData/index.htm>

# Hispanic or Latino Origin by Race

## Skiatook town, Oklahoma



Source: B03002. HISPANIC OR LATINO ORIGIN BY RACE  
Data Set: 2008-2012 American Community Survey 5-Year Estimates

**B01001. SEX BY AGE**

Data Set: 2008-2012 American Community Survey 5-Year Estimates

	Skiatook town, Oklahoma					
	American Indian	Margin of Error (+/-)	% of Am. Ind. Total	White, Not Hispanic	Margin of Error (+/-)	% of NHW Total
<b>Total:</b>	<b>1,276</b>	<b>325</b>	<b>100.0%</b>	<b>5,992</b>	<b>503</b>	<b>100.0%</b>
Under 18 years	479	NC	37.5%	1,572	NC	26.2%
18 to 64 years	712	NC	55.8%	3,619	NC	60.4%
65 years and over	85	NC	6.7%	801	NC	13.4%
Male:	658	182	51.6%	2,877	18	48.0%
Under 18 years	270	NC	21.2%	784	NC	13.1%
18 to 64 years	355	NC	27.8%	1,705	NC	28.5%
65 years and over	33	NC	2.6%	388	NC	6.5%
Female:	618	217	48.4%	3,115	18	52.0%
Under 18 years	209	NC	16.4%	788	NC	13.2%
18 to 64 years	357	NC	28.0%	1,914	NC	31.9%
65 years and over	52	NC	4.1%	413	NC	6.9%

Source: U.S. Census Bureau, 2008-2012 American Community Survey

Although the American Community Survey (ACS) produces population, demographic and housing unit estimates, it is the Census Bureau's Population Estimates Program that produces and disseminates the official estimates of the population for the nation, states, counties, cities and towns and estimates of housing units for states and counties.

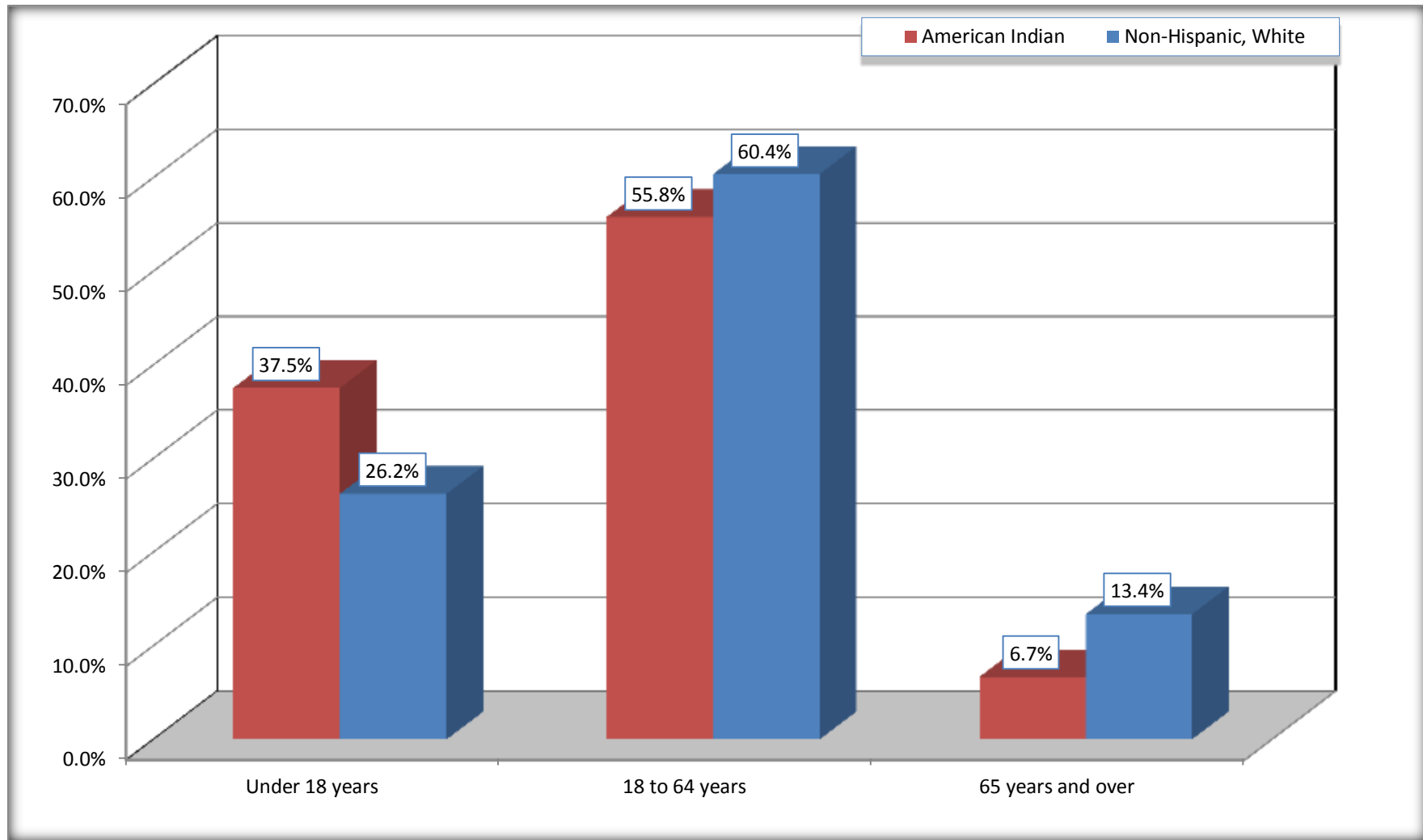
For information on confidentiality protection, sampling error, nonsampling error, and definitions, see Survey Methodology.

<http://www.census.gov/acs/www/UseData/index.htm>



# Population by Age

## Skiatook town, Oklahoma



Source: B01001. SEX BY AGE  
Data Set: 2008-2012 American Community Survey 5-Year Estimates

**B05003. SEX BY AGE BY CITIZENSHIP STATUS**

Data Set: 2008-2012 American Community Survey 5-Year Estimates

	Skiatook town, Oklahoma					
	American Indian	Margin of Error (+/-)	% of Am. Ind. Total by Age	White, Not Hispanic	Margin of Error (+/-)	% of NHW Total by Age
<b>Total:</b>	<b>1,276</b>	<b>325</b>	<b>100.0%</b>	<b>5,992</b>	<b>503</b>	<b>100.0%</b>
<b>Under 18 years:</b>	<b>479</b>	<b>NC</b>	<b>100.0%</b>	<b>1,572</b>	<b>NC</b>	<b>100.0%</b>
Native	479	NC	100.0%	1,572	NC	100.0%
Foreign born:	0	NC	0.0%	0	NC	0.0%
Naturalized U.S. citizen	0	NC	0.0%	0	NC	0.0%
Not a U.S. citizen	0	NC	0.0%	0	NC	0.0%
<b>18 years and over:</b>	<b>797</b>	<b>NC</b>	<b>100.0%</b>	<b>4,420</b>	<b>NC</b>	<b>100.0%</b>
Native	797	NC	100.0%	4,413	NC	99.8%
Foreign born:	0	NC	0.0%	7	NC	0.2%
Naturalized U.S. citizen	0	NC	0.0%	0	NC	0.0%
Not a U.S. citizen	0	NC	0.0%	7	NC	0.2%
<b>Male:</b>	<b>658</b>	<b>182</b>	<b>51.6%</b>	<b>2,877</b>	<b>315</b>	<b>48.0%</b>
<b>Under 18 years:</b>	<b>270</b>	<b>136</b>	<b>100.0%</b>	<b>784</b>	<b>171</b>	<b>100.0%</b>
Native	270	136	100.0%	784	171	100.0%
Foreign born:	0	15	0.0%	0	15	0.0%
Naturalized U.S. citizen	0	15	0.0%	0	15	0.0%
Not a U.S. citizen	0	15	0.0%	0	15	0.0%
<b>18 years and over:</b>	<b>388</b>	<b>112</b>	<b>100.0%</b>	<b>2,093</b>	<b>215</b>	<b>100.0%</b>
Native	388	112	100.0%	2,093	215	100.0%
Foreign born:	0	15	0.0%	0	15	0.0%
Naturalized U.S. citizen	0	15	0.0%	0	15	0.0%
Not a U.S. citizen	0	15	0.0%	0	15	0.0%

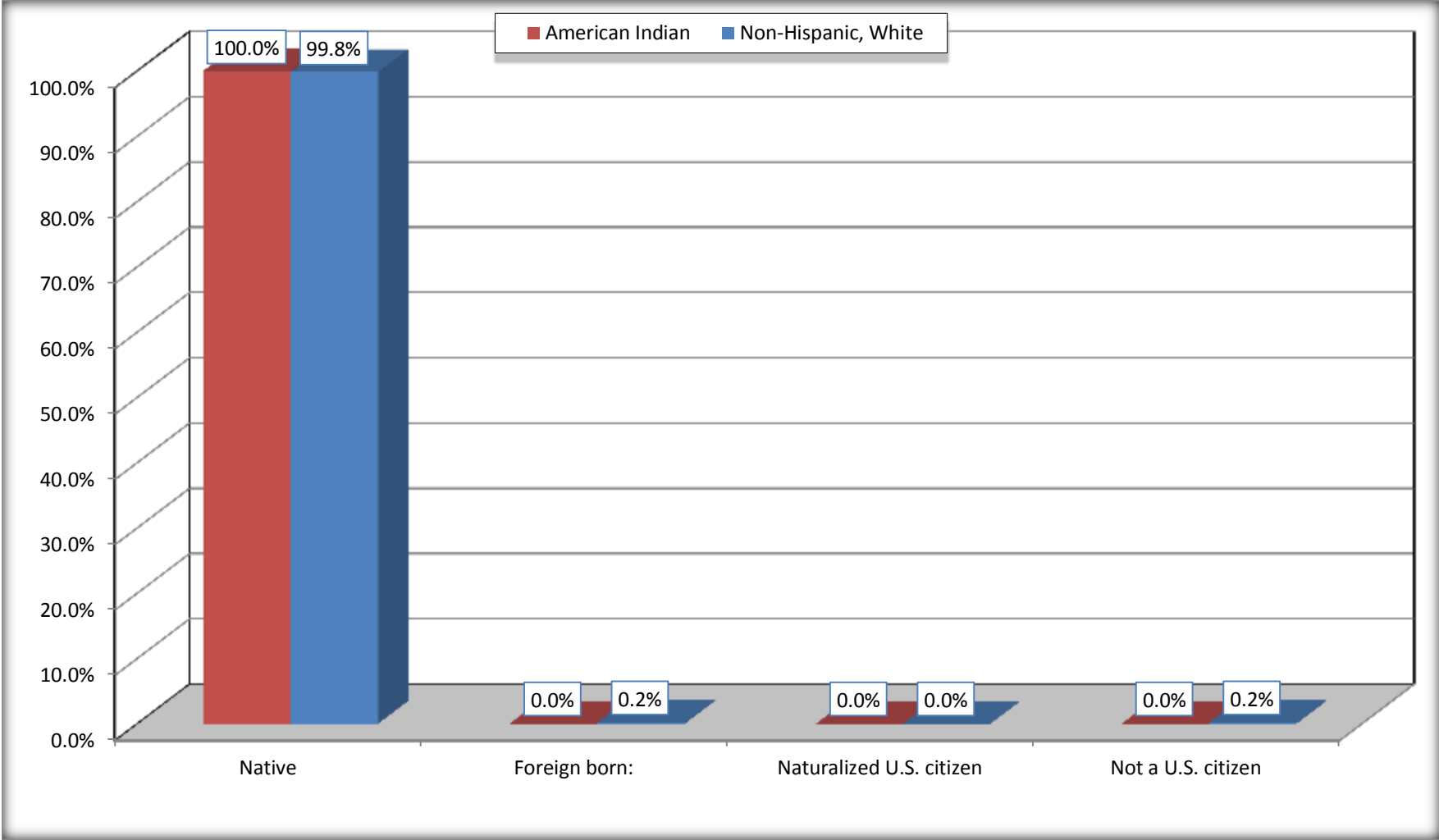
	Skiatook town, Oklahoma					
	American Indian	Margin of Error (+/-)	% of AA by Age	White, Not Hispanic	Margin of Error (+/-)	% of NHW by Age
<b>Female:</b>	618	217	48.4%	3,115	342	52.0%
<b>Under 18 years:</b>	<b>209</b>	<b>118</b>	<b>100.0%</b>	<b>788</b>	<b>188</b>	<b>100.0%</b>
Native	209	118	100.0%	788	188	100.0%
Foreign born:	0	15	0.0%	0	15	0.0%
Naturalized U.S. citizen	0	15	0.0%	0	15	0.0%
Not a U.S. citizen	0	15	0.0%	0	15	0.0%
<b>18 years and over:</b>	<b>409</b>	<b>138</b>	<b>100.0%</b>	<b>2,327</b>	<b>212</b>	<b>100.0%</b>
Native	409	138	100.0%	2,320	212	99.7%
Foreign born:	0	15	0.0%	7	13	0.3%
Naturalized U.S. citizen	0	15	0.0%	0	15	0.0%
Not a U.S. citizen	0	15	0.0%	7	13	0.3%

Source: U.S. Census Bureau, 2008-2012 American Community Survey

For information on confidentiality protection, sampling error, nonsampling error, and definitions, see Survey Methodology.  
<http://www.census.gov/acs/www/UseData/index.htm>

# Citizenship Status of Voting Age Population (18 and Over)

## Skiatook town, Oklahoma



Source: B05003. SEX BY AGE BY CITIZENSHIP STATUS  
Data Set: 2008-2012 American Community Survey 5-Year Estimates

**B07004. GEOGRAPHICAL MOBILITY IN THE PAST YEAR BY RACE FOR CURRENT RESIDENCE IN THE UNITED STATES - Universe:  
POPULATION 1 YEAR AND OVER**

Data Set: 2008-2012 American Community Survey 5-Year Estimates

	Skiatook town, Oklahoma					
	American Indian	Margin of Error (+/-)	% of Am. Ind. Total	White, Not Hispanic	Margin of Error (+/-)	% of NHW Total
<b>Total:</b>	<b>1,247</b>	<b>322</b>	<b>100.0%</b>	<b>5,967</b>	<b>497</b>	<b>100.0%</b>
Same house 1 year ago	861	242	69.0%	4,805	523	80.5%
Moved within same county	72	78	5.8%	583	265	9.8%
Moved from different county within same state	314	221	25.2%	553	210	9.3%
Moved from different state	0	15	0.0%	26	27	0.4%
Moved from abroad	0	15	0.0%	0	15	0.0%

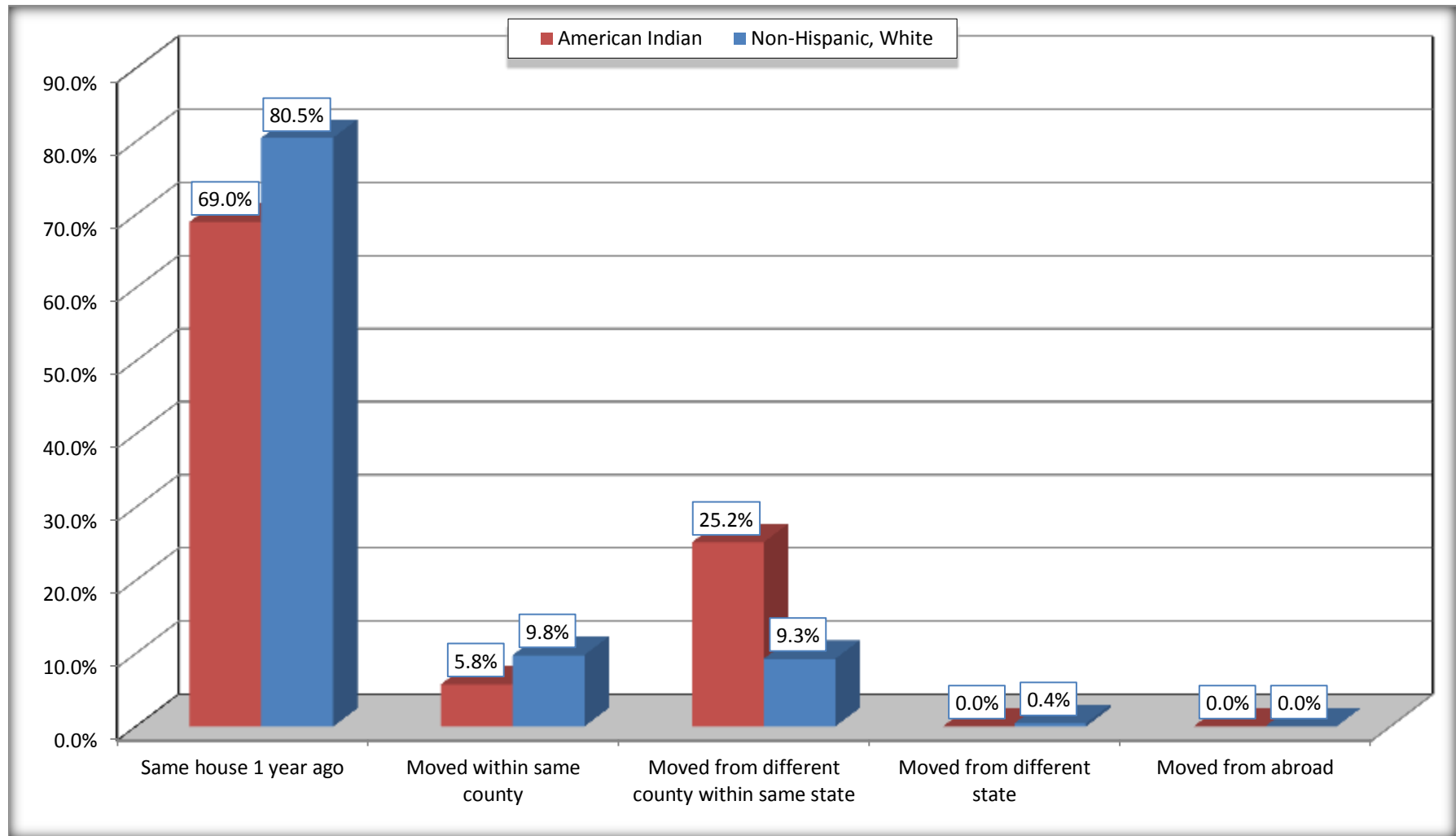
Source: U.S. Census Bureau, 2008-2012 American Community Survey

For information on confidentiality protection, sampling error, nonsampling error, and definitions, see Survey Methodology.

<http://www.census.gov/acs/www/UseData/index.htm>

# Geographical Mobility in the Past Year (Population 1 Year and Over)

## Skiatook town, Oklahoma



Source: B07004. GEOGRAPHICAL MOBILITY IN THE PAST YEAR BY RACE FOR CURRENT RESIDENCE IN THE UNITED STATES - Universe: POPULATION 1 YEAR AND OVER

Data Set: 2008-2012 American Community Survey 5-Year Estimates

**B08105. MEANS OF TRANSPORTATION TO WORK - Universe: WORKERS 16 YEARS AND OVER**

Data Set: 2008-2012 American Community Survey 5-Year Estimates

	Skiatook town, Oklahoma					
	American Indian	Margin of Error (+/-)	% of Am. Ind. Total	White, Not Hispanic	Margin of Error (+/-)	% of NHW Total
<b>Total:</b>	557	162	<b>100.0%</b>	2770	321	<b>100.0%</b>
Car, truck, or van - drove alone	478	161	85.8%	2237	295	80.8%
Car, truck, or van - carpoled	62	51	11.1%	411	157	14.8%
Public transportation (excluding taxicab)	0	15	0.0%	0	15	0.0%
Walked	0	15	0.0%	66	84	2.4%
Taxicab, motorcycle, bicycle, or other means	0	15	0.0%	47	56	1.7%
Worked at home	17	20	3.1%	9	17	0.3%

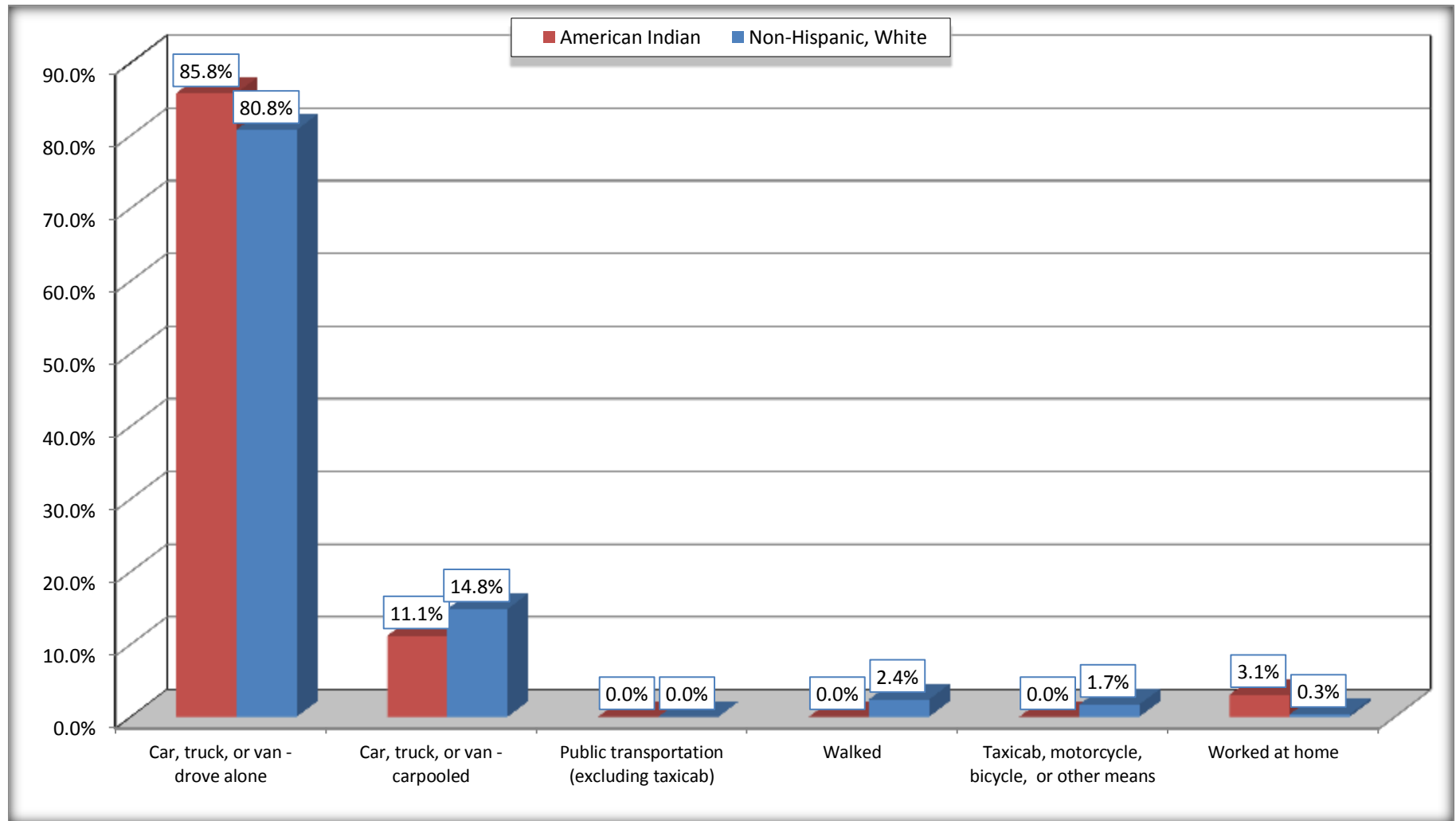
Source: U.S. Census Bureau, 2008-2012 American Community Survey

For information on confidentiality protection, sampling error, nonsampling error, and definitions, see Survey Methodology.

<http://www.census.gov/acs/www/UseData/index.htm>

# Means of Transportation to Work (Workers 16 Years and Over)

## Skiatook town, Oklahoma



Source: B08105. MEANS OF TRANSPORTATION TO WORK - Universe: WORKERS 16 YEARS AND OVER  
Data Set: 2008-2012 American Community Survey 5-Year Estimates



**B11002. HOUSEHOLD TYPE BY RELATIVES AND NONRELATIVES FOR POPULATION IN HOUSEHOLDS**

Data Set: 2008-2012 American Community Survey 5-Year Estimates

	Skiatook town, Oklahoma					
	American Indian	Margin of Error (+/-)	% of Am. Ind. Total	White, Not Hispanic	Margin of Error (+/-)	% of NHW Total
<b>Total:</b>	940	305	<b>100.0%</b>	6446	493	<b>100.0%</b>
In family households	747	305	79.5%	5500	536	85.3%
In nonfamily households	193	121	20.5%	946	231	14.7%

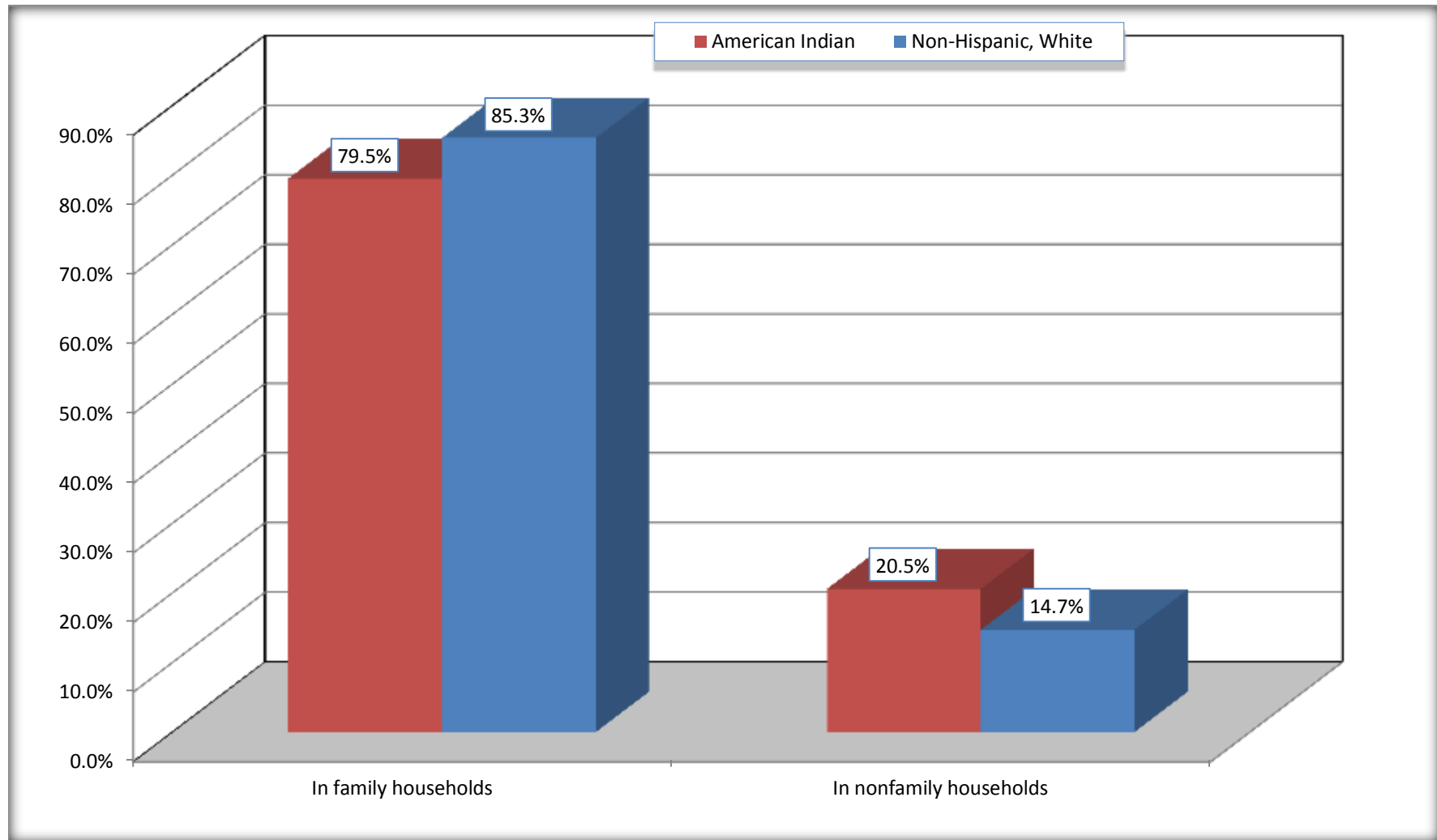
Source: U.S. Census Bureau, 2008-2012 American Community Survey

For information on confidentiality protection, sampling error, nonsampling error, and definitions, see Survey Methodology.

<http://www.census.gov/acs/www/UseData/index.htm>

# Household Type for Population in Households

## Skiatook town, Oklahoma



Source: B11002. HOUSEHOLD TYPE BY RELATIVES AND NONRELATIVES FOR POPULATION IN HOUSEHOLDS  
Data Set: 2008-2012 American Community Survey 5-Year Estimates

**B12002. MARITAL STATUS FOR THE POPULATION 15 YEARS AND OVER**

Data Set: 2008-2012 American Community Survey 5-Year Estimates

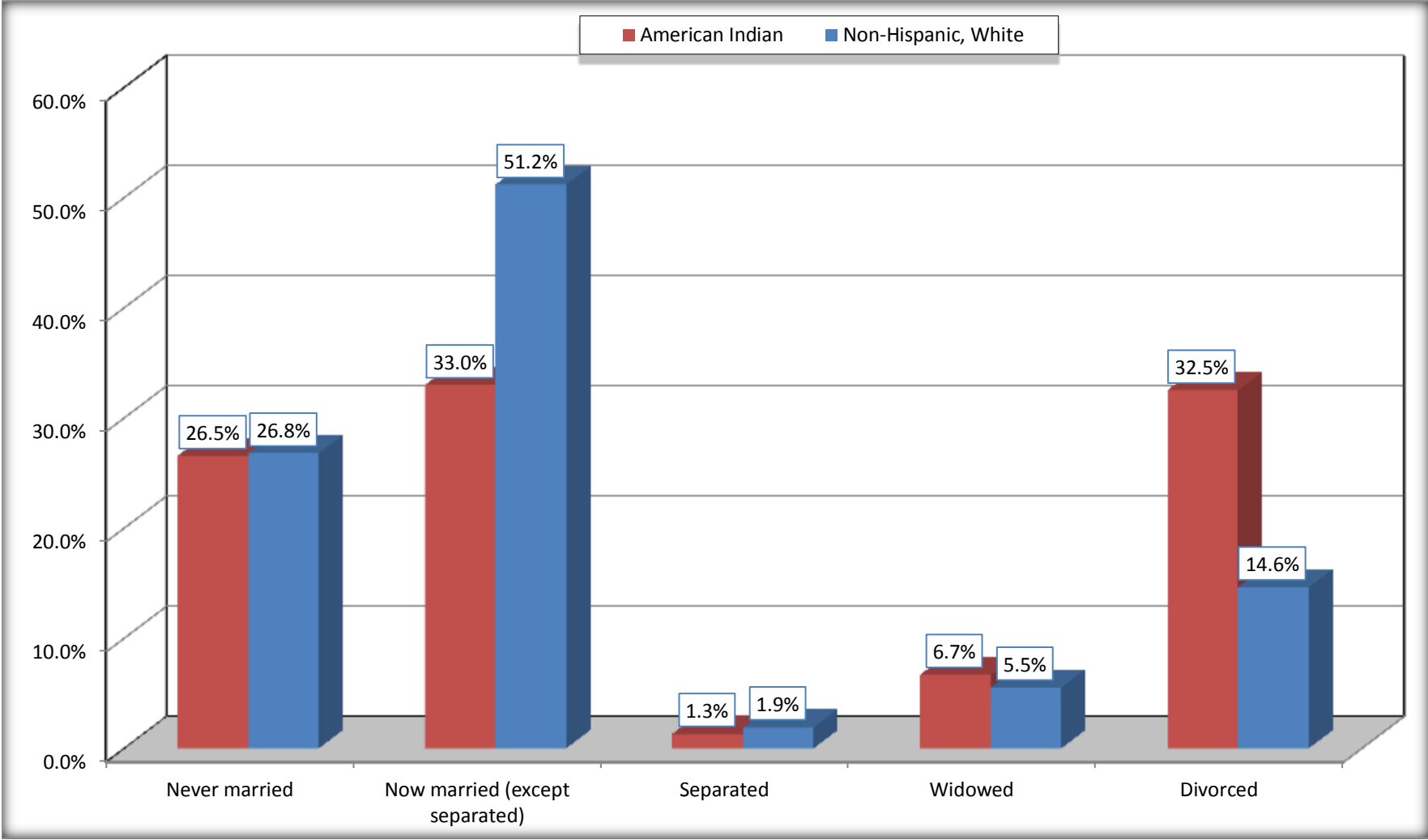
	Skiatook town, Oklahoma					
	American Indian	Margin of Error (+/-)	% of Am. Ind. Total	White, Not Hispanic	Margin of Error (+/-)	% of NHW Total
<b>Total:</b>	<b>840</b>	<b>194</b>	<b>100.0%</b>	<b>4,768</b>	<b>362</b>	<b>100.0%</b>
Never married	223	NC	26.5%	1,277	NC	26.8%
Now married (except separated)	277	NC	33.0%	2,440	NC	51.2%
Separated	11	NC	1.3%	91	NC	1.9%
Widowed	56	NC	6.7%	263	NC	5.5%
Divorced	273	NC	32.5%	697	NC	14.6%
<b>Male:</b>	<b>405</b>	<b>117</b>	<b>48.2%</b>	<b>2,224</b>	<b>233</b>	<b>46.6%</b>
Never married	143	76	17.0%	619	174	13.0%
Now married (except separated)	147	71	17.5%	1,219	154	25.6%
Separated	11	19	1.3%	0	15	0.0%
Widowed	14	21	1.7%	53	48	1.1%
Divorced	90	77	10.7%	333	116	7.0%
<b>Female:</b>	<b>435</b>	<b>143</b>	<b>51.8%</b>	<b>2,544</b>	<b>250</b>	<b>53.4%</b>
Never married	80	47	9.5%	658	189	13.8%
Now married (except separated)	130	67	15.5%	1,221	168	25.6%
Separated	0	15	0.0%	91	70	1.9%
Widowed	42	32	5.0%	210	79	4.4%
Divorced	183	103	21.8%	364	118	7.6%

Source: U.S. Census Bureau, 2008-2012 American Community Survey

For information on confidentiality protection, sampling error, nonsampling error, and definitions, see Survey Methodology.

<http://www.census.gov/acs/www/UseData/index.htm>

**Marital Status for the Population 15 Years and Over**  
**Skiatook town, Oklahoma**



Source: B12002. MARITAL STATUS FOR THE POPULATION 15 YEARS AND OVER  
Data Set: 2008-2012 American Community Survey 5-Year Estimates

**C15002. SEX BY EDUCATIONAL ATTAINMENT FOR THE POPULATION 25 YEARS AND OVER**

Data Set: 2008-2012 American Community Survey 5-Year Estimates

	Skiatook town, Oklahoma					
	American Indian	Margin of Error (+/-)	% of Am. Ind. Total	White, Not Hispanic	Margin of Error (+/-)	% of NHW Total
<b>Total:</b>	<b>663</b>	<b>168</b>	<b>100.0%</b>	<b>3,729</b>	<b>299</b>	<b>100.0%</b>
Less than high school diploma	130	NC	19.6%	503	NC	13.5%
High school graduate, GED, or alternative	258	NC	38.9%	1,435	NC	38.5%
Some college or associate's degree	175	NC	26.4%	1,424	NC	38.2%
Bachelor's degree or higher	100	NC	15.1%	367	NC	9.8%
<b>Male:</b>	<b>344</b>	<b>118</b>	<b>51.9%</b>	<b>1,761</b>	<b>180</b>	<b>47.2%</b>
Less than high school diploma	78	67	11.8%	240	93	6.4%
High school graduate, GED, or alternative	134	94	20.2%	695	150	18.6%
Some college or associate's degree	86	45	13.0%	626	149	16.8%
Bachelor's degree or higher	46	37	6.9%	200	86	5.4%
<b>Female:</b>	<b>319</b>	<b>106</b>	<b>48.1%</b>	<b>1,968</b>	<b>181</b>	<b>52.8%</b>
Less than high school diploma	52	38	7.8%	263	105	7.1%
High school graduate, GED, or alternative	124	78	18.7%	740	164	19.8%
Some college or associate's degree	89	66	13.4%	798	178	21.4%
Bachelor's degree or higher	54	60	8.1%	167	64	4.5%

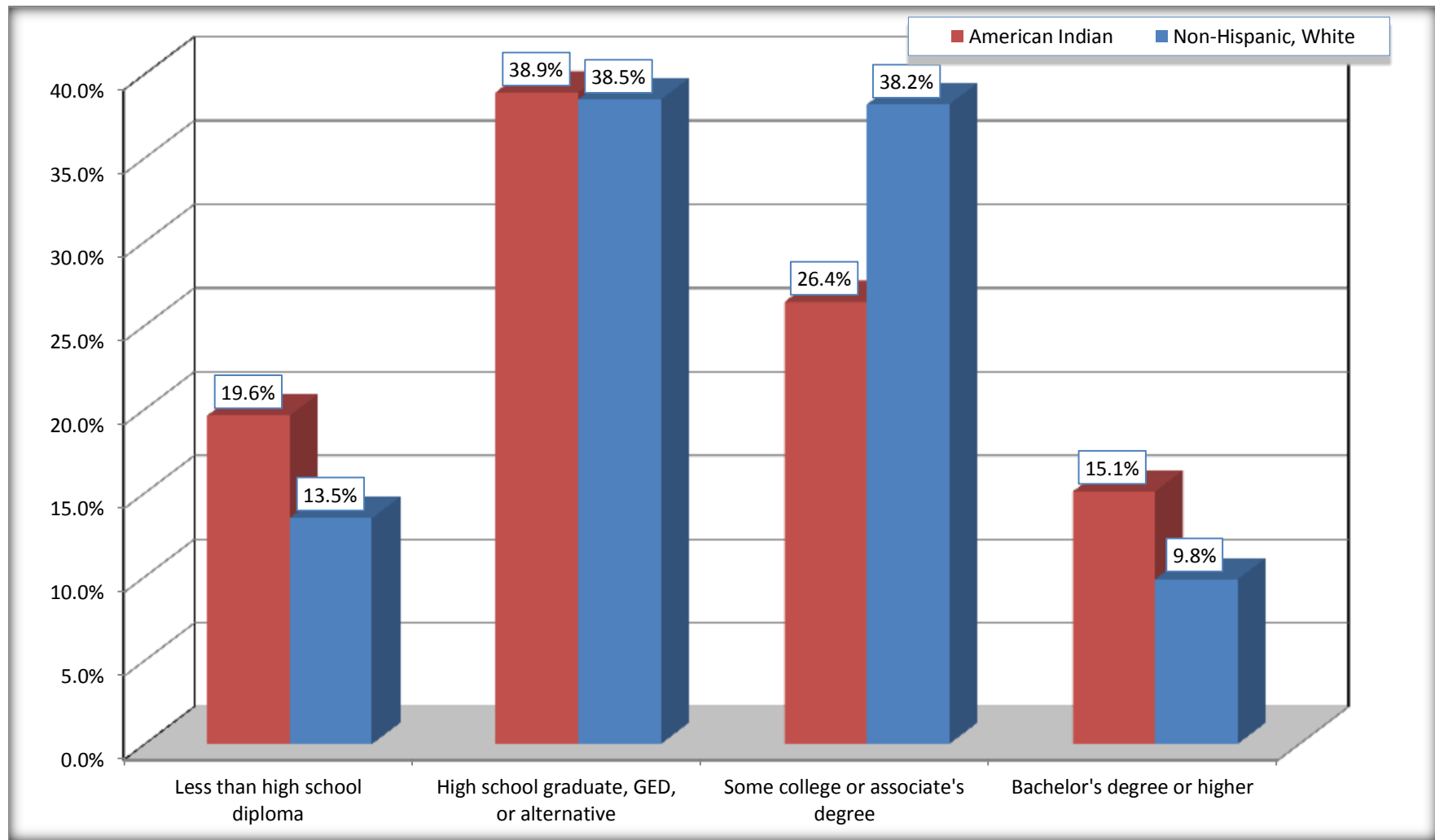
Source: U.S. Census Bureau, 2008-2012 American Community Survey

For information on confidentiality protection, sampling error, nonsampling error, and definitions, see Survey Methodology.

<http://www.census.gov/acs/www/UseData/index.htm>

# Educational Attainment for the Population 25 Years and Older

## Skiatook town, Oklahoma



Source: C15002. SEX BY EDUCATIONAL ATTAINMENT FOR THE POPULATION 25 YEARS AND OVER  
Data Set: 2008-2012 American Community Survey 5-Year Estimates

**B16005. NATIVITY BY LANGUAGE SPOKEN AT HOME BY ABILITY TO SPEAK ENGLISH FOR THE POPULATION 5 YEARS AND OVER**

Data Set: 2008-2012 American Community Survey 5-Year Estimates

	Skiatook town, Oklahoma					
	American Indian	Margin of Error (+/-)	% of Am. Ind. Total	White, Not Hispanic	Margin of Error (+/-)	% of NHW Total
<b>Total:</b>	<b>1,097</b>	<b>274</b>	<b>100.0%</b>	<b>5,612</b>	<b>434</b>	<b>100.0%</b>
Speak only English	999	NC	91.1%	5,519	NC	98.3%
Speak another language	98	NC	8.9%	93	NC	1.7%
Speak English "very well"	98	NC	8.9%	84	NC	1.5%
Speak English "less than very well"	0	NC	0.0%	9	NC	0.2%
Native:	1,097	274	100.0%	5,605	434	99.9%
Speak only English	999	254	91.1%	5,519	434	98.3%
Speak another language	98	121	8.9%	86	65	1.5%
Speak English "very well"	98	121	8.9%	77	63	1.4%
Speak English "less than very well"	0	15	0.0%	9	14	0.2%
Foreign born:	0	15	0.0%	7	13	0.1%
Speak only English	0	15	0.0%	0	15	0.0%
Speak another language	0	15	0.0%	7	13	0.1%
Speak English "very well"	0	15	0.0%	7	13	0.1%
Speak English "less than very well"	0	15	0.0%	0	15	0.0%

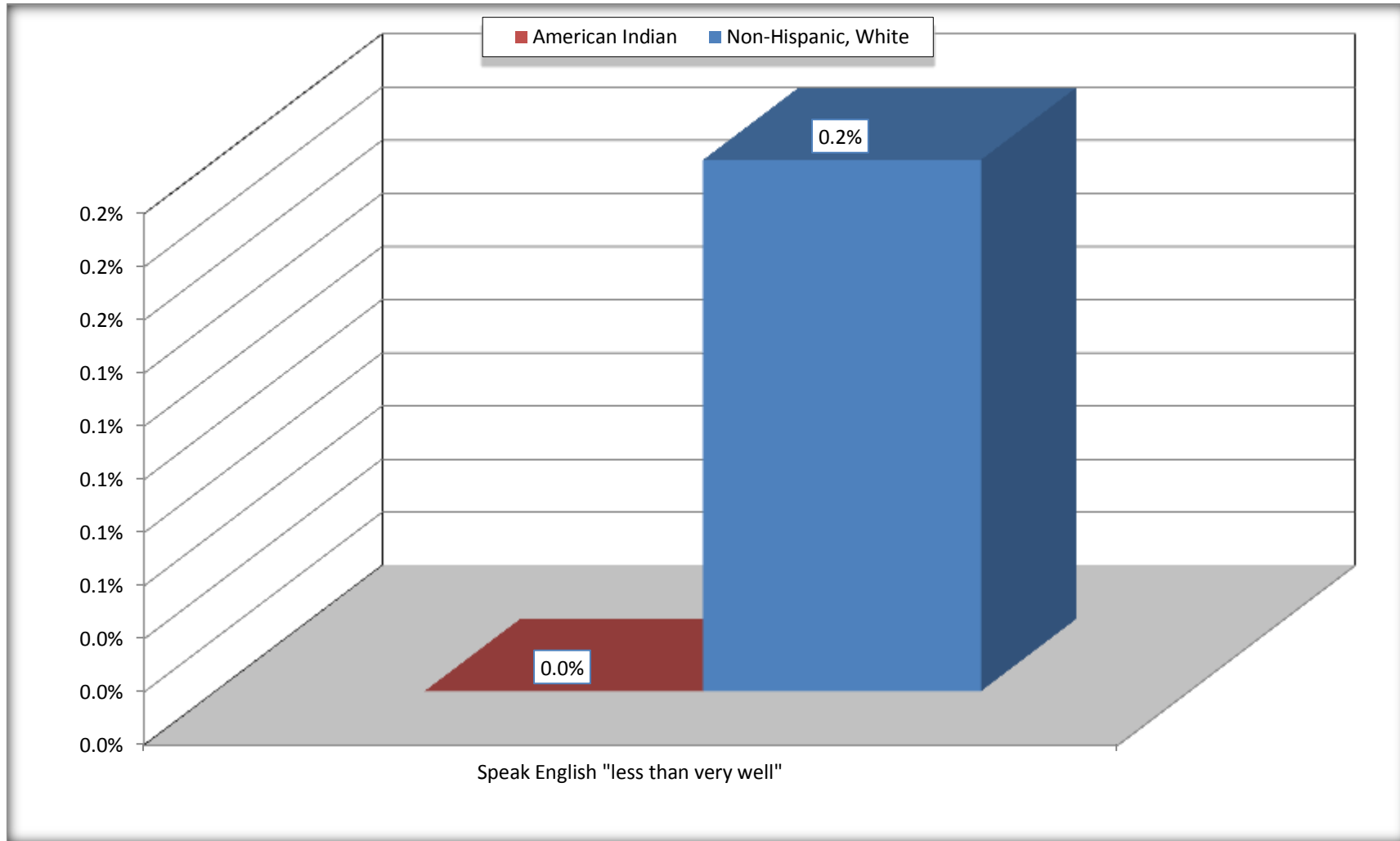
Source: U.S. Census Bureau, 2008-2012 American Community Survey

For information on confidentiality protection, sampling error, nonsampling error, and definitions, see Survey Methodology.

<http://www.census.gov/acs/www/UseData/index.htm>

# Speak English "Less than Very Well" (Population 5 Years and Over)

## Skiatook town, Oklahoma



Source: B16005. NATIVITY BY LANGUAGE SPOKEN AT HOME BY ABILITY TO SPEAK ENGLISH FOR THE POPULATION 5 YEARS AND OVER  
Data Set: 2008-2012 American Community Survey 5-Year Estimates



**B17010. POVERTY STATUS IN THE PAST 12 MONTHS OF FAMILIES BY FAMILY TYPE BY PRESENCE OF RELATED CHILDREN UNDER 18 YEARS**

Data Set: 2008-2012 American Community Survey 5-Year Estimates

	Skiatook town, Oklahoma					
	American Indian	Margin of Error (+/-)	% of Am. Ind. Total	White, Not Hispanic	Margin of Error (+/-)	% of NHW Total
<b>Total:</b>	<b>243</b>	<b>97</b>	<b>100.0%</b>	<b>1,604</b>	<b>152</b>	<b>100.0%</b>
Income in the past 12 months below poverty level:	101	76	41.6%	133	66	8.3%
Married-couple family:	34	35	14.0%	51	36	3.2%
With related children under 18 years	34	35	14.0%	22	26	1.4%
Other family:	67	70	27.6%	82	58	5.1%
Male householder, no wife present	0	15	0.0%	0	15	0.0%
With related children under 18 years	0	15	0.0%	0	15	0.0%
Female householder, no husband present	67	70	27.6%	82	58	5.1%
With related children under 18 years	56	67	23.0%	82	58	5.1%
Income in the past 12 months at or above poverty level:	142	64	58.4%	1,471	147	91.7%
Married-couple family:	93	51	38.3%	1,123	137	70.0%
With related children under 18 years	48	39	19.8%	616	128	38.4%
Other family:	49	43	20.2%	348	108	21.7%
Male householder, no wife present	14	21	5.8%	139	75	8.7%
With related children under 18 years	0	15	0.0%	112	71	7.0%
Female householder, no husband present	35	36	14.4%	209	77	13.0%
With related children under 18 years	0	15	0.0%	176	69	11.0%

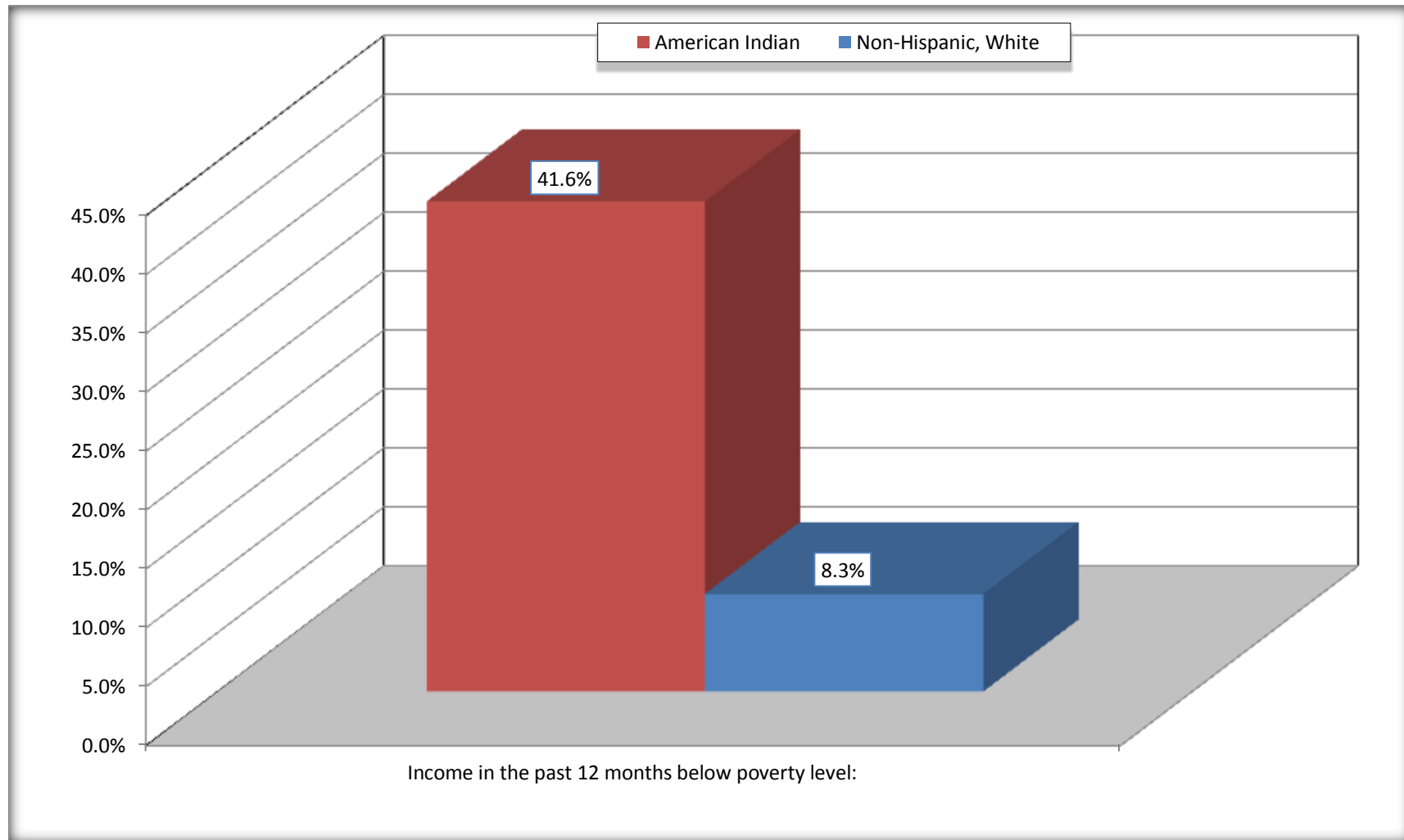
Source: U.S. Census Bureau, 2008-2012 American Community Survey

For information on confidentiality protection, sampling error, nonsampling error, and definitions, see Survey Methodology.

<http://www.census.gov/acs/www/UseData/index.htm>

# Family Households Below Poverty in the Past 12 Months

## Skiatook town, Oklahoma

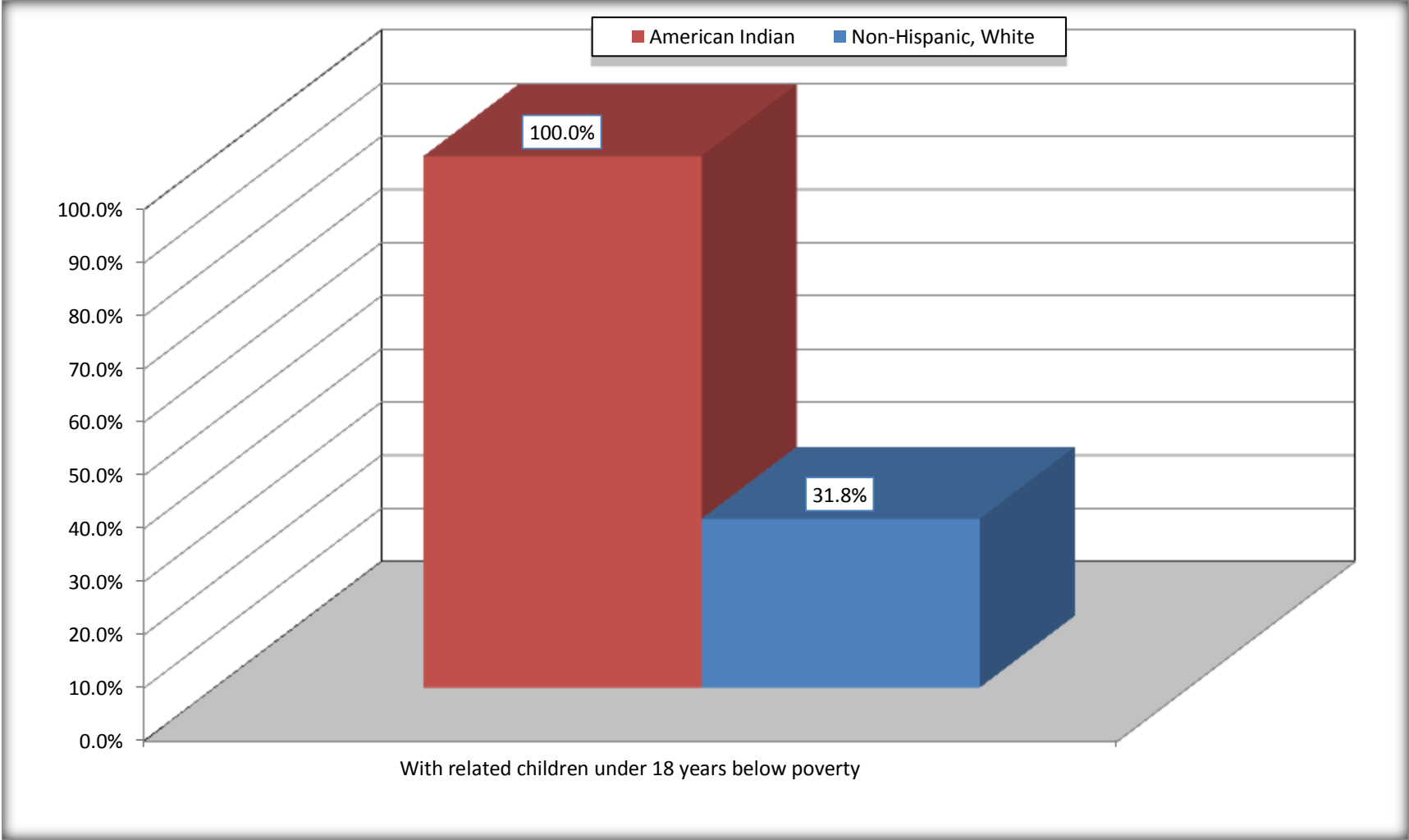


Source: B17010. POVERTY STATUS IN THE PAST 12 MONTHS OF FAMILIES BY FAMILY TYPE BY PRESENCE OF RELATED CHILDREN UNDER 18 YEARS

Data Set: 2008-2012 American Community Survey 5-Year Estimates

# Female-headed Households with Related Children Below Poverty in the Past 12 Months

## Skiatook town, Oklahoma



Source: B17010. POVERTY STATUS IN THE PAST 12 MONTHS OF FAMILIES BY FAMILY TYPE BY PRESENCE OF RELATED CHILDREN UNDER 18 YEARS

Data Set: 2008-2012 American Community Survey 5-Year Estimates

**B17020 POVERTY STATUS IN THE PAST 12 MONTHS BY AGE - Universe: POPULATION FOR WHOM POVERTY STATUS IS DETERMINED**

Data Set: 2008-2012 American Community Survey 5-Year Estimates

	Skiatook town, Oklahoma					
	American Indian	Margin of Error (+/-)	% of Am. Ind. By Age	White, Not Hispanic	Margin of Error (+/-)	% of NHW By Age
<b>Total:</b>	<b>1,272</b>	<b>325</b>	<b>100.0%</b>	<b>5,963</b>	<b>494</b>	<b>100.0%</b>
Income in the past 12 months below poverty level:	345	217	27.1%	788	251	13.2%
<b>Under 18 years</b>	183	NC	38.2%	183	NC	11.6%
<b>18 to 64 years</b>	151	102	21.3%	515	170	14.2%
<b>65 years and over</b>	11	NC	13.3%	90	NC	11.6%
Income in the past 12 months at or above poverty level:	927	251	72.9%	5,175	467	86.8%
<b>Under 18 years</b>	296	NC	61.8%	1,389	NC	88.4%
<b>18 to 64 years</b>	559	152	78.7%	3,103	316	85.8%
<b>65 years and over</b>	72	NC	86.7%	683	NC	88.4%

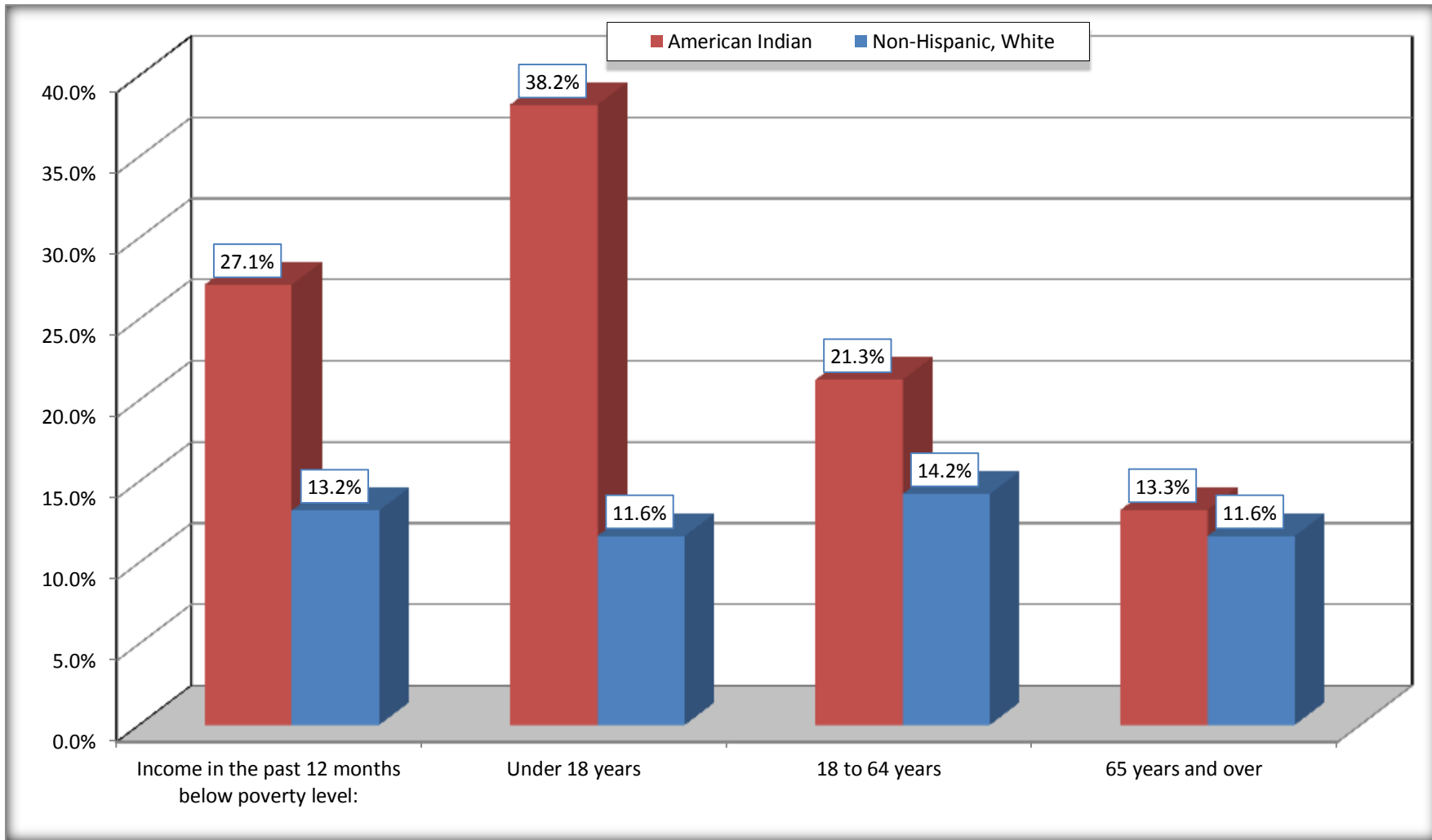
Source: U.S. Census Bureau, 2008-2012 American Community Survey

For information on confidentiality protection, sampling error, nonsampling error, and definitions, see Survey Methodology.

<http://www.census.gov/acs/www/UseData/index.htm>

# Population Below Poverty in the Past 12 Months

## Skiatook town, Oklahoma



Source: B17020 POVERTY STATUS IN THE PAST 12 MONTHS BY AGE - Universe: POPULATION FOR WHOM POVERTY STATUS IS DETERMINED  
Data Set: 2008-2012 American Community Survey 5-Year Estimates

**B19001. HOUSEHOLD INCOME IN THE PAST 12 MONTHS (in 2012 inflation-adjusted dollars)**

Data Set: 2008-2012 American Community Survey 5-Year Estimates

	Skiatook town, Oklahoma					
	American Indian	Margin of Error (+/-)	% of Am. Ind. Total	White, Not Hispanic	Margin of Error (+/-)	% of NHW Total
<b>Total:</b>	<b>401</b>	<b>121</b>	<b>100.0%</b>	<b>2,419</b>	<b>185</b>	<b>100.0%</b>
Less than \$ 10,000	21	26	5.2%	274	136	11.3%
\$ 10,000 to \$ 14,999	74	69	18.5%	103	72	4.3%
<b>\$ 15,000 to \$ 24,999</b>	55	NC	13.7%	289	NC	11.9%
<b>\$ 25,000 to \$ 34,999</b>	123	NC	30.7%	319	NC	13.2%
<b>\$ 35,000 to \$ 49,999</b>	52	NC	13.0%	226	NC	9.3%
<b>\$ 50,000 to \$ 74,999</b>	43	NC	10.7%	592	NC	24.5%
\$ 75,000 to \$ 99,999	11	16	2.7%	387	130	16.0%
<b>\$ 100,000 to \$ 149,999</b>	7	NC	1.7%	94	NC	3.9%
\$ 150,000 to \$ 199,999	15	22	3.7%	101	58	4.2%
\$ 200,000 or more	0	15	0.0%	34	34	1.4%

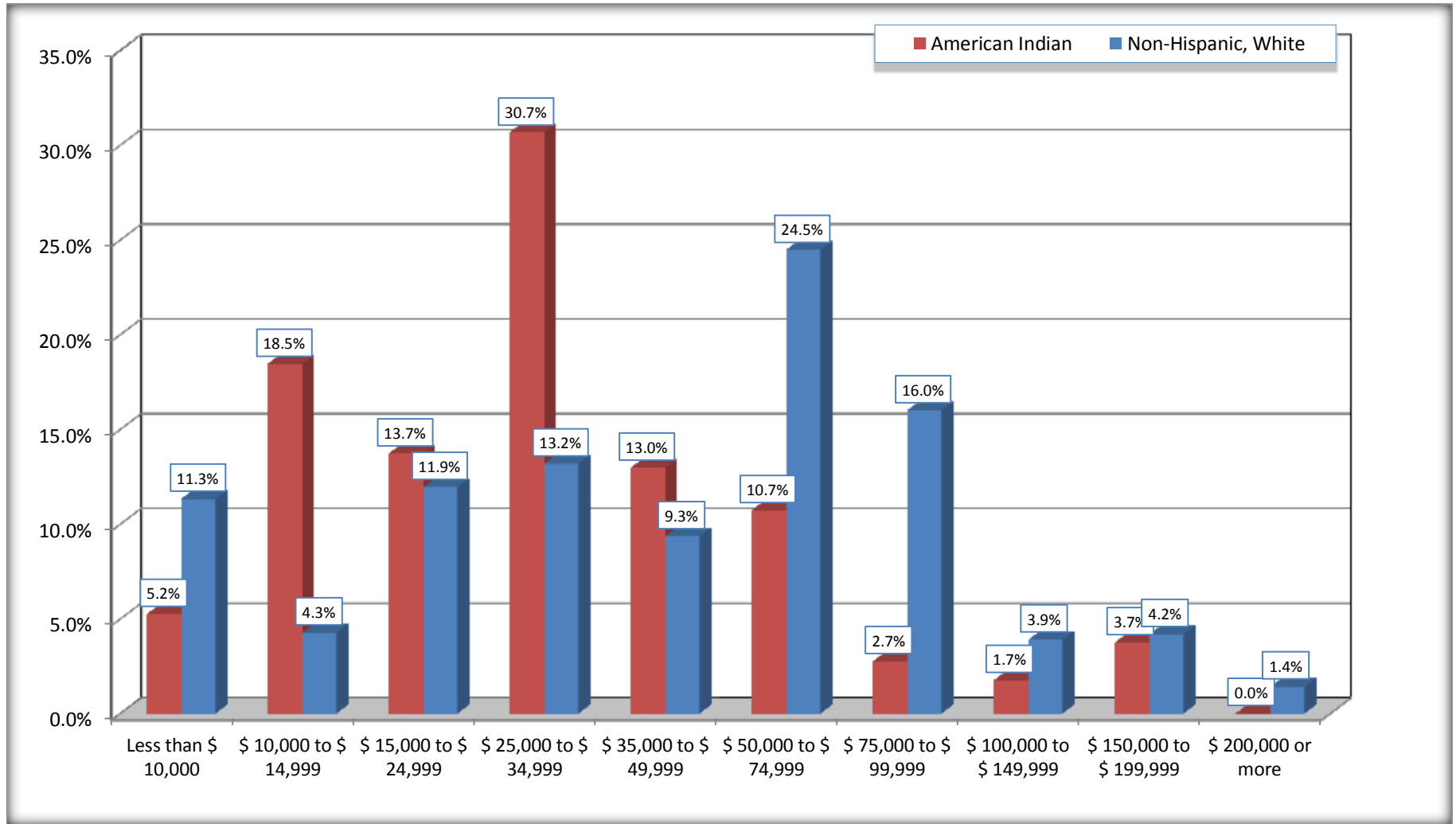
Source: U.S. Census Bureau, 2008-2012 American Community Survey

For information on confidentiality protection, sampling error, nonsampling error, and definitions, see Survey Methodology.

<http://www.census.gov/acs/www/UseData/index.htm>

# Household Income in the Past 12 Months

## Skiatook town, Oklahoma



Source: B19001. HOUSEHOLD INCOME IN THE PAST 12 MONTHS (in 2012 inflation-adjusted dollars)  
Data Set: 2008-2012 American Community Survey 5-Year Estimates

**B19013. MEDIAN HOUSEHOLD INCOME IN THE PAST 12 MONTHS (in 2012 inflation-adjusted dollars)**

Data Set: 2008-2012 American Community Survey 5-Year Estimates

	<b>Skiatook town, Oklahoma</b>			
	American Indian	Margin of Error (+/-)	White, Not Hispanic	Margin of Error (+/-)
Median household income in the past 12 months (in 2012 inflation-adjusted dollars)	\$ 33,008	\$ 2,398	\$ 49,890	\$ 10,261

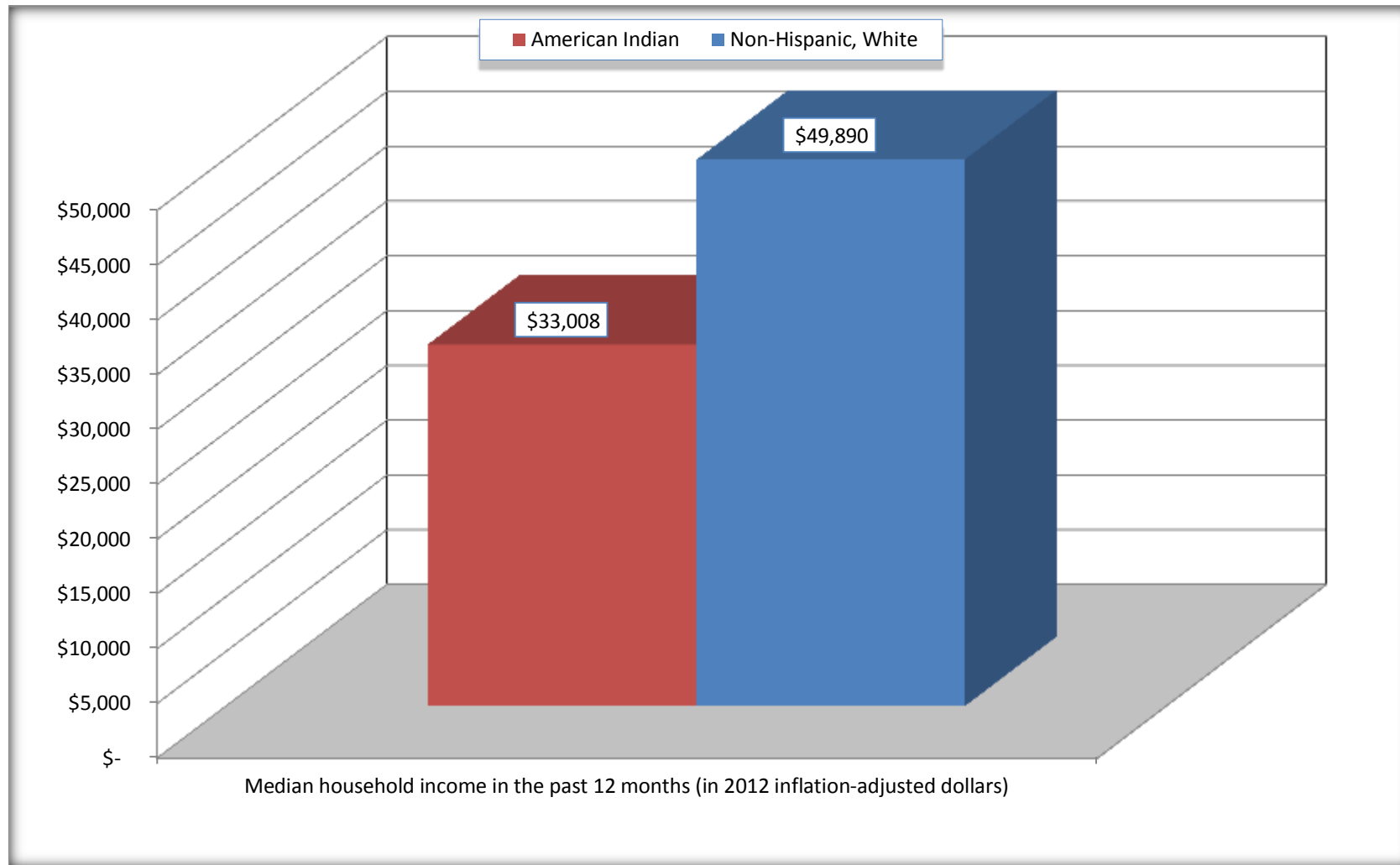
Source: U.S. Census Bureau, 2008-2012 American Community Survey

For information on confidentiality protection, sampling error, nonsampling error, and definitions, see Survey Methodology.  
<http://www.census.gov/acs/www/UseData/index.htm>



## Median Household Income in the Past 12 Months

### Skiatook town, Oklahoma



Source: B19013. MEDIAN HOUSEHOLD INCOME IN THE PAST 12 MONTHS (in 2012 inflation-adjusted dollars)  
Data Set: 2008-2012 American Community Survey 5-Year Estimates

**B19101. FAMILY INCOME IN THE PAST 12 MONTHS (in 2012 inflation-adjusted dollars)**

Data Set: 2008-2012 American Community Survey 5-Year Estimates

	Skiatook town, Oklahoma					
	American Indian	Margin of Error (+/-)	% of Am. Ind. Total	White, Not Hispanic	Margin of Error (+/-)	% of NHW Total
<b>Total:</b>	<b>243</b>	<b>97</b>	<b>100.0%</b>	<b>1,604</b>	<b>152</b>	<b>100.0%</b>
Less than \$ 10,000	10	17	4.1%	55	40	3.4%
\$ 10,000 to \$ 14,999	57	67	23.5%	10	18	0.6%
<b>\$ 15,000 to \$ 24,999</b>	<b>27</b>	<b>NC</b>	<b>11.1%</b>	<b>102</b>	<b>NC</b>	<b>6.4%</b>
<b>\$ 25,000 to \$ 34,999</b>	<b>32</b>	<b>NC</b>	<b>13.2%</b>	<b>251</b>	<b>NC</b>	<b>15.6%</b>
<b>\$ 35,000 to \$ 49,999</b>	<b>41</b>	<b>NC</b>	<b>16.9%</b>	<b>173</b>	<b>NC</b>	<b>10.8%</b>
<b>\$ 50,000 to \$ 74,999</b>	<b>43</b>	<b>NC</b>	<b>17.7%</b>	<b>424</b>	<b>NC</b>	<b>26.4%</b>
<b>\$ 100,000 to \$ 149,999</b>	<b>7</b>	<b>NC</b>	<b>2.9%</b>	<b>119</b>	<b>NC</b>	<b>7.4%</b>
\$ 150,000 to \$ 199,999	15	22	6.2%	76	50	4.7%
\$ 200,000 or more	0	15	0.0%	34	34	2.1%

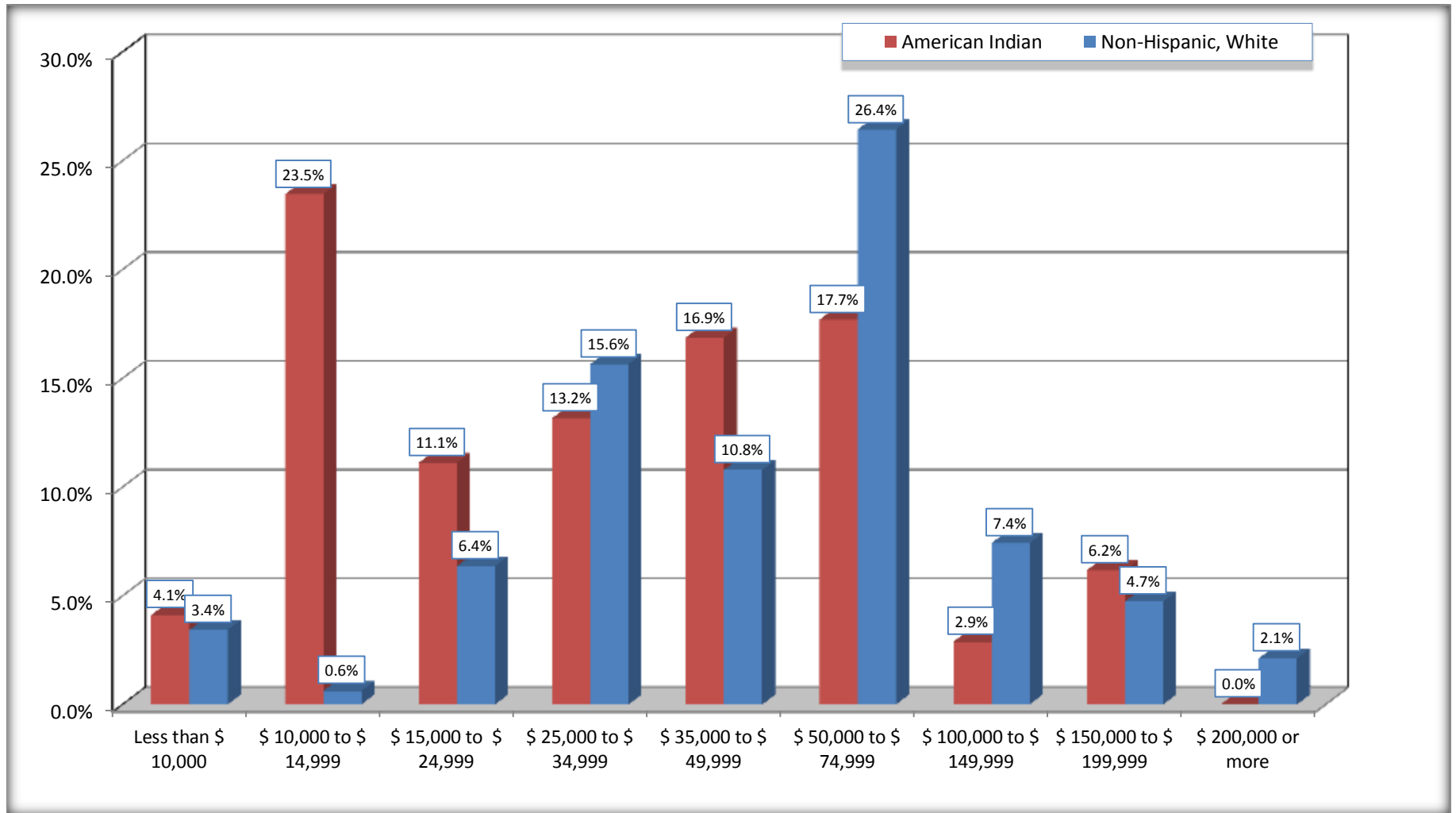
Source: U.S. Census Bureau, 2008-2012 American Community Survey

For information on confidentiality protection, sampling error, nonsampling error, and definitions, see Survey Methodology.

<http://www.census.gov/acs/www/UseData/index.htm>

# Family Income in the Past 12 Months

## Skiatook town, Oklahoma



Source: B19101. FAMILY INCOME IN THE PAST 12 MONTHS (in 2012 inflation-adjusted dollars)  
Data Set: 2008-2012 American Community Survey 5-Year Estimates

**B19113. MEDIAN FAMILY INCOME IN THE PAST 12 MONTHS (in 2012 inflation-adjusted dollars)**

Data Set: 2008-2012 American Community Survey 5-Year Estimates

	<b>Skiatook town, Oklahoma</b>			
	American Indian	Margin of Error (+/-)	White, Not Hispanic	Margin of Error (+/-)
Median family income in the past 12 months (in 2012 inflation-adjusted dollars)	\$ 32,050	\$ 24,807	\$ 58,952	\$ 8,947

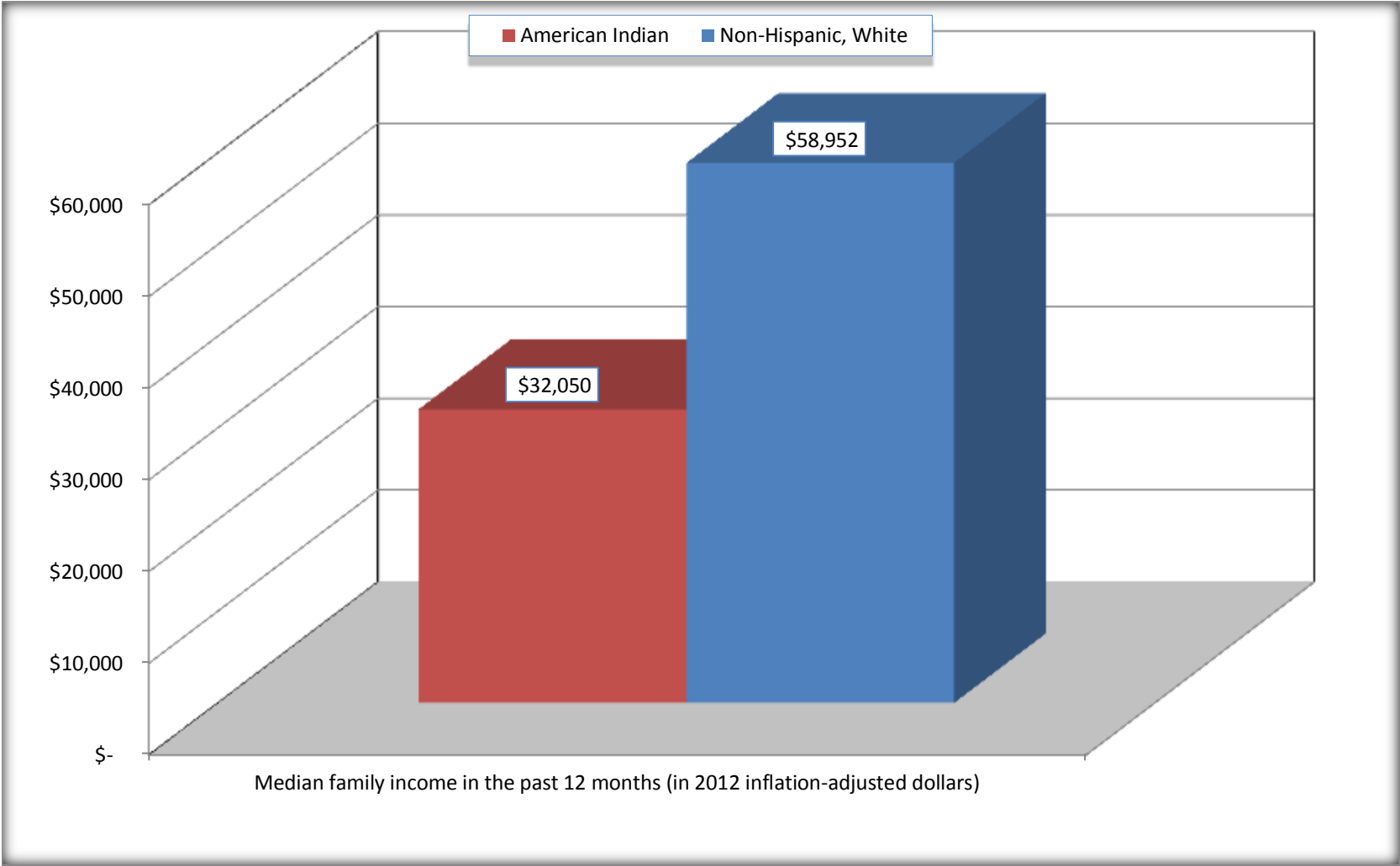
Source: U.S. Census Bureau, 2008-2012 American Community Survey

For information on confidentiality protection, sampling error, nonsampling error, and definitions, see Survey Methodology.

<http://www.census.gov/acs/www/UseData/index.htm>

# Median Family Income in the Past 12 Months

## Skiatook town, Oklahoma



Source: B19113. MEDIAN FAMILY INCOME IN THE PAST 12 MONTHS (in 2012 inflation-adjusted dollars)  
Data Set: 2008-2012 American Community Survey 5-Year Estimates

**B19202. MEDIAN NONFAMILY HOUSEHOLD INCOME IN THE PAST 12 MONTHS (in 2012 inflation-adjusted dollars)**

Data Set: 2008-2012 American Community Survey 5-Year Estimates

	<b>Skiatook town, Oklahoma</b>			
	American Indian	Margin of Error (+/-)	White, Not Hispanic	Margin of Error (+/-)
Median nonfamily household income in the past 12 months (in 2012 inflation-adjusted dollars)	\$ 33,132	\$ 9,425	\$ 18,427	\$ 4,202

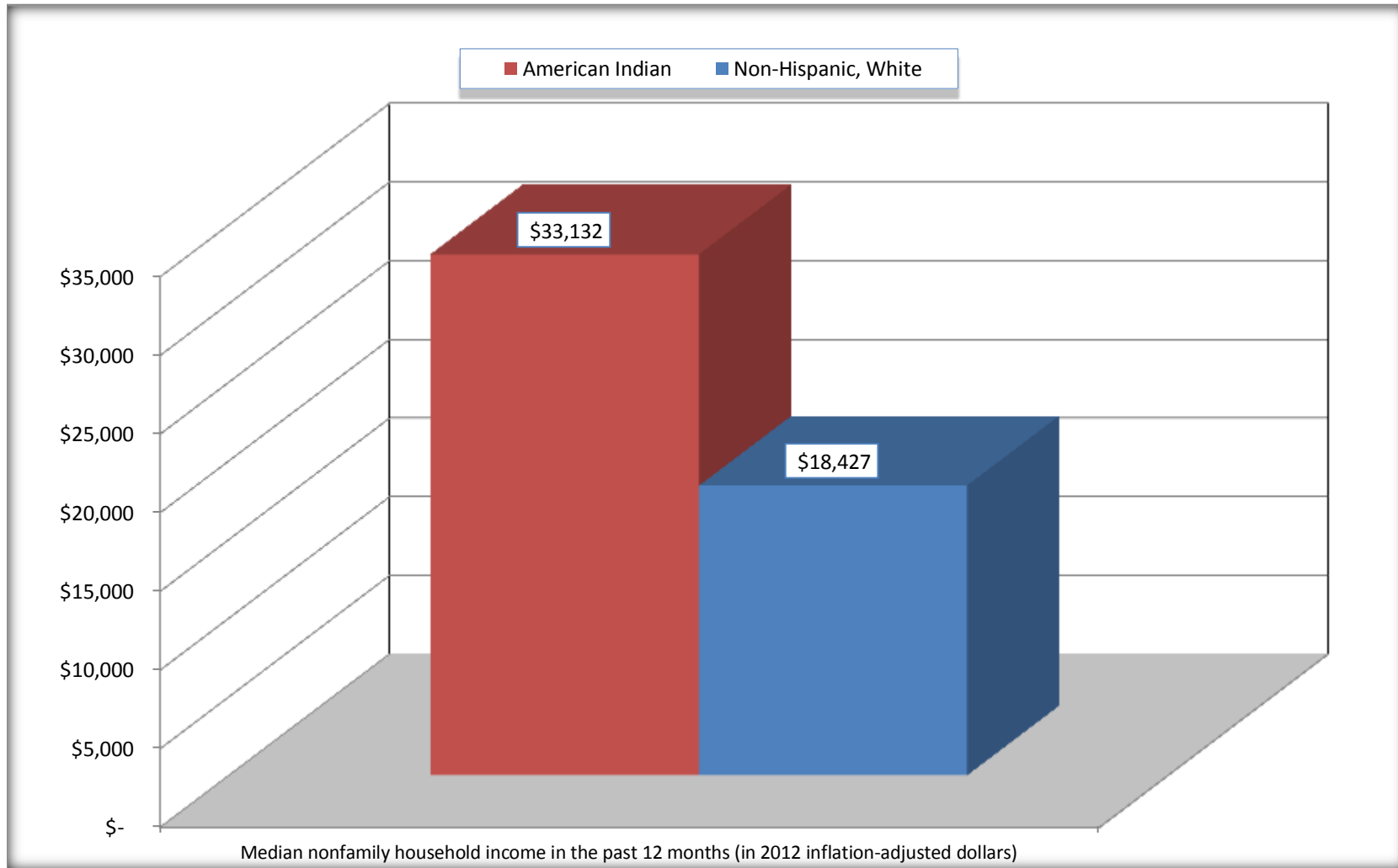
Source: U.S. Census Bureau, 2008-2012 American Community Survey

For information on confidentiality protection, sampling error, nonsampling error, and definitions, see Survey Methodology.

<http://www.census.gov/acs/www/UseData/index.htm>

# Median Non-Family Income in the Past 12 Months

## Skiatook town, Oklahoma



Source: B19202. MEDIAN NONFAMILY HOUSEHOLD INCOME IN THE PAST 12 MONTHS (in 2012 inflation-adjusted dollars)  
Data Set: 2008-2012 American Community Survey 5-Year Estimates

**B19301. PER CAPITA INCOME IN THE PAST 12 MONTHS (in 2012 inflation-adjusted dollars)**

Data Set: 2008-2012 American Community Survey 5-Year Estimates

	<b>Skiatook town, Oklahoma</b>			
	American Indian	Margin of Error (+/-)	White, Not Hispanic	Margin of Error (+/-)
Per capita income in the past 12 months (in 2012 inflation-adjusted dollars)	\$ 13,399	\$ 3,366	\$ 21,875	\$ 1,771

Source: U.S. Census Bureau, 2008-2012 American Community Survey

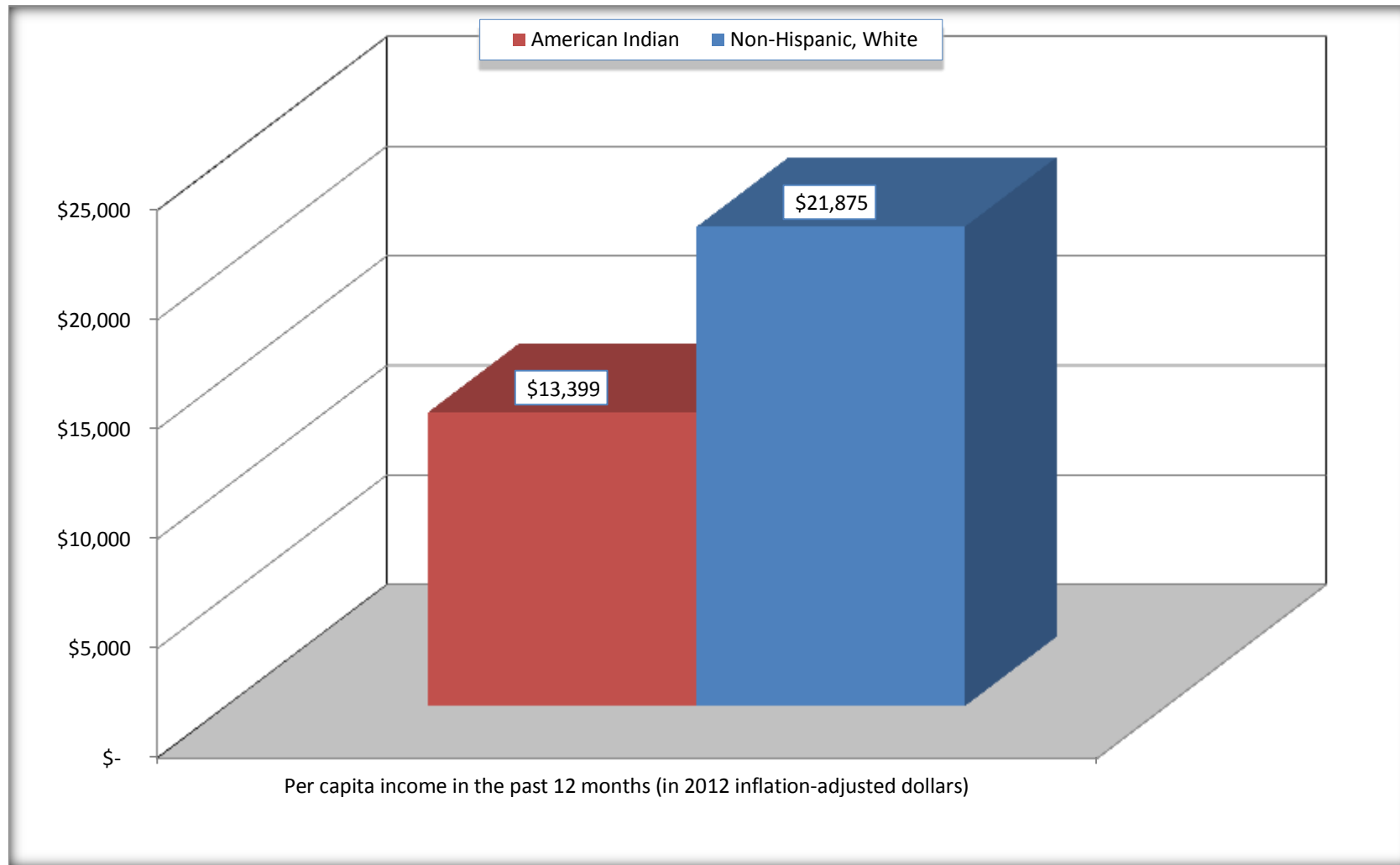
For information on confidentiality protection, sampling error, nonsampling error, and definitions, see Survey Methodology.

<http://www.census.gov/acs/www/UseData/index.htm>



## Per capita Income in the Past 12 Months

### Skiatook town, Oklahoma



Source: B19301. PER CAPITA INCOME IN THE PAST 12 MONTHS (in 2012 inflation-adjusted dollars)  
Data Set: 2008-2012 American Community Survey 5-Year Estimates

**B20017. MEDIAN EARNINGS IN THE PAST 12 MONTHS (in 2012 inflation-adjusted dollars) BY SEX BY WORK EXPERIENCE IN THE PAST 12 MONTHS FOR THE POPULATION 16 YEARS AND OVER WITH EARNINGS IN THE PAST 12 MONTHS**

Data Set: 2008-2012 American Community Survey 5-Year Estimates

	Skiatook town, Oklahoma			
	American Indian	Margin of Error (+/-)	White, Not Hispanic	Margin of Error (+/-)
Median earnings in the past 12 months (in 2012 inflation-adjusted dollars) --				
Total:	\$ 17,020	\$ 5,441	\$ 27,098	\$ 6,015
Male --				
Total	\$ 32,623	\$ 16,946	\$ 44,535	\$ 5,865
Worked full-time, year-round in the past 12 months	\$ 33,832	\$ 4,635	\$ 50,167	\$ 4,871
Other	\$ 4,702	\$ 6,784	\$ 12,750	\$ 7,189
Female --				
Total	\$ 13,854	\$ 2,200	\$ 16,696	\$ 2,762
Worked full-time, year-round in the past 12 months	\$ 30,625	\$ 4,604	\$ 27,128	\$ 5,935
Other	\$ 12,545	\$ 7,785	\$ 5,986	\$ 2,988

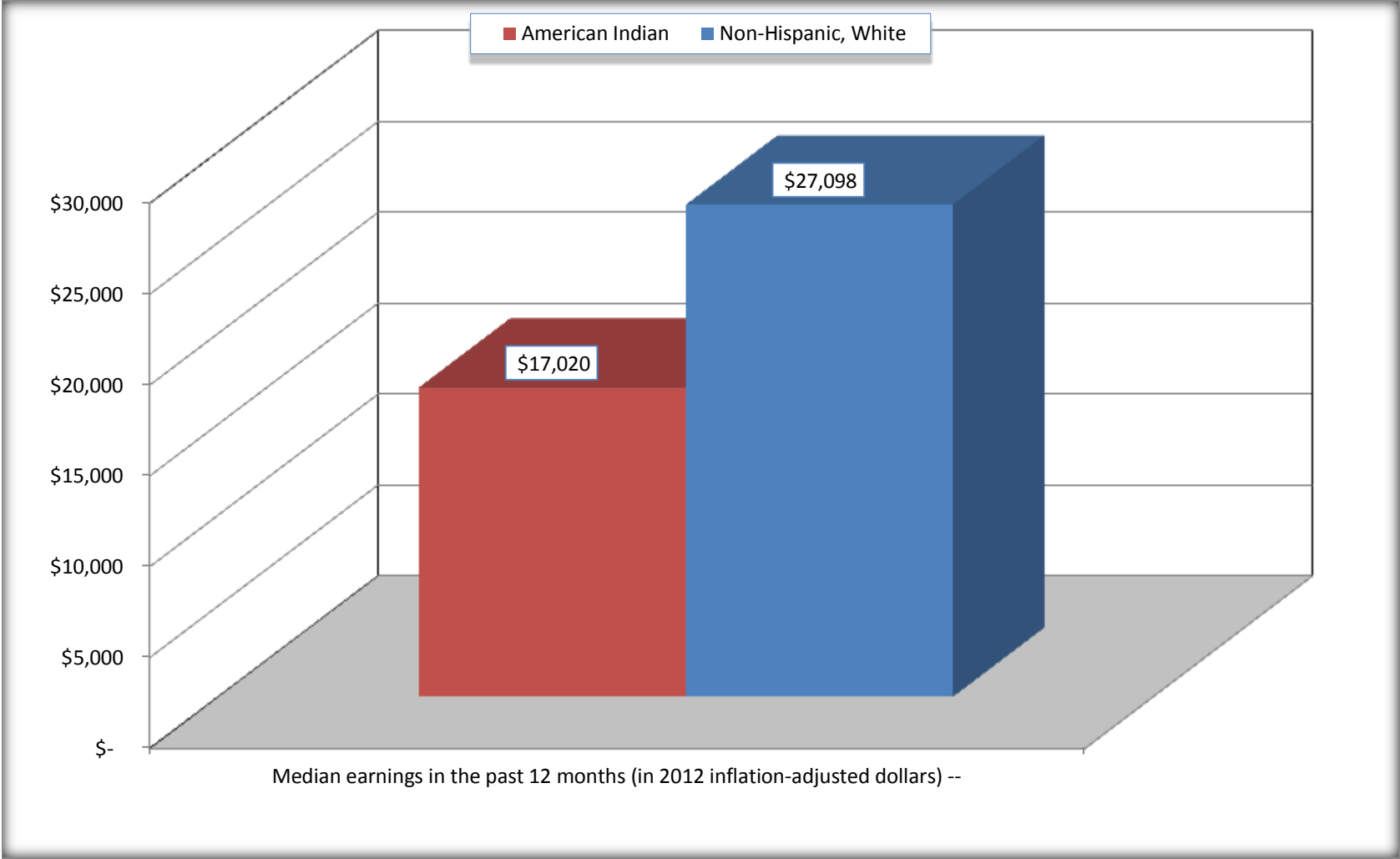
Source: U.S. Census Bureau, 2008-2012 American Community Survey

For information on confidentiality protection, sampling error, nonsampling error, and definitions, see Survey Methodology.

<http://www.census.gov/acs/www/UseData/index.htm>

# Median earnings in the Past 12 Months (16 Years and Over with Earnings)

## Skiatook town, Oklahoma



Source: B20017. MEDIAN EARNINGS IN THE PAST 12 MONTHS (in 2012 inflation-adjusted dollars) BY SEX BY WORK EXPERIENCE IN THE PAST 12 MONTHS FOR THE POPULATION 16 YEARS AND OVER WITH EARNINGS IN THE PAST 12 MONTHS  
Data Set: 2008-2012 American Community Survey 5-Year Estimates

**B20005. SEX BY WORK EXPERIENCE IN THE PAST 12 MONTHS BY EARNINGS IN THE PAST 12 MONTHS (in 2012 inflation-adjusted dollars)  
FOR THE POPULATION 16 YEARS AND OVER**

Data Set: 2008-2012 American Community Survey 5-Year Estimates

	Skiatook town, Oklahoma					
	American Indian	Margin of Error (+/-)	% of Am. Ind. Total	White, Not Hispanic	Margin of Error (+/-)	% of NHW Total
<b>Total:</b>	<b>821</b>	<b>190</b>	<b>100.0%</b>	<b>4,617</b>	<b>360</b>	<b>100.0%</b>
Worked full-time, year-round in the past 12 months:	365	NC	44.5%	2,098	NC	45.4%
No earnings	0	NC	0.0%	0	NC	0.0%
With earnings:	365	NC	44.5%	2,098	NC	45.4%
\$ 1 to \$ 9,999 or loss	0	NC	0.0%	45	NC	1.0%
\$ 10,000 to \$ 19,999	64	NC	7.8%	255	NC	5.5%
\$ 20,000 to \$ 29,999	66	NC	8.0%	376	NC	8.1%
\$ 30,000 to \$ 49,999	211	NC	25.7%	660	NC	14.3%
\$ 50,000 to \$ 74,999	9	NC	1.1%	465	NC	10.1%
\$ 75,000 or more	15	NC	1.8%	297	NC	6.4%
Other:	456	NC	55.5%	2,519	NC	54.6%
No earnings	154	NC	18.8%	1,546	NC	33.5%
With earnings: less than full time, year-round	302	NC	36.8%	973	NC	21.1%
Male:	395	114	48.1%	2,162	225	46.8%
Worked full-time, year-round in the past 12 months:	277	113	33.7%	1,284	181	27.8%
No earnings	0	15	0.0%	0	15	0.0%
With earnings:	277	113	33.7%	1,284	181	27.8%
\$ 1 to \$ 9,999 or loss	0	NC	0.0%	25	NC	0.5%
\$ 10,000 to \$ 19,999	55	NC	6.7%	53	NC	1.1%
\$ 20,000 to \$ 29,999	42	NC	5.1%	177	NC	3.8%
\$ 30,000 to \$ 49,999	156	NC	19.0%	378	NC	8.2%
\$ 50,000 to \$ 74,999	9	NC	1.1%	405	NC	8.8%
\$ 75,000 or more	15	NC	1.8%	246	NC	5.3%

	Skiatook town, Oklahoma					
	American Indian	Margin of Error (+/-)	% of Am. Ind. Total	White, Not Hispanic	Margin of Error (+/-)	% of NHW Total
Other:	118	63	14.4%	878	176	19.0%
No earnings	59	43	7.2%	577	164	12.5%
With earnings:	59	50	7.2%	301	96	6.5%
Female:	426	140	51.9%	2,455	247	53.2%
Worked full-time, year-round in the past 12 months:	88	56	10.7%	814	160	17.6%
No earnings	0	15	0.0%	0	15	0.0%
With earnings:	88	56	10.7%	814	160	17.6%
\$ 1 to \$ 9,999 or less	0	NC	0.0%	20	NC	0.4%
\$ 10,000 to \$ 19,999	9	NC	1.1%	202	NC	4.4%
\$ 20,000 to \$ 29,999	24	NC	2.9%	199	NC	4.3%
\$ 30,000 to \$ 49,999	55	NC	6.7%	282	NC	6.1%
\$ 50,000 to \$ 74,999	0	NC	0.0%	60	NC	1.3%
\$ 75,000 or more	0	NC	0.0%	51	NC	1.1%
Other:	338	122	41.2%	1,641	222	35.5%
No earnings	95	56	11.6%	969	172	21.0%
With earnings:	243	108	29.6%	672	193	14.6%

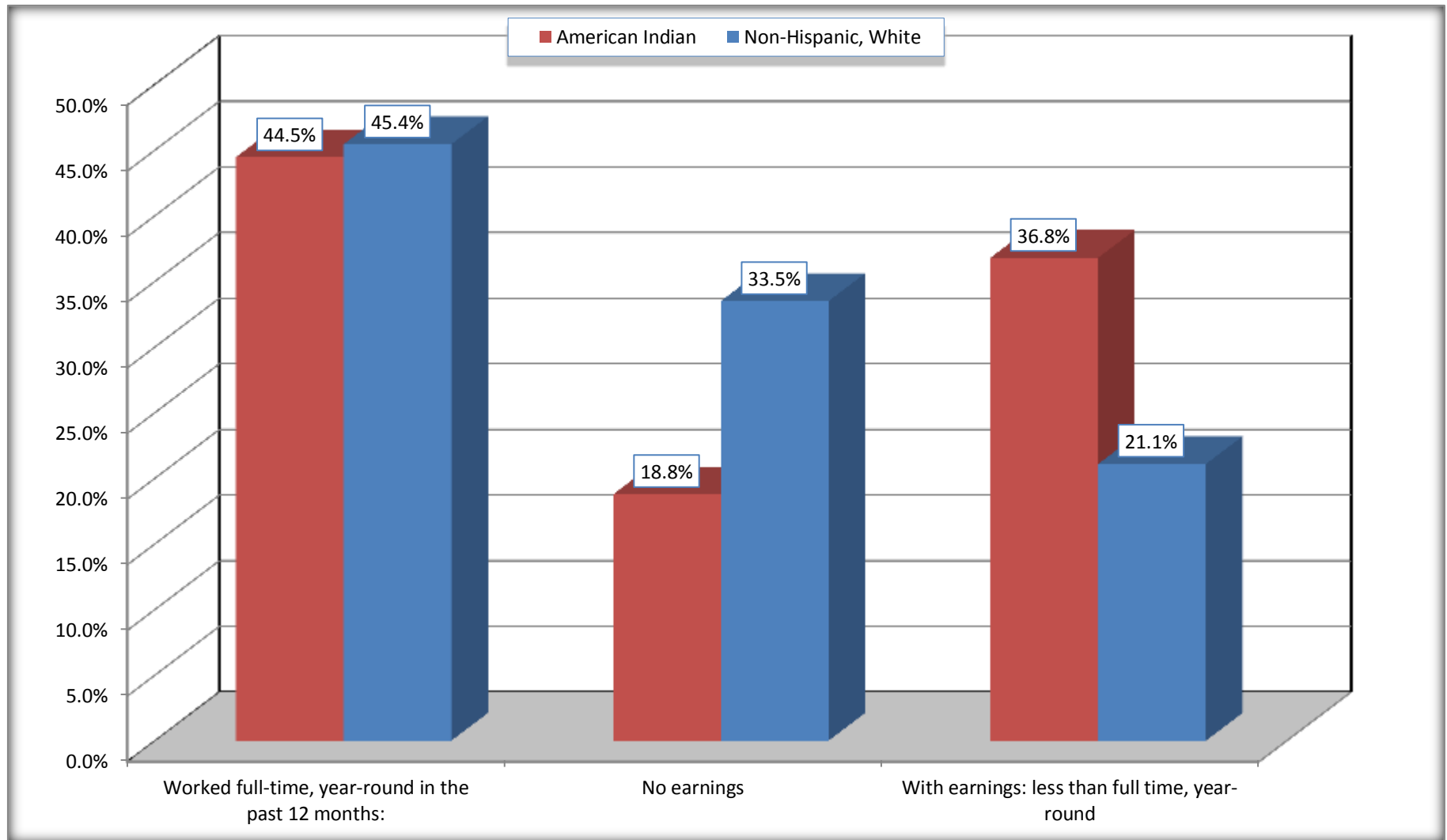
Source: U.S. Census Bureau, 2008-2012 American Community Survey

For information on confidentiality protection, sampling error, nonsampling error, and definitions, see Survey Methodology.

<http://www.census.gov/acs/www/UseData/index.htm>

# Employment and Earnings in in the Past 12 Months (16 Years and Over)

## Skiatook town, Oklahoma



Source: B20005. SEX BY WORK EXPERIENCE IN THE PAST 12 MONTHS BY EARNINGS IN THE PAST 12 MONTHS (in 2012 inflation-adjusted dollars) FOR THE POPULATION 16 YEARS AND OVER

Data Set: 2008-2012 American Community Survey 5-Year Estimates

**C21001. SEX BY AGE BY VETERAN STATUS FOR THE CIVILIAN POPULATION 18 YEARS AND OVER**

Data Set: 2008-2012 American Community Survey 5-Year Estimates

	Skiatook town, Oklahoma					
	American Indian	Margin of Error (+/-)	% of Am. Ind. Total	White, Not Hispanic	Margin of Error (+/-)	% of NHW Total
<b>Total:</b>	<b>797</b>	<b>187</b>	<b>100.0%</b>	<b>4,420</b>	<b>320</b>	<b>100.0%</b>
Veteran	57	NC	7.2%	539	NC	12.2%
Nonveteran	740	NC	92.8%	3,881	NC	87.8%
Male:	388	112	48.7%	2,093	215	47.4%
18 to 64 years:	355	107	44.5%	1,705	219	38.6%
Veteran	38	35	4.8%	245	77	5.5%
Nonveteran	317	105	39.8%	1,460	216	33.0%
65 years and over:	33	30	4.1%	388	87	8.8%
Veteran	19	23	2.4%	272	90	6.2%
Nonveteran	14	21	1.8%	116	60	2.6%
Female:	409	138	51.3%	2,327	212	52.6%
18 to 64 years:	357	123	44.8%	1,914	220	43.3%
Veteran	0	15	0.0%	22	25	0.5%
Nonveteran	357	123	44.8%	1,892	210	42.8%
65 years and over:	52	35	6.5%	413	91	9.3%
Veteran	0	15	0.0%	0	15	0.0%
Nonveteran	52	35	6.5%	413	91	9.3%

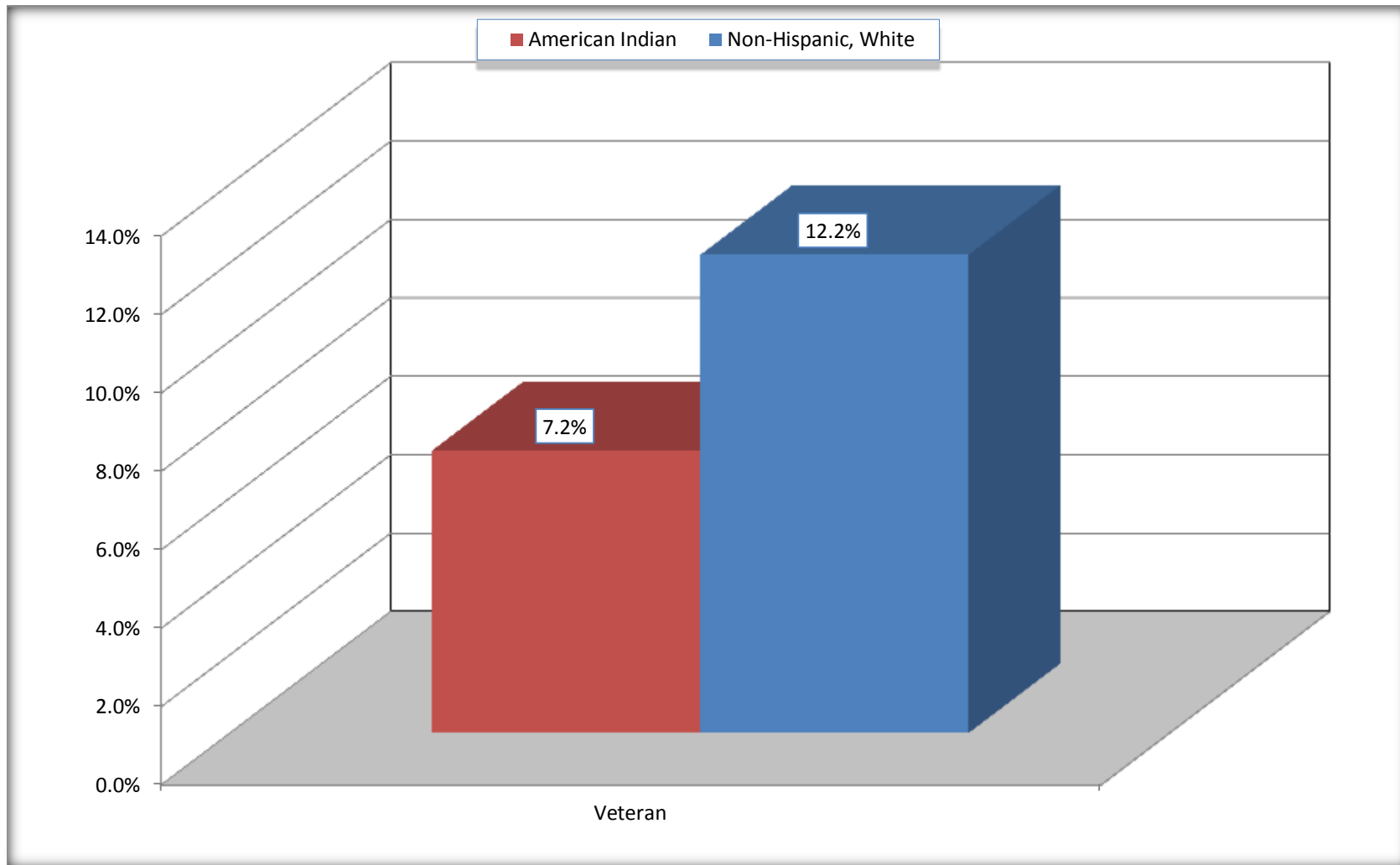
Source: U.S. Census Bureau, 2008-2012 American Community Survey

For information on confidentiality protection, sampling error, nonsampling error, and definitions, see Survey Methodology.

<http://www.census.gov/acs/www/UseData/index.htm>

# Veterans in the Civilian Population 18 Years and Over

## Skiatook town, Oklahoma



Source: C21001. SEX BY AGE BY VETERAN STATUS FOR THE CIVILIAN POPULATION 18 YEARS AND OVER  
Data Set: 2008-2012 American Community Survey 5-Year Estimates



**B22005. RECEIPT OF FOOD STAMPS/SNAP IN THE PAST 12 MONTHS BY RACE OF HOUSEHOLDER**

Data Set: 2008-2012 American Community Survey 5-Year Estimates

	Skiatook town, Oklahoma					
	American Indian	Margin of Error (+/-)	% of Am. Ind. Total	White, Not Hispanic	Margin of Error (+/-)	% of NHW Total
<b>Total:</b>	<b>401</b>	<b>121</b>	<b>100.0%</b>	<b>2,419</b>	<b>185</b>	<b>100.0%</b>
HH received Food Stamps/SNAP in the past 12 months	27	26	6.7%	386	139	16.0%
HH did not receive Food Stamps/SNAP in the past 12 months	374	117	93.3%	2,033	202	84.0%

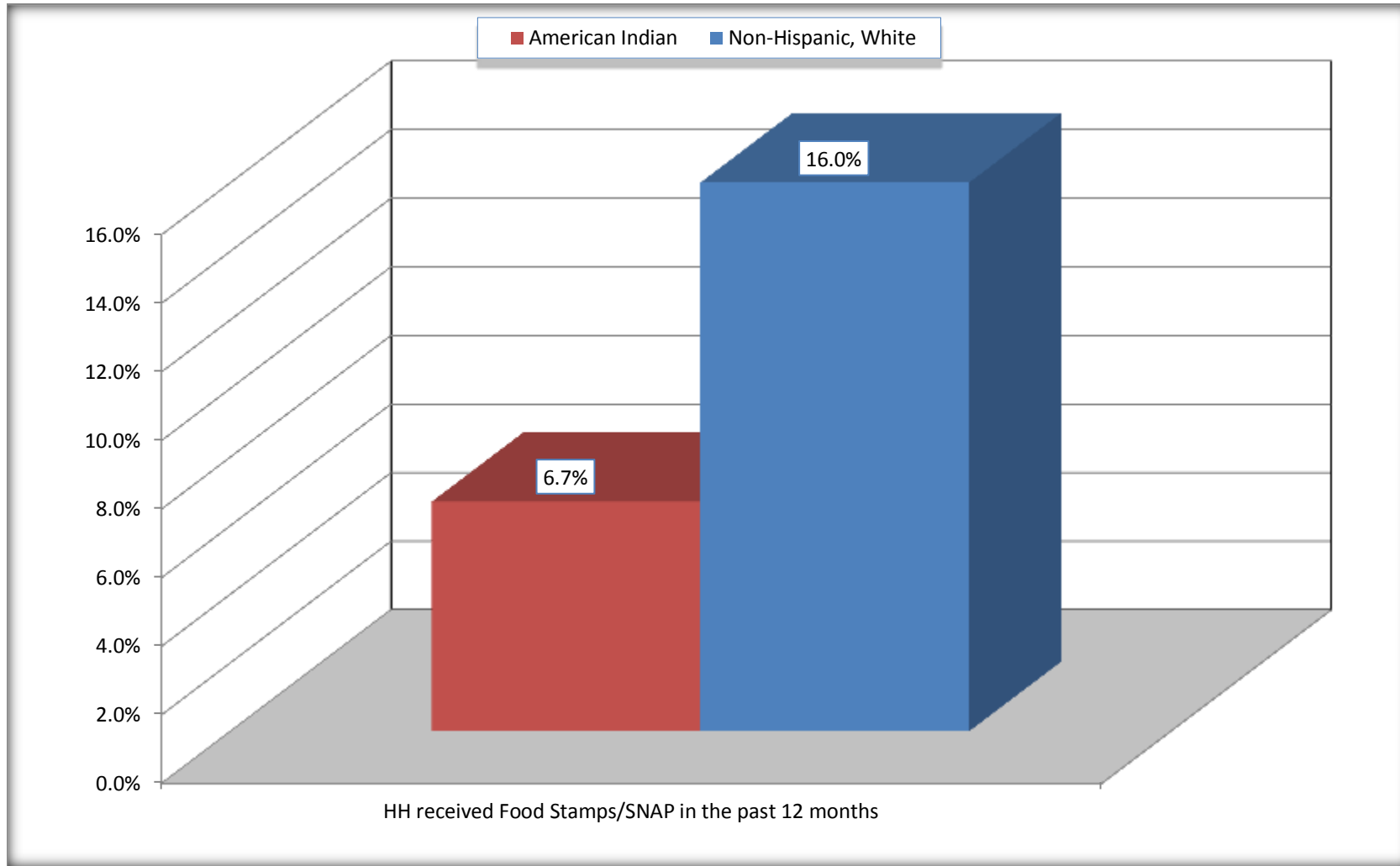
Source: U.S. Census Bureau, 2008-2012 American Community Survey

For information on confidentiality protection, sampling error, nonsampling error, and definitions, see Survey Methodology.

<http://www.census.gov/acs/www/UseData/index.htm>

# Receipt of Food Stamps/SNAP in the Past 12 Months by Household

## Skiatook town, Oklahoma



Source: B22005. RECEIPT OF FOOD STAMPS/SNAP IN THE PAST 12 MONTHS BY RACE OF HOUSEHOLDER  
Data Set: 2008-2012 American Community Survey 5-Year Estimates

**C23002. SEX BY AGE BY EMPLOYMENT STATUS FOR THE POPULATION 16 YEARS AND OVER**

Data Set: 2008-2012 American Community Survey 5-Year Estimates

	Skiatook town, Oklahoma					
	American Indian	Margin of Error (+/-)	% of Am. Ind. Total	White, Not Hispanic	Margin of Error (+/-)	% of NHW Total
<b>Total:</b>	<b>821</b>	<b>190</b>	<b>100.0%</b>	<b>4,617</b>	<b>360</b>	<b>100.0%</b>
In labor force:	569	NC	69.3%	3,005	NC	65.1%
In Armed Forces	0	NC	0.0%	0	NC	0.0%
Civilian:	554	NC	67.5%	2,893	NC	62.7%
Employed	569	NC	69.3%	2,800	NC	60.6%
Unemployed	0	NC	0.0%	205	NC	4.4%
Not in labor force	252	NC	30.7%	1,612	NC	34.9%
Male:	395	114	48.1%	2,162	225	46.8%
16 to 64 years:	362	109	44.1%	1,774	228	38.4%
In labor force:	321	109	39.1%	1,515	203	32.8%
In Armed Forces	0	15	0.0%	0	15	0.0%
Civilian:	321	109	39.1%	1,515	203	32.8%
Employed	321	109	39.1%	1,433	192	31.0%
Unemployed	0	15	0.0%	82	68	1.8%
Not in labor force	41	39	5.0%	259	135	5.6%
65 years and over:	33	30	4.0%	388	87	8.4%
In labor force:	15	22	1.8%	60	57	1.3%
Employed	15	22	1.8%	52	55	1.1%
Unemployed	0	15	0.0%	8	13	0.2%
Not in labor force	18	22	2.2%	328	82	7.1%

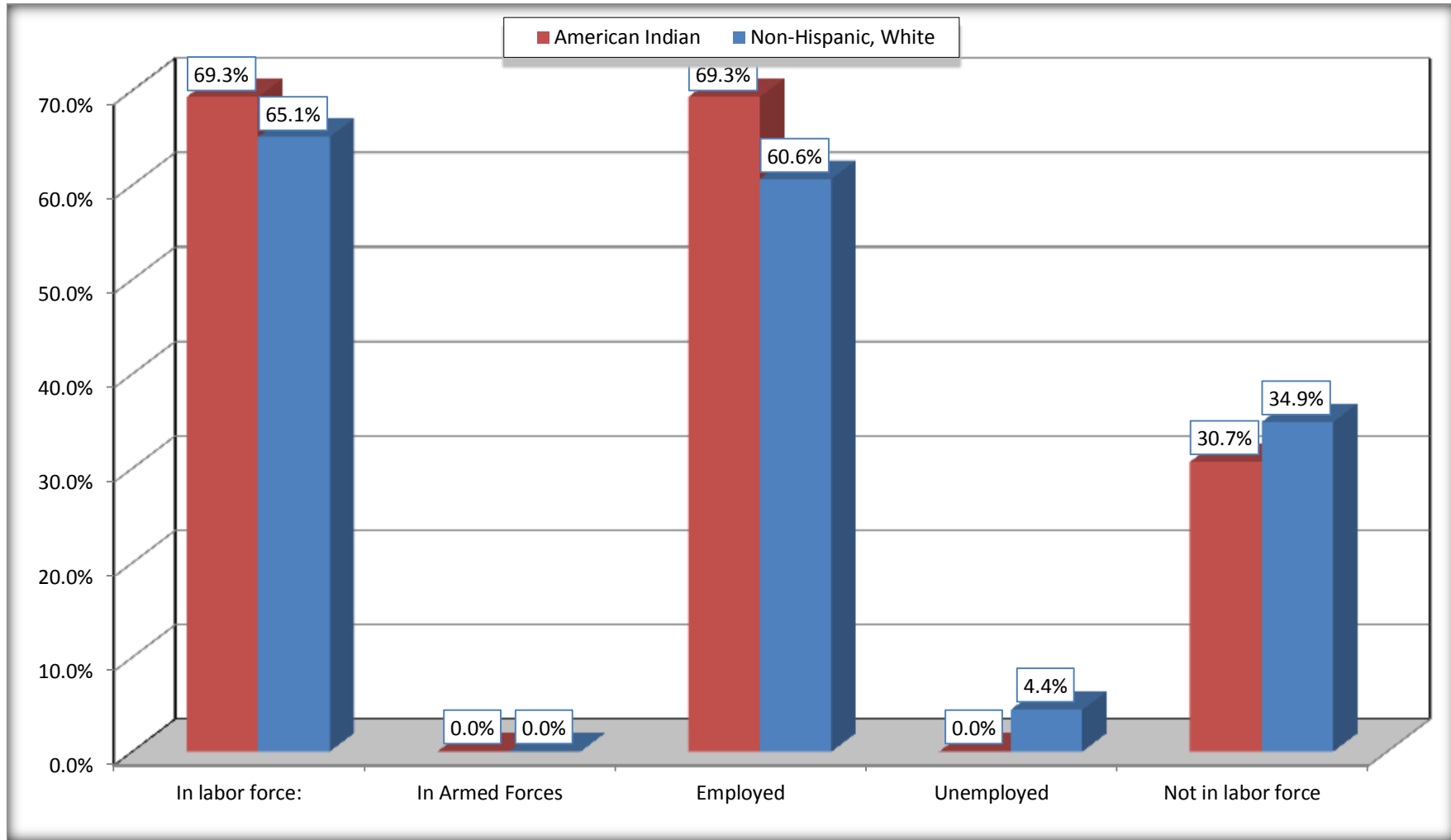
	Skiatook town, Oklahoma					
	American Indian	Margin of Error (+/-)	% of Am. Ind. Total	White, Not Hispanic	Margin of Error (+/-)	% of NHW Total
Female:	426	140	51.9%	2,455	247	53.2%
16 to 64 years:	374	125	45.6%	2,042	254	44.2%
In labor force:	233	121	28.4%	1,378	251	29.8%
In Armed Forces	0	15	0.0%	0	15	0.0%
Civilian:	233	121	28.4%	1,378	251	29.8%
Employed	233	121	28.4%	1,263	228	27.4%
Unemployed	0	15	0.0%	115	75	2.5%
Not in labor force	141	75	17.2%	664	164	14.4%
65 years and over:	52	35	6.3%	413	91	8.9%
In labor force:	0	15	0.0%	52	29	1.1%
Employed	0	15	0.0%	52	29	1.1%
Unemployed	0	15	0.0%	0	15	0.0%
Not in labor force	52	35	6.3%	361	93	7.8%

Source: U.S. Census Bureau, 2008-2012 American Community Survey

For information on confidentiality protection, sampling error, nonsampling error, and definitions, see Survey Methodology.  
<http://www.census.gov/acs/www/UseData/index.htm>

# Employment Status for the Population 16 years and over

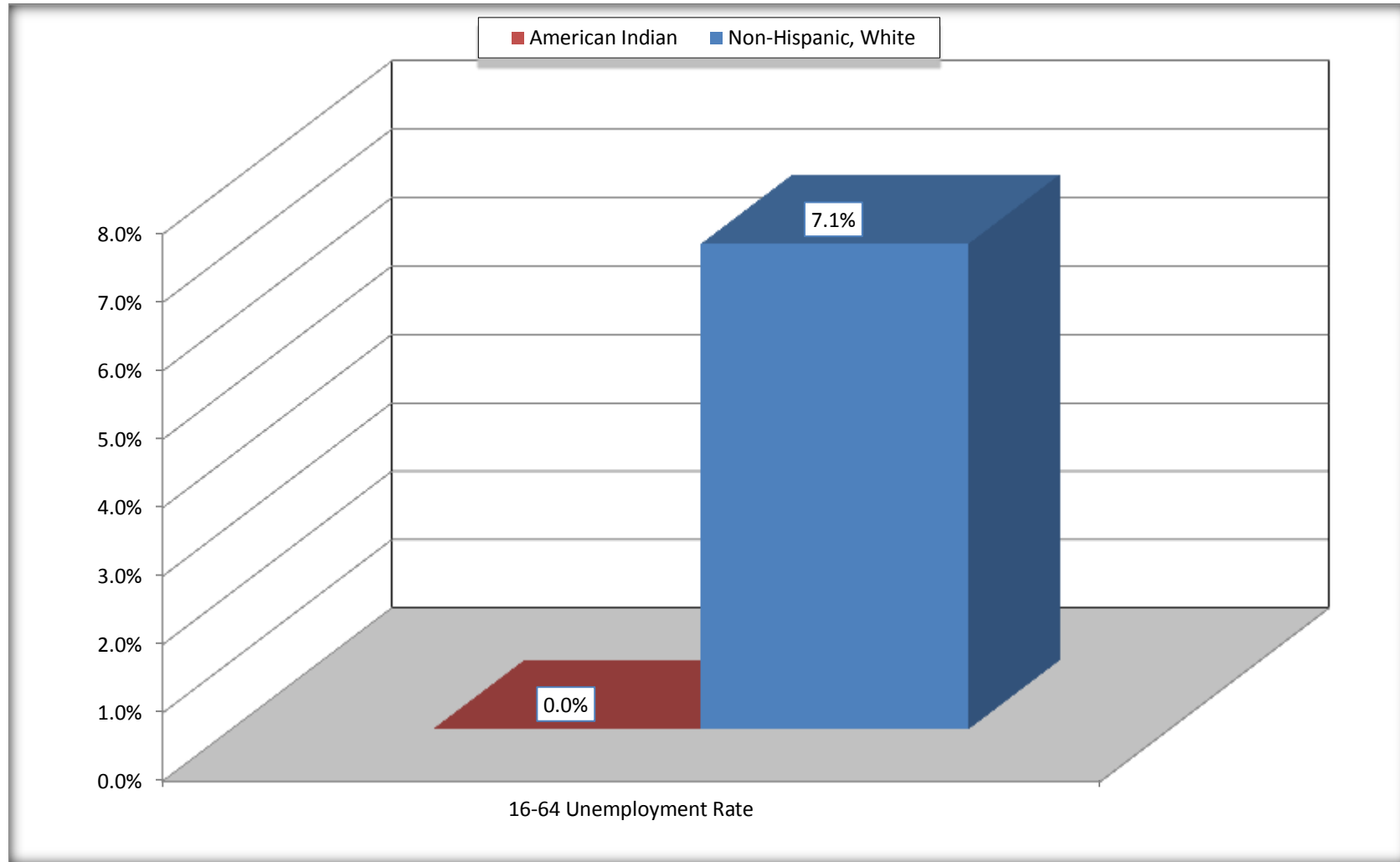
## Skiatook town, Oklahoma



Source: C23002. SEX BY AGE BY EMPLOYMENT STATUS FOR THE POPULATION 16 YEARS AND OVER  
Data Set: 2008-2012 American Community Survey 5-Year Estimates

# Unemployment of Working Age Population (Ages 16 to 64) (As a Percent of 16-64 Civilian Labor Force)

## Skiatook town, Oklahoma



Source: C23002. SEX BY AGE BY EMPLOYMENT STATUS FOR THE POPULATION 16 YEARS AND OVER  
Data Set: 2008-2012 American Community Survey 5-Year Estimates

**C24010. SEX BY OCCUPATION FOR THE CIVILIAN EMPLOYED POPULATION 16 YEARS AND OVER**

Data Set: 2008-2012 American Community Survey 5-Year Estimates

	Skiatook town, Oklahoma					
	American Indian	Margin of Error (+/-)	% of Am. Ind. Total	White, Not Hispanic	Margin of Error (+/-)	% of NHW Total
<b>Total:</b>	<b>569</b>	<b>162</b>	<b>100.0%</b>	<b>2,800</b>	<b>323</b>	<b>100.0%</b>
Management, professional, and related occupations	67	NC	11.8%	640	NC	22.9%
Service occupations	124	NC	21.8%	588	NC	21.0%
Sales and office occupations	107	NC	18.8%	780	NC	27.9%
Natural resources, construction, and maintenance occupations:	91	NC	16.0%	297	NC	10.6%
Production, transportation, and material moving occupations	180	NC	31.6%	495	NC	17.7%
Male:	336	113	59.1%	1,485	197	53.0%
Management, business, science, and arts occupations:	22	25	3.9%	266	101	9.5%
Service occupations	11	18	1.9%	233	104	8.3%
Sales and office occupations	39	33	6.9%	237	101	8.5%
Natural resources, construction, and maintenance occupations:	91	65	16.0%	297	116	10.6%
Production, transportation, and material moving occupations	173	106	30.4%	452	157	16.1%
Female:	233	121	40.9%	1,315	229	47.0%
Management, professional, and related occupations	45	49	7.9%	374	110	13.4%
Service occupations	113	98	19.9%	355	152	12.7%
Sales and office occupations	68	48	12.0%	543	164	19.4%
Natural resources, construction, and maintenance occupations:	0	15	0.0%	0	15	0.0%
Production, transportation, and material moving occupations	7	12	1.2%	43	40	1.5%

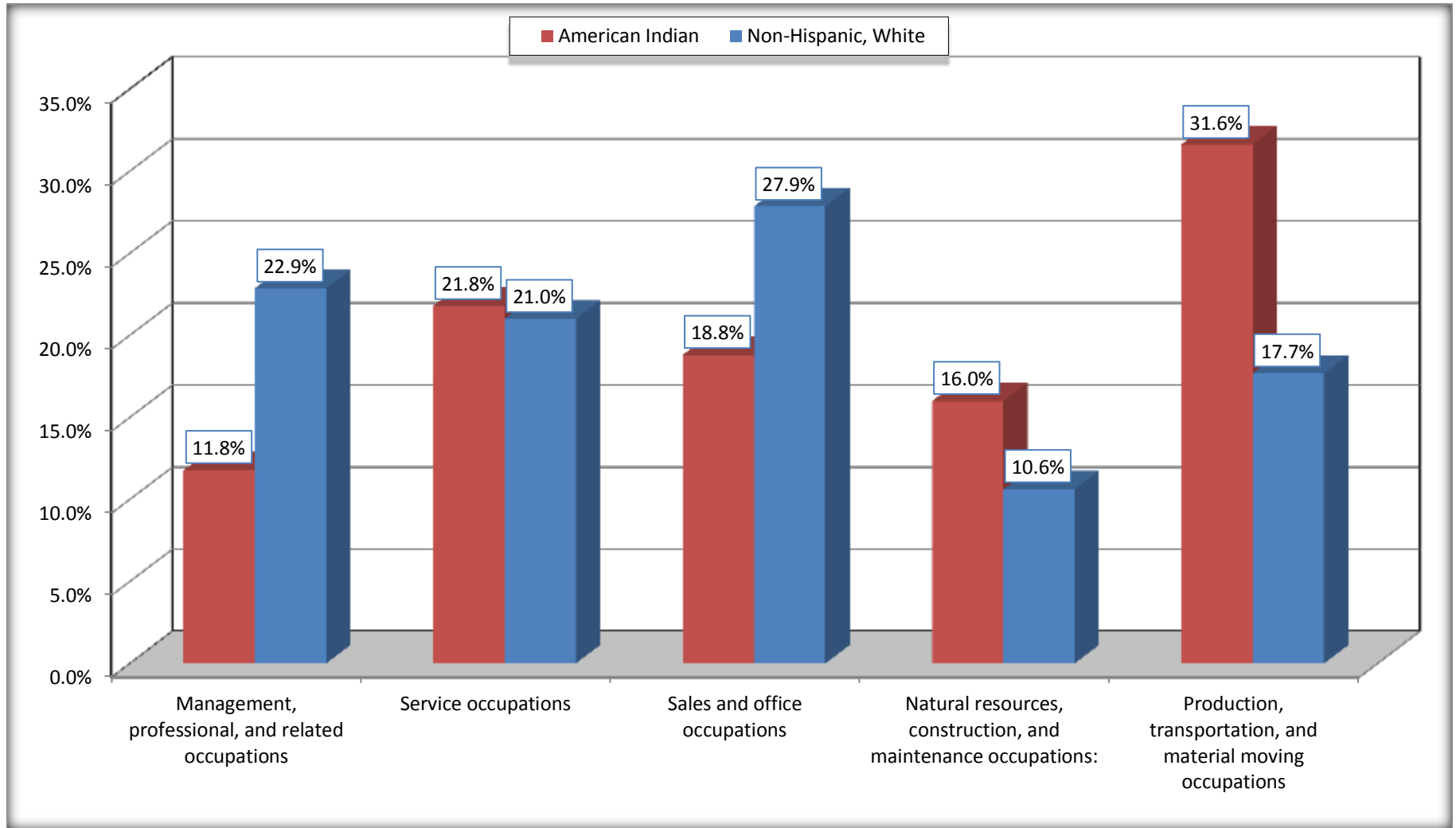
Source: U.S. Census Bureau, 2008-2012 American Community Survey

For information on confidentiality protection, sampling error, nonsampling error, and definitions, see Survey Methodology.

<http://www.census.gov/acs/www/UseData/index.htm>

# Occupation for the Civilian Employed 16 Years and Over Population

## Skiatook town, Oklahoma



Source: C24010. SEX BY OCCUPATION FOR THE CIVILIAN EMPLOYED POPULATION 16 YEARS AND OVER  
Data Set: 2008-2012 American Community Survey 5-Year Estimates



**B25003. TENURE - Universe: OCCUPIED HOUSING UNITS**

Data Set: 2008-2012 American Community Survey 5-Year Estimates

	<b>Skiatook town, Oklahoma</b>					
	American Indian	Margin of Error (+/-)	% of Am. Ind. Total	White, Not Hispanic	Margin of Error (+/-)	% of NHW Total
<b>Total:</b>	<b>401</b>	<b>121</b>	<b>100.0%</b>	<b>2,419</b>	<b>185</b>	<b>100.0%</b>
Owner occupied	307	100	76.6%	1,498	150	61.9%
Renter occupied	94	83	23.4%	921	185	38.1%

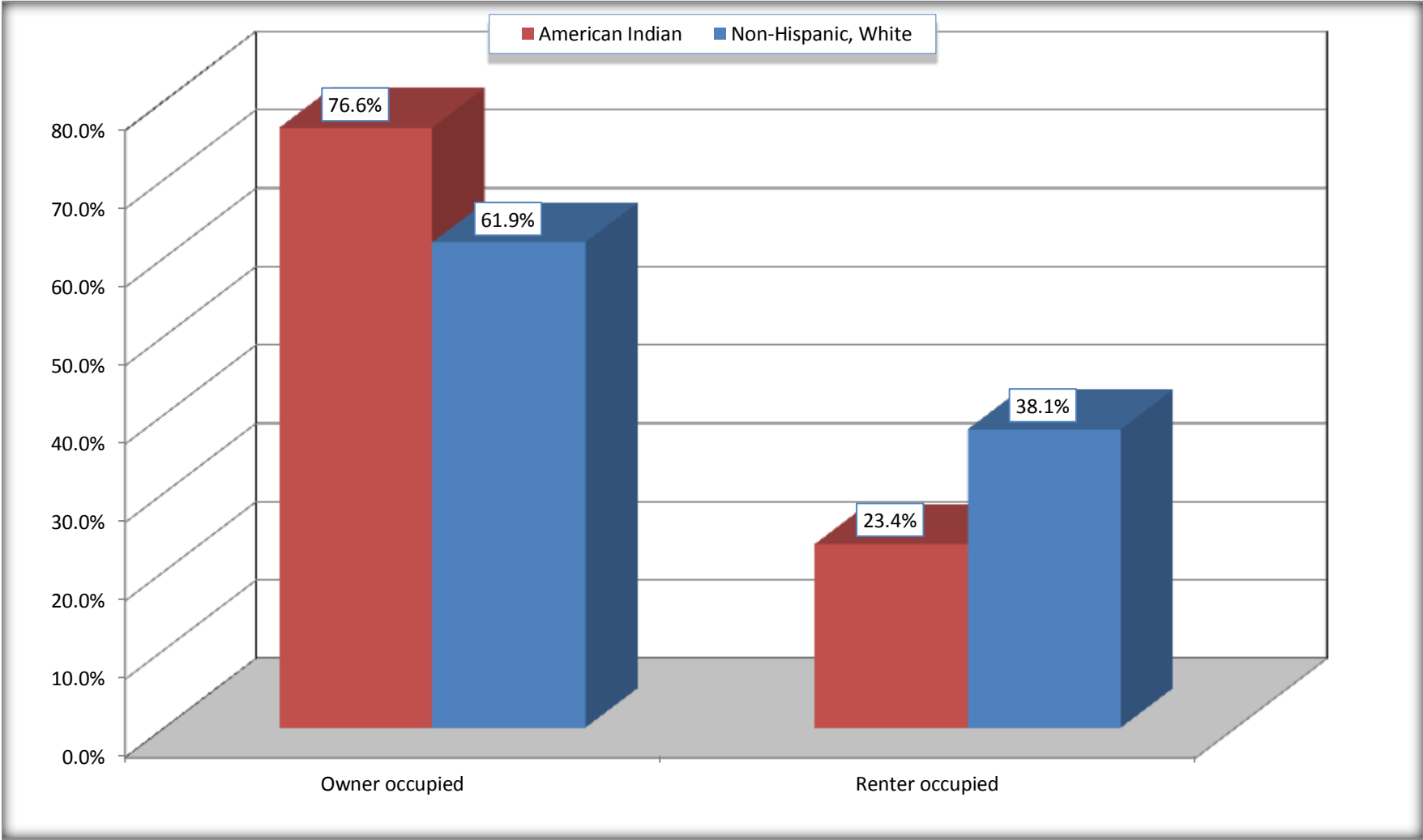
Source: U.S. Census Bureau, 2008-2012 American Community Survey

For information on confidentiality protection, sampling error, nonsampling error, and definitions, see Survey Methodology.

<http://www.census.gov/acs/www/UseData/index.h>

# Home Owners and Renters by Household

## Skiatook town, Oklahoma



Source: B25003. TENURE - Universe: OCCUPIED HOUSING UNITS  
Data Set: 2008-2012 American Community Survey 5-Year Estimates

**B25014. OCCUPANTS PER ROOM - Universe: OCCUPIED HOUSING UNITS**

Data Set: 2008-2012 American Community Survey 5-Year Estimates

	Skiatook town, Oklahoma					
	American Indian	Margin of Error (+/-)	% of Am. Ind. Total	White, Not Hispanic	Margin of Error (+/-)	% of NHW Total
<b>Total:</b>	<b>401</b>	<b>121</b>	<b>100.0%</b>	<b>2,419</b>	<b>185</b>	<b>100.0%</b>
1.00 or less occupants per room	365	119	91.0%	2,377	197	98.3%
1.01 or more occupants per room	36	37	9.0%	42	34	1.7%

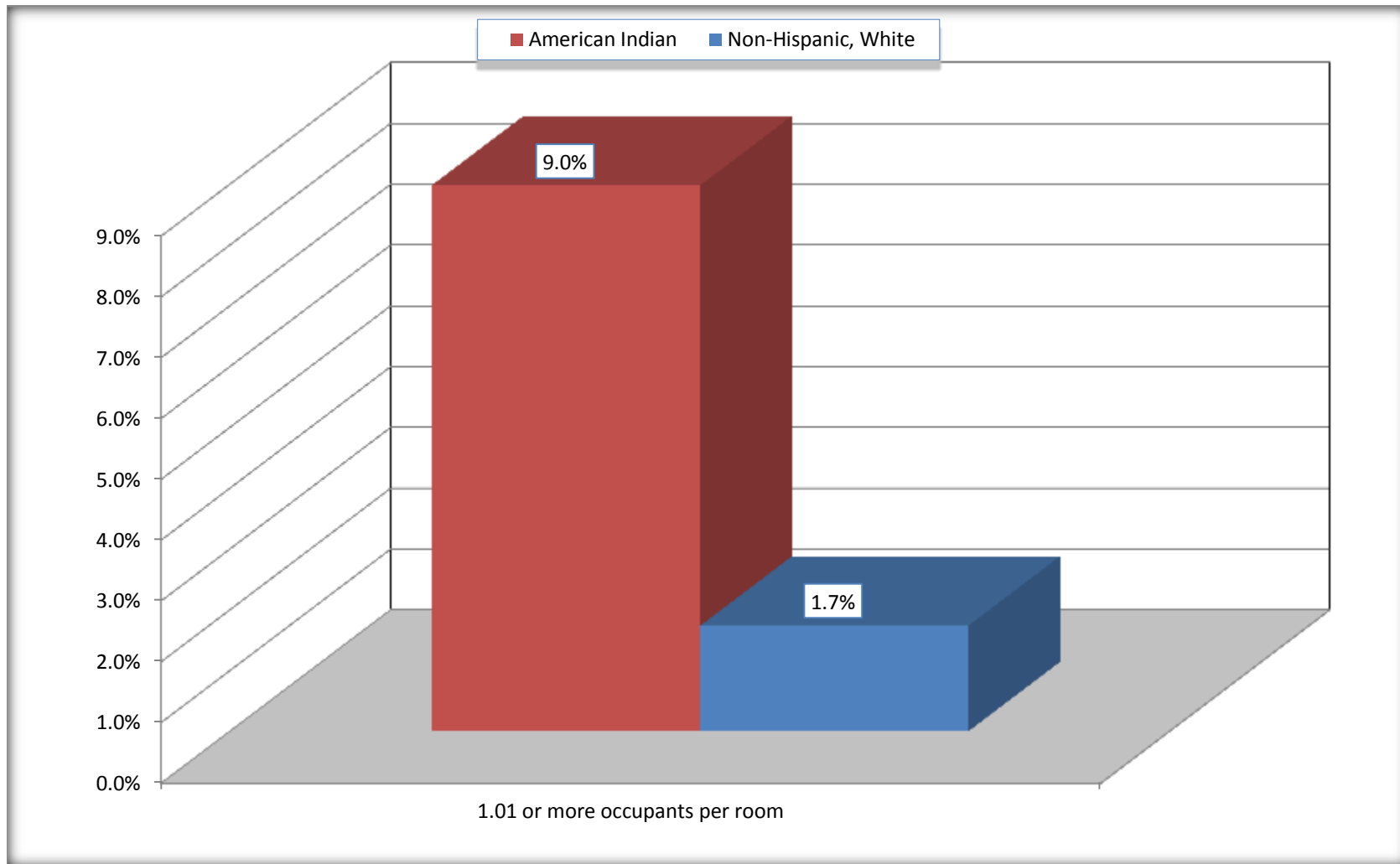
Source: U.S. Census Bureau, 2008-2012 American Community Survey

For information on confidentiality protection, sampling error, nonsampling error, and definitions, see Survey Methodology.

<http://www.census.gov/acs/www/UseData/index.ht>

# More than One Person per Room (Crowding) by Household

## Skiatook town, Oklahoma



Source: B25014. OCCUPANTS PER ROOM - Universe: OCCUPIED HOUSING UNITS  
Data Set: 2008-2012 American Community Survey 5-Year Estimates

**B18101. AGE BY DISABILITY STATUS**

Data Set: 2008-2012 American Community Survey 5-Year Estimates

	Skiatook town, Oklahoma					
	American Indian	Margin of Error (+/-)	% of Am. Ind. Total	White, Not Hispanic	Margin of Error (+/-)	% of NHW Total
<b>Total:</b>	<b>1,272</b>	<b>325</b>	<b>100.0%</b>	<b>5,963</b>	<b>494</b>	<b>100.0%</b>
Under 18 years:	479	192	37.7%	1,572	117	26.4%
With a disability	24	30	1.9%	80	80	1.3%
No disability	455	186	35.8%	1,492	295	25.0%
18 to 64 years:	710	172	55.8%	3,618	332	60.7%
With a disability	64	52	5.0%	492	166	8.3%
No disability	646	170	50.8%	3,126	330	52.4%
65 years and over:	83	46	6.5%	773	127	13.0%
With a disability	40	31	3.1%	387	106	6.5%
No disability	43	35	3.4%	386	130	6.5%

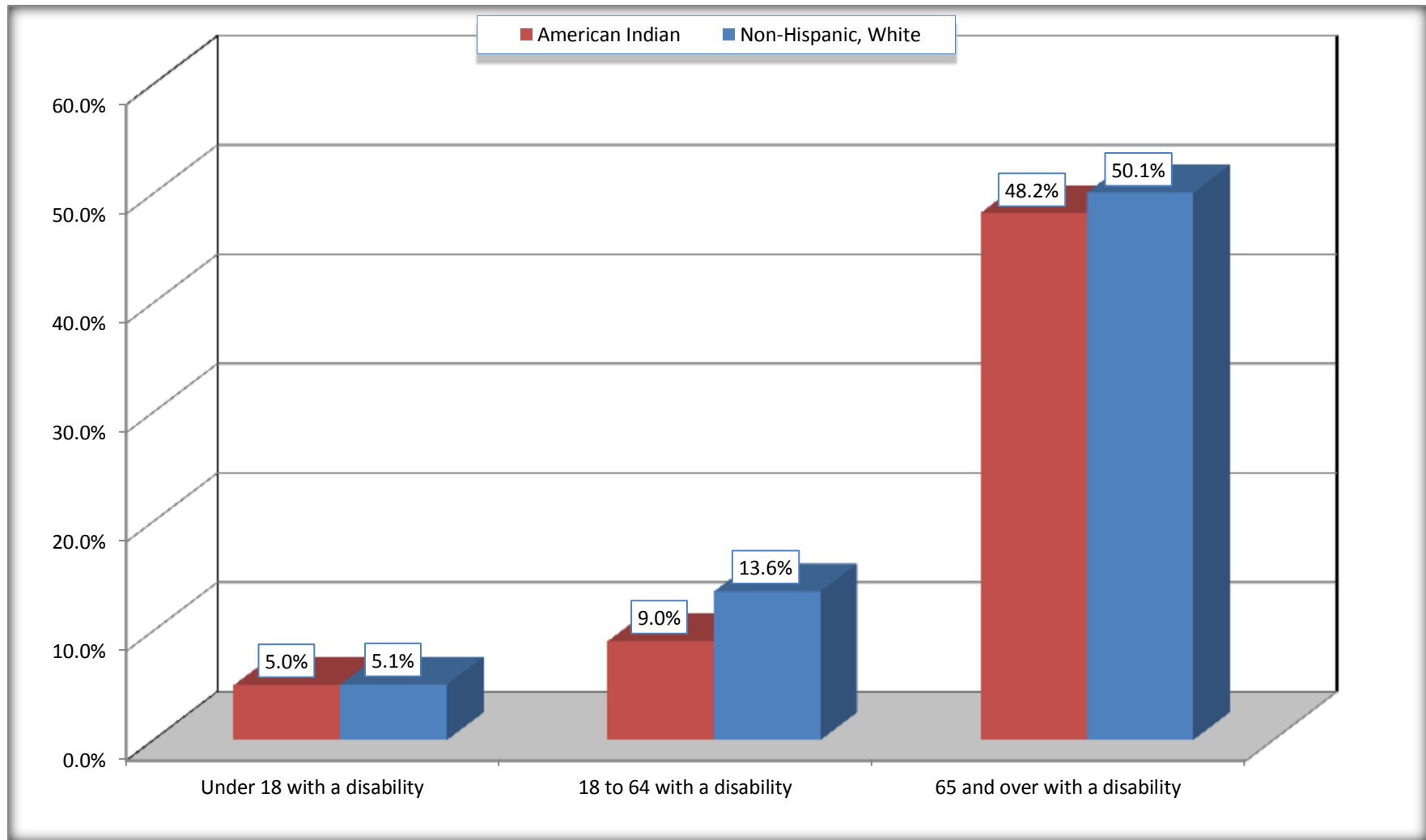
Source: U.S. Census Bureau, 2008-2012 American Community Survey

For information on confidentiality protection, sampling error, nonsampling error, and definitions, see Survey Methodology.

<http://www.census.gov/acs/www/UseData/index.htm>

## Disability by Age

### Skiatook town, Oklahoma



Source: B18101. AGE BY DISABILITY STATUS  
Data Set: 2008-2012 American Community Survey 5-Year Estimates

**C27001. HEALTH INSURANCE COVERAGE STATUS BY AGE**

Data Set: 2008-2012 American Community Survey 5-Year Estimates

	<b>Skiatook town, Oklahoma</b>					
	American Indian	Margin of Error (+/-)	% of Am. Ind. Total	White, Not Hispanic	Margin of Error (+/-)	% of NHW Total
<b>Total:</b>	<b>1,272</b>	<b>325</b>	<b>100.0%</b>	<b>5,963</b>	<b>494</b>	<b>100.0%</b>
Under 18 years:	479	192	37.7%	1,572	287	26.4%
With health insurance coverage	453	187	35.6%	1,450	286	24.3%
No health insurance coverage	26	30	2.0%	122	79	2.0%
18 to 64 years:	710	172	55.8%	3,618	332	60.7%
With health insurance coverage	303	111	23.8%	2,611	299	43.8%
No health insurance coverage	407	148	32.0%	1,007	209	16.9%
65 years and over:	83	46	6.5%	773	127	13.0%
With health insurance coverage	83	46	6.5%	773	127	13.0%
No health insurance coverage	0	15	0.0%	0	15	0.0%

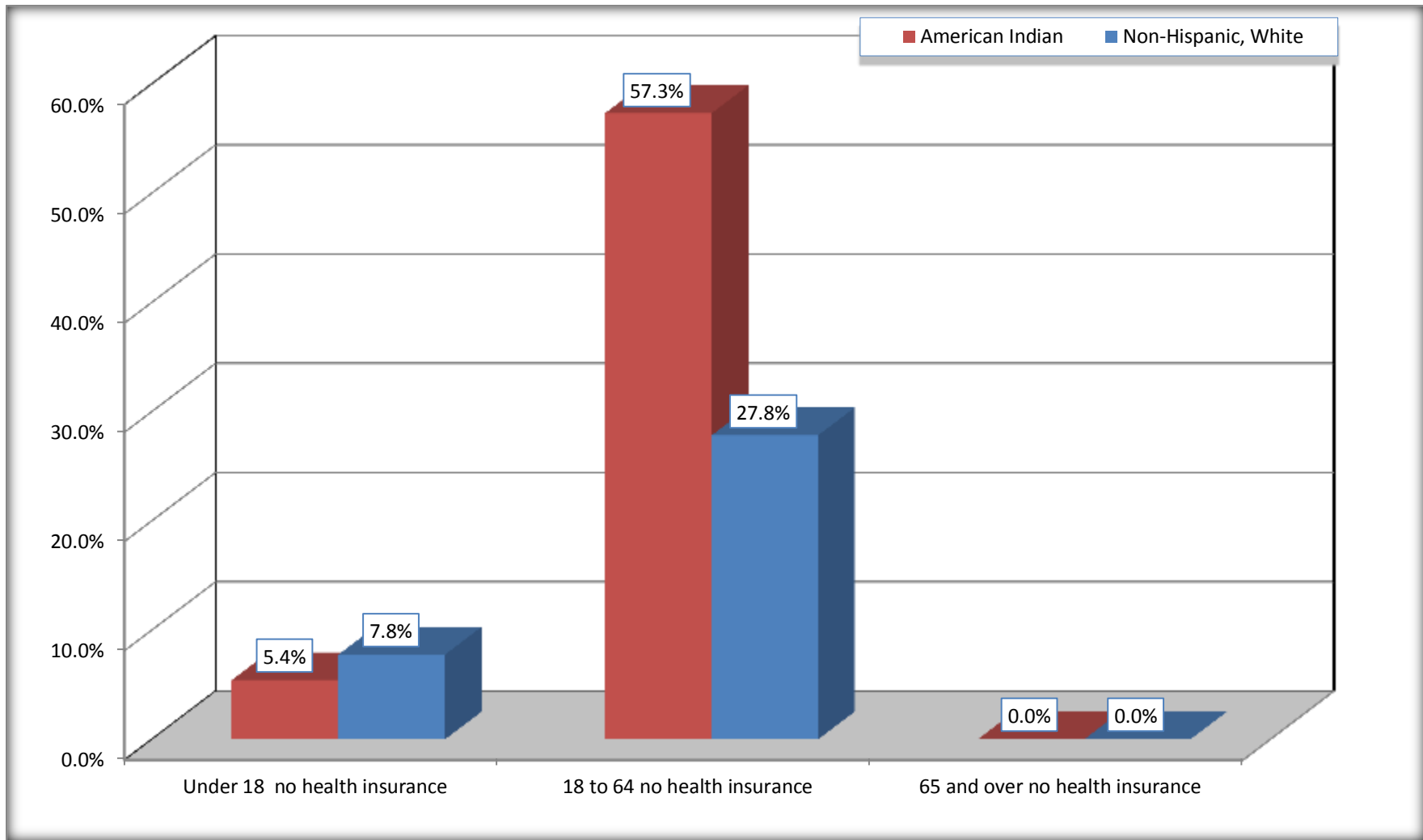
Source: U.S. Census Bureau, 2008-2012 American Community Survey

For information on confidentiality protection, sampling error, nonsampling error, and definitions, see Survey Methodology.

<http://www.census.gov/acs/www/UseData/index.htm>

# Lack of Health Insurance Coverage by Age

## Skiatook town, Oklahoma



Source: C27001. HEALTH INSURANCE COVERAGE STATUS BY AGE  
Data Set: 2008-2012 American Community Survey 5-Year Estimates