

## **Selected Socio-Economic Data**

**Congressional District 6 (108th Congress), Alabama**

**American Indian/Alaska Native and White, Not Hispanic**

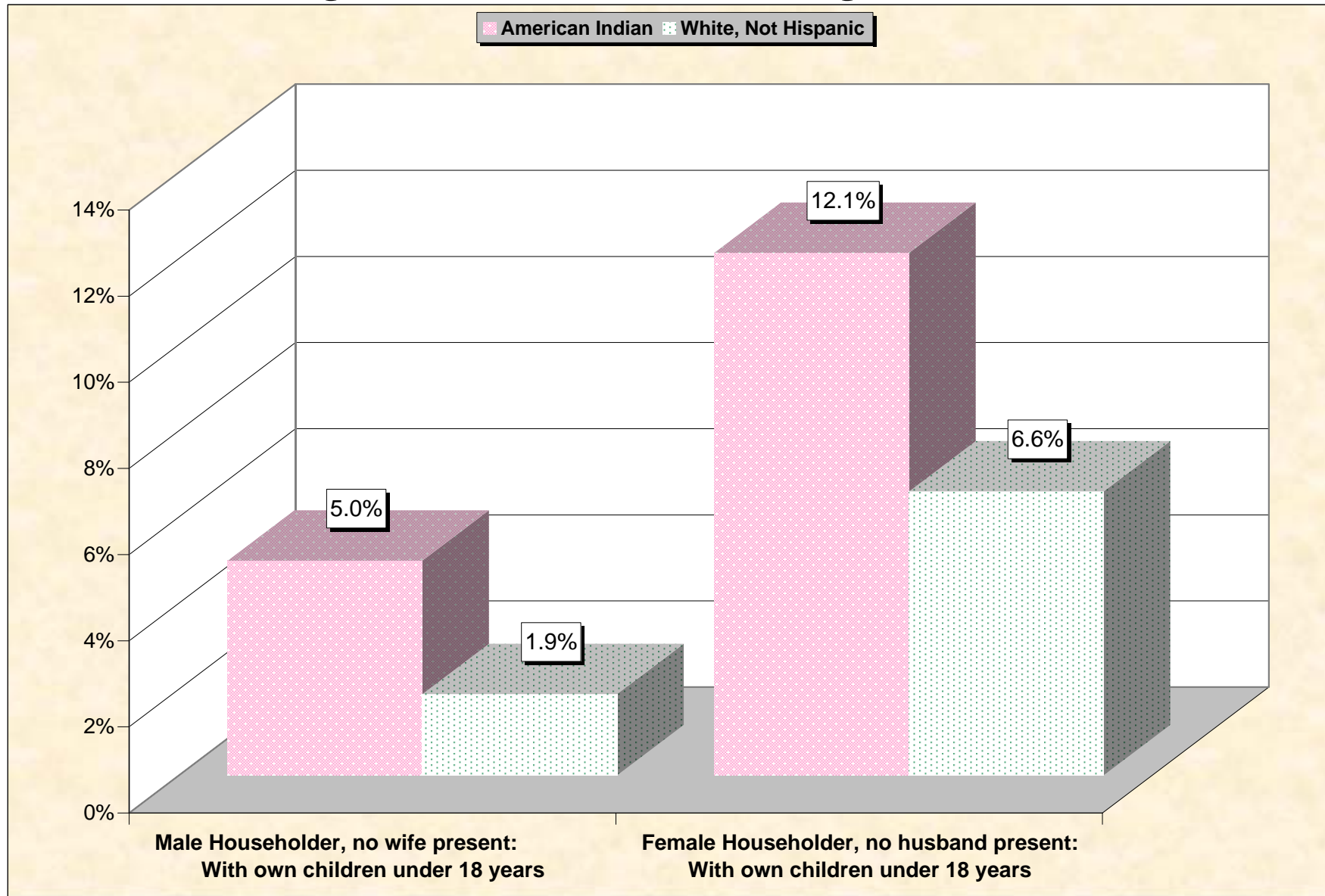
**Data Set: Census 2000 Summary File 3 (SF 3) - Sample Data**

<http://congress.techpolitics.org>

[www.fairdata2000.com](http://www.fairdata2000.com)

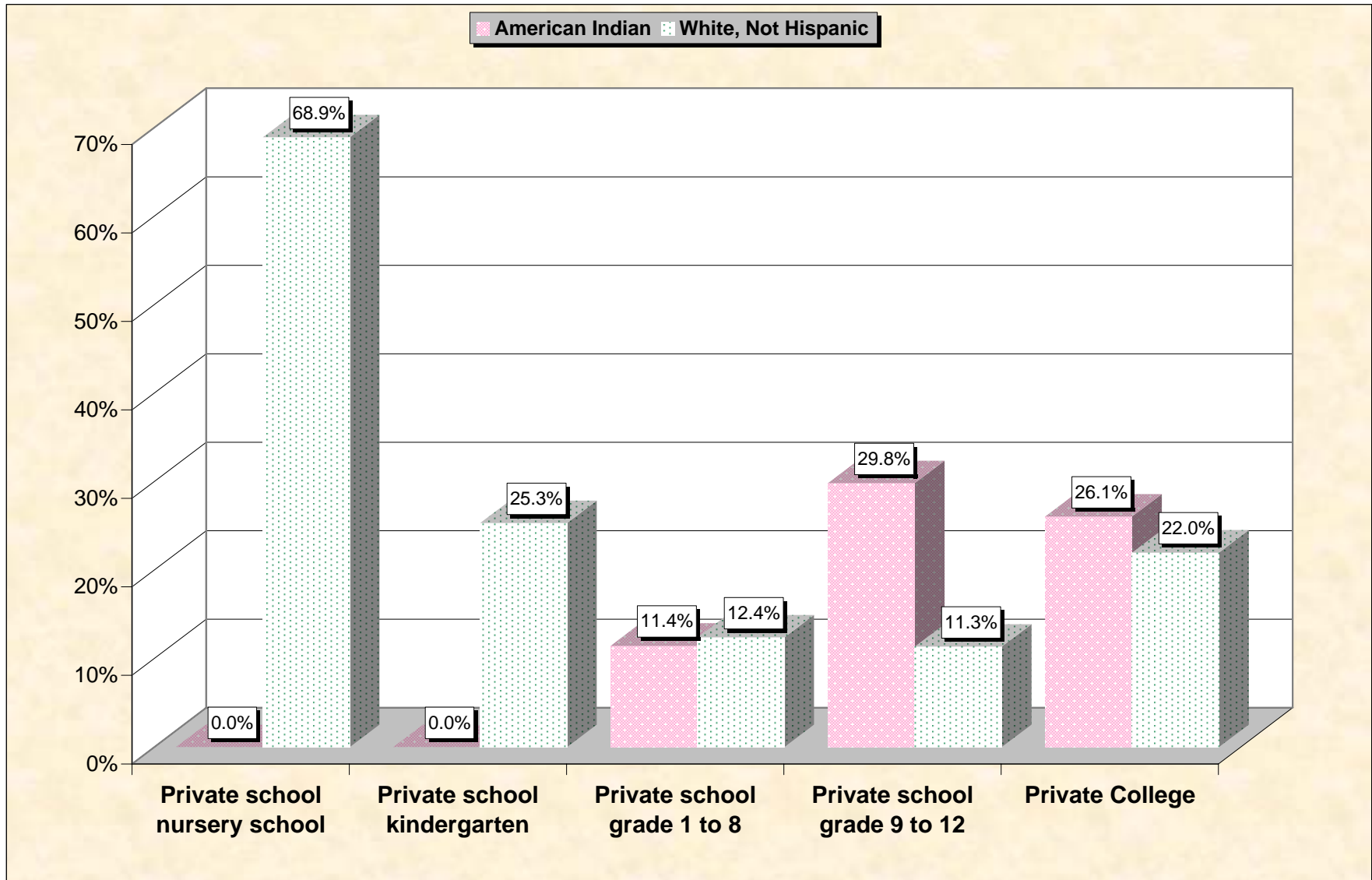
[24-Jan-04](#)

# Chart 1 -- Single-Parent Family Households (Householder 15 to 64 years) Congressional District 6 (108th Congress), Alabama



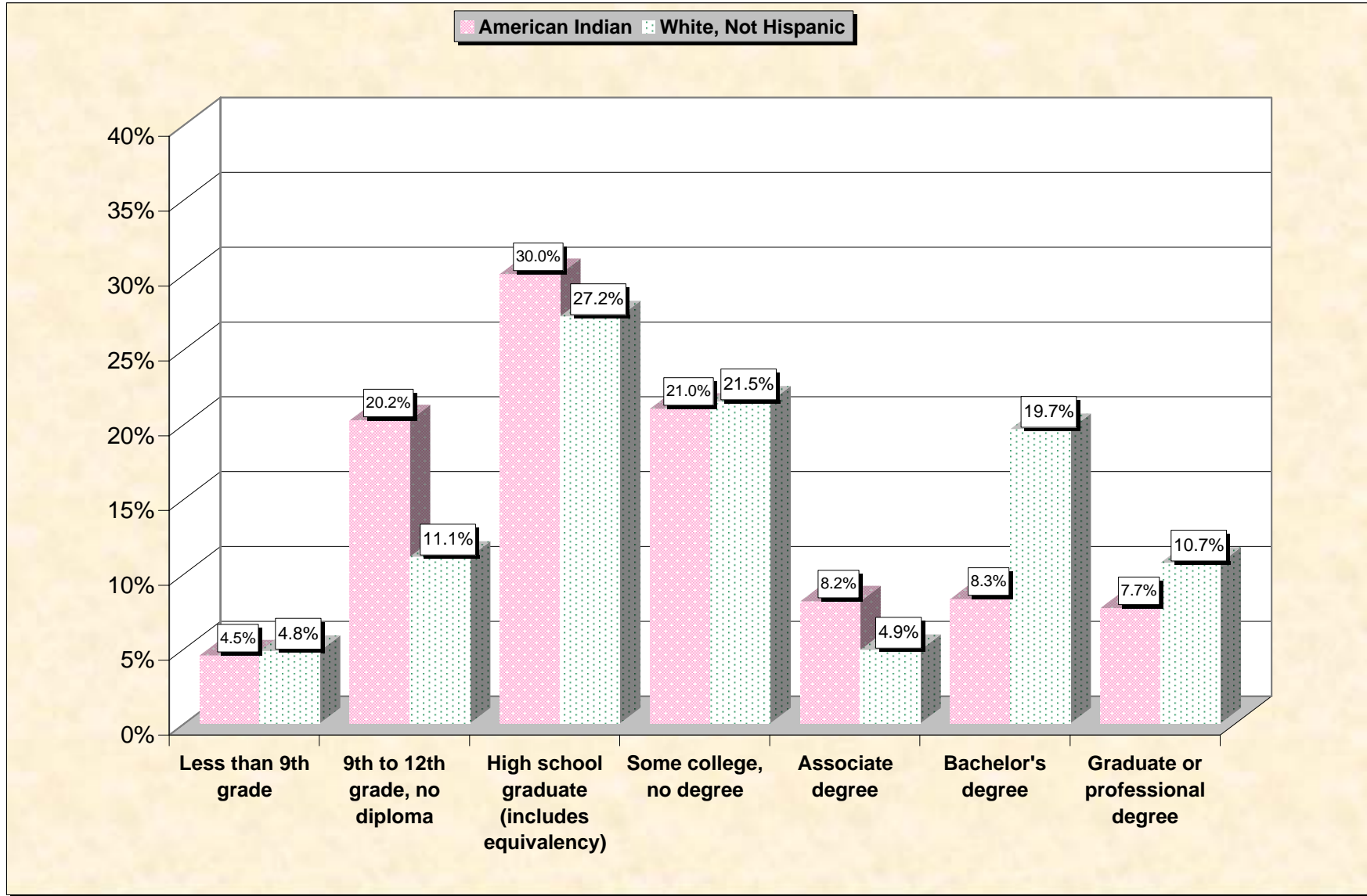
Source: Data Set: Census 2000 Summary File 3 (SF 3) - Sample Data - P146C. HOUSEHOLDS BY AGE OF HOUSEHOLDER BY HOUSEHOLD TYPE (INCLUDING LIVING ALONE) BY PRESENCE OF OWN CHILDREN UNDER 18 YEARS (AMERICAN INDIAN AND ALASKA NATIVE ALONE HOUSEHOLDER) [31] - Universe: Households with a householder who is American Indian and Alaska Native alone; P146I. HOUSEHOLDS BY AGE OF HOUSEHOLDER BY HOUSEHOLD TYPE (INCLUDING LIVING ALONE) BY PRESENCE OF OWN CHILDREN UNDER 18 YEARS (WHITE ALONE, NOT HISPANIC OR LATINO HOUSEHOLDER) [31] - Universe: Households with a householder who is White alone, not Hispanic or Latino.

**Chart 2 -- Private School Enrollment (3 years and over)  
Congressional District 6 (108th Congress), Alabama**



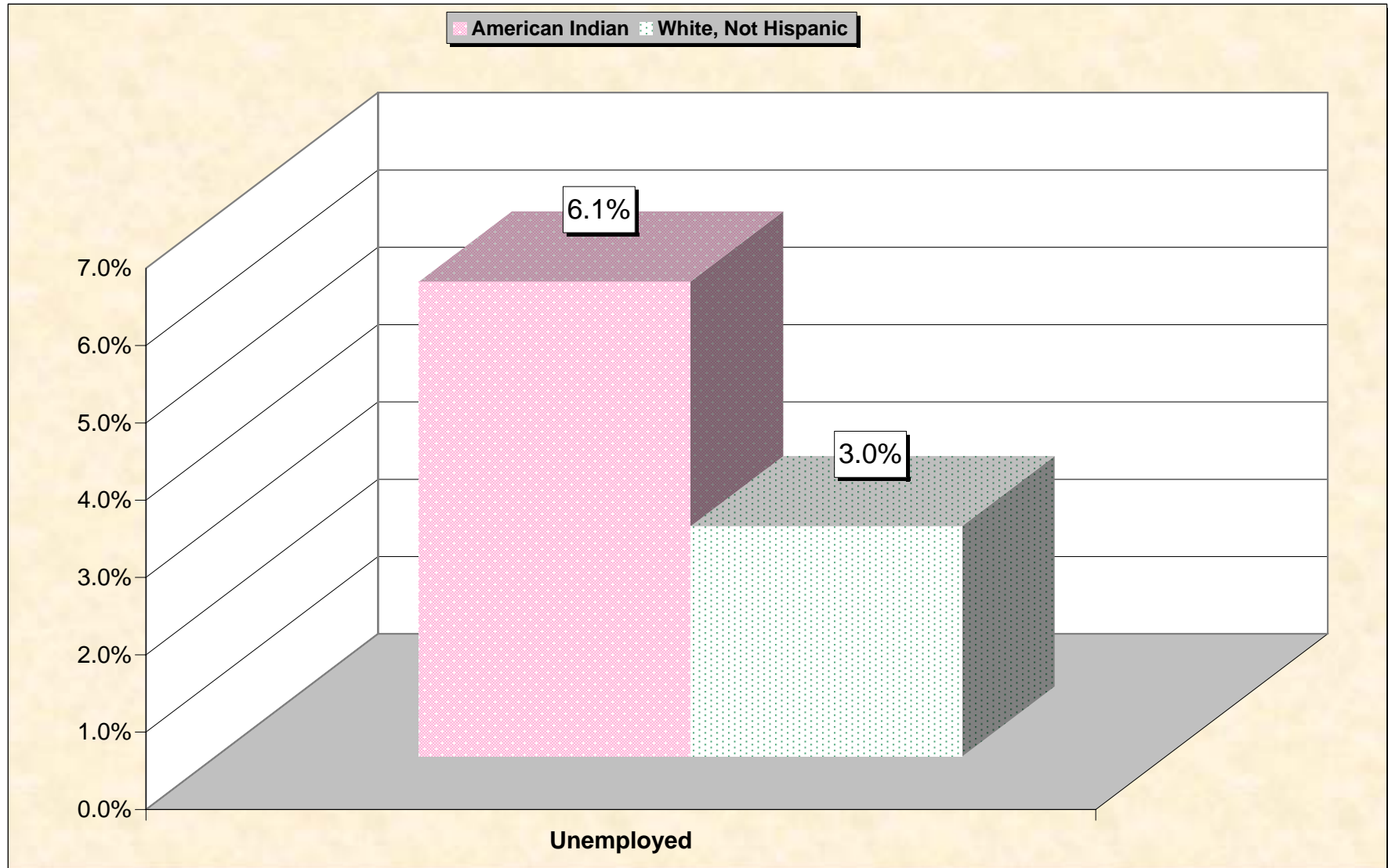
Source: Data Set: Census 2000 Summary File 3 (SF 3) - Sample Data -- P147C. SCHOOL ENROLLMENT BY LEVEL OF SCHOOL BY TYPE OF SCHOOL FOR THE POPULATION 3 YEARS AND OVER (AMERICAN INDIAN AND ALASKA NATIVE ALONE) [17] - Universe: American Indian and Alaska Native alone population 3 years and over; P147I. SCHOOL ENROLLMENT BY LEVEL OF SCHOOL BY TYPE OF SCHOOL FOR THE POPULATION 3 YEARS AND OVER (WHITE ALONE, NOT HISPANIC OR LATINO) [17] - Universe: White alone, not Hispanic or Latino population 3 years and over.

### Chart 3 -- Educational Attainment (25 years and over) Congressional District 6 (108th Congress), Alabama



Source: Data Set: Census 2000 Summary File 3 (SF 3) - Sample Data -- P148C. SEX BY EDUCATIONAL ATTAINMENT FOR THE POPULATION 25 YEARS AND OVER (AMERICAN INDIAN AND ALASKA NATIVE ALONE) [17] - Universe: American Indian and Alaska Native alone population 25 years and over; P148I. SEX BY EDUCATIONAL ATTAINMENT FOR THE POPULATION 25 YEARS AND OVER (WHITE ALONE, NOT HISPANIC OR LATINO) [17] - Universe: White alone, not Hispanic or Latino population 25 years and over.

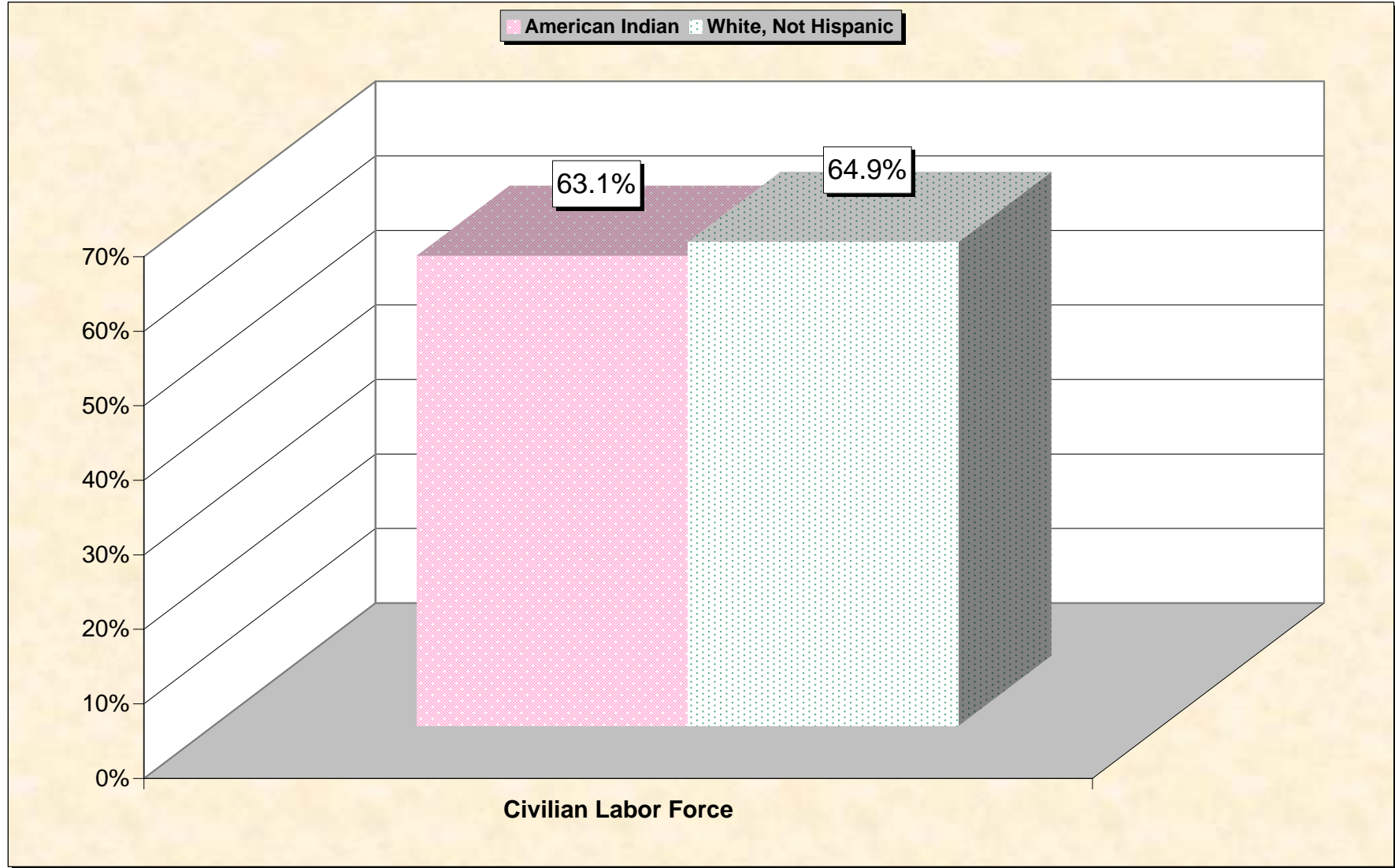
# Chart 4 -- Unemployment Rate (Civilian Labor Force) Congressional District 6 (108th Congress), Alabama



**Note:** Unemployment rate is defined as a percentage of the civilian labor force.

Source: Data Set: Census 2000 Summary File 3 (SF 3) - Sample Data -- P150C. SEX BY EMPLOYMENT STATUS FOR THE POPULATION 16 YEARS AND OVER (AMERICAN INDIAN AND ALASKA NATIVE ALONE) [15] - Universe: American Indian and Alaska Native alone population 16 years and over; P150I. SEX BY EMPLOYMENT STATUS FOR THE POPULATION 16 YEARS AND OVER (WHITE ALONE, NOT HISPANIC OR LATINO) [15] - Universe: White alone, not Hispanic or Latino population 16 years and over

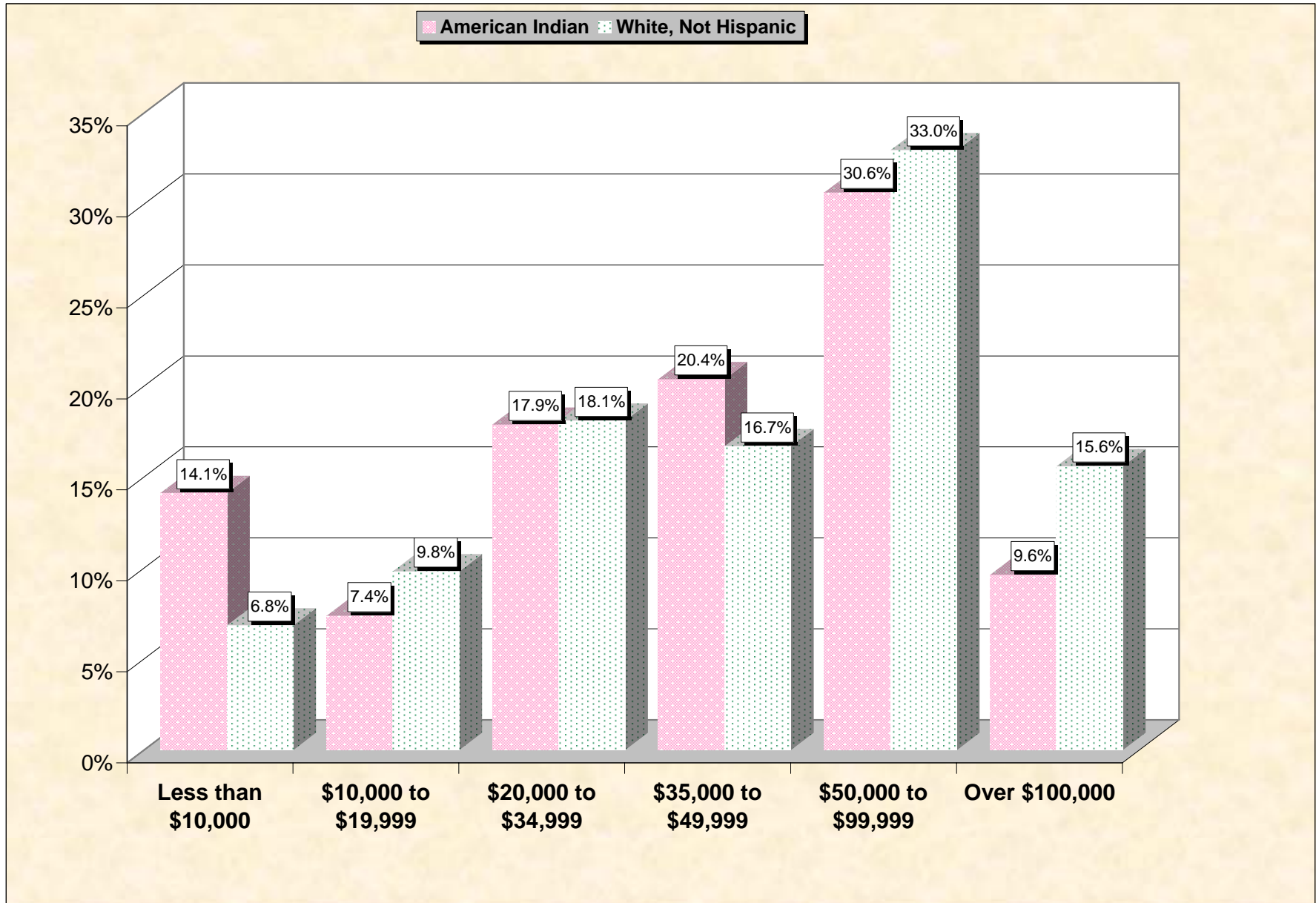
# Chart 5 -- Labor Force Participation (Civilian Labor Force) Congressional District 6 (108th Congress), Alabama



**Note:** Labor force participation rate is defined as a percentage of the civilian population over 16.

Source: Data Set: Census 2000 Summary File 3 (SF 3) - Sample Data -- P150C. SEX BY EMPLOYMENT STATUS FOR THE POPULATION 16 YEARS AND OVER (AMERICAN INDIAN AND ALASKA NATIVE ALONE) [15] - Universe: American Indian and Alaska Native alone population 16 years and over; P150I. SEX BY EMPLOYMENT STATUS FOR THE POPULATION 16 YEARS AND OVER (WHITE ALONE, NOT HISPANIC OR LATINO) [15] - Universe: White alone, not Hispanic or Latino population 16 years and over

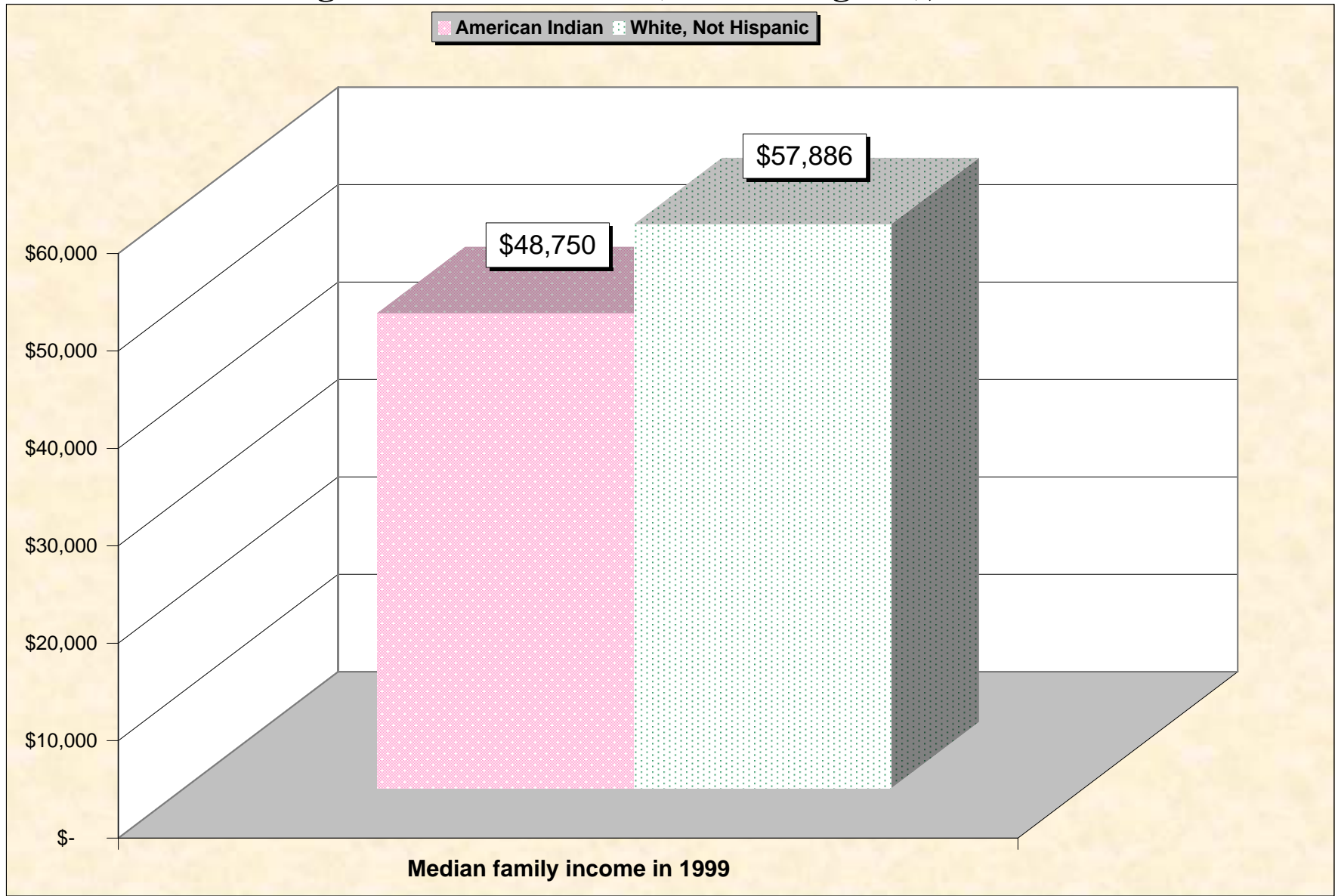
## Chart 6 -- Household Income in 1999 Congressional District 6 (108th Congress), Alabama



Source: Data Set: Census 2000 Summary File 3 (SF 3) - Sample Data -- P151C. HOUSEHOLD INCOME IN 1999 (AMERICAN INDIAN AND ALASKA NATIVE ALONE HOUSEHOLDER) [17] - Universe: Households with a householder who is American Indian and Alaska Native alone; P151I. HOUSEHOLD INCOME IN 1999 (WHITE ALONE, NOT HISPANIC OR LATINO HOUSEHOLDER) [17] - Universe: Households with a householder who is White alone, not Hispanic or Latino

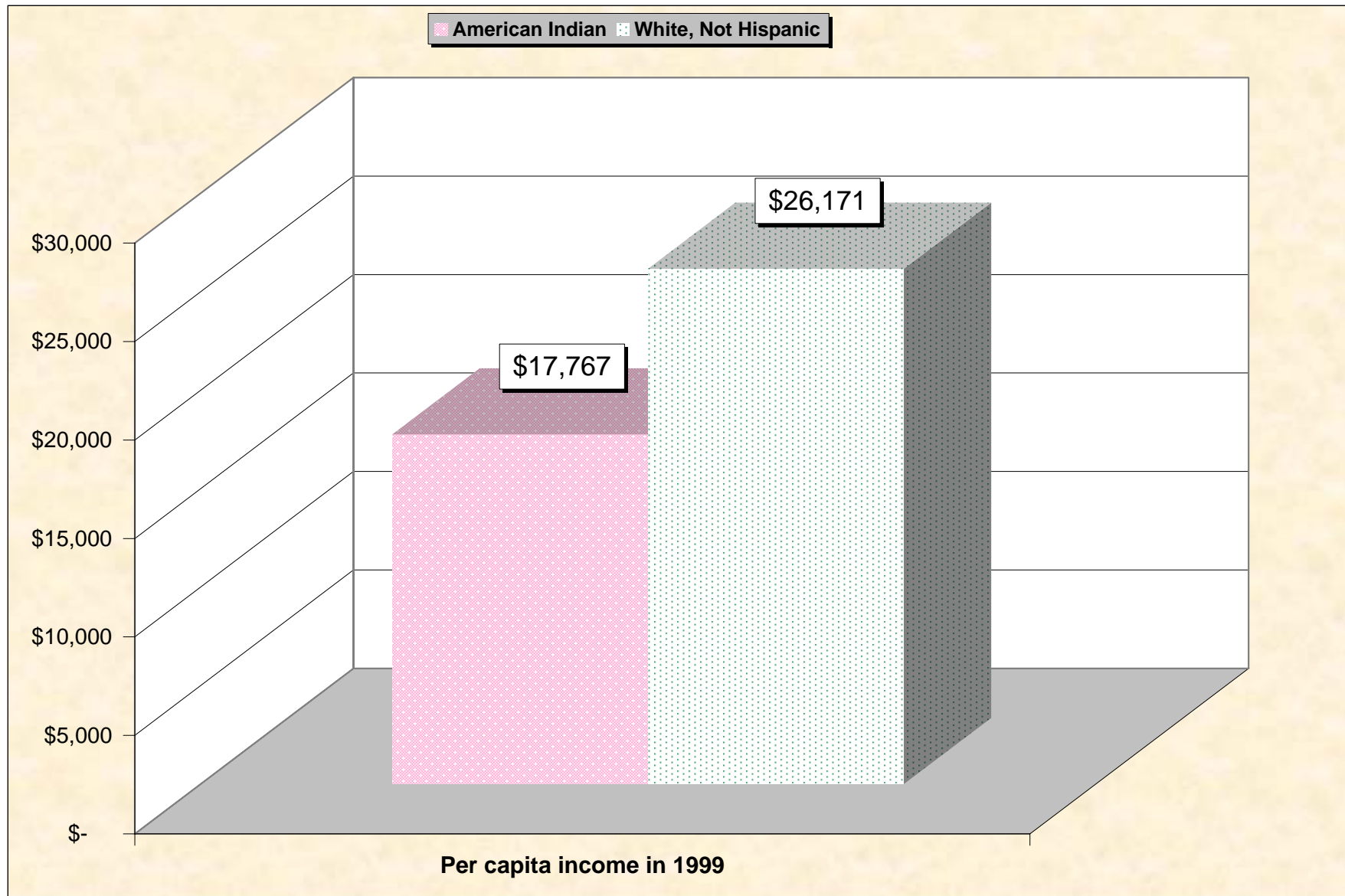
# Chart 7 -- Median Family Income In 1999

## Congressional District 6 (108th Congress), Alabama



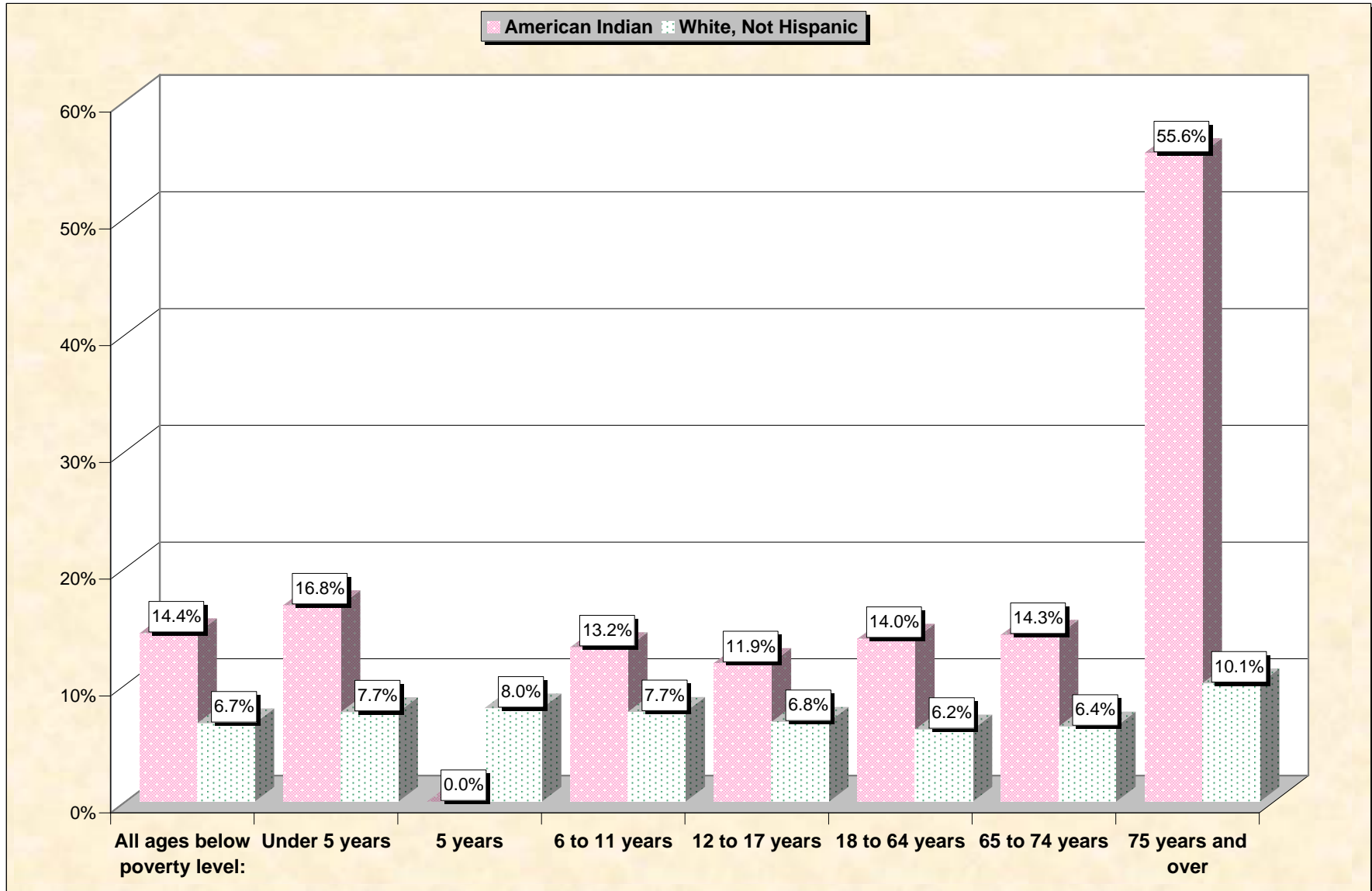
Source: Data Set: Census 2000 Summary File 3 (SF 3) - Sample Data -- P155C. MEDIAN FAMILY INCOME IN 1999 (DOLLARS) (AMERICAN INDIAN AND ALASKA NATIVE ALONE HOUSEHOLDER) [1] - Universe: Families with a householder who is American Indian and Alaska Native alone ; P155I. MEDIAN FAMILY INCOME IN 1999 (DOLLARS) (WHITE ALONE, NOT HISPANIC OR LATINO HOUSEHOLDER) [1] - Universe: Families with a householder who is White alone, not Hispanic or Latino

# Chart 8 -- Per Capita Income In 1999 Congressional District 6 (108th Congress), Alabama



Source: Data Set: Census 2000 Summary File 3 (SF 3) - Sample Data -- P157C. PER CAPITA INCOME IN 1999 (DOLLARS) (AMERICAN INDIAN AND ALASKA NATIVE ALONE) [1] - Universe: American Indian and Alaska Native alone population; P157I. PER CAPITA INCOME IN 1999 (DOLLARS) (WHITE ALONE, NOT HISPANIC OR LATINO) [1] - Universe: White alone, not Hispanic or Latino population

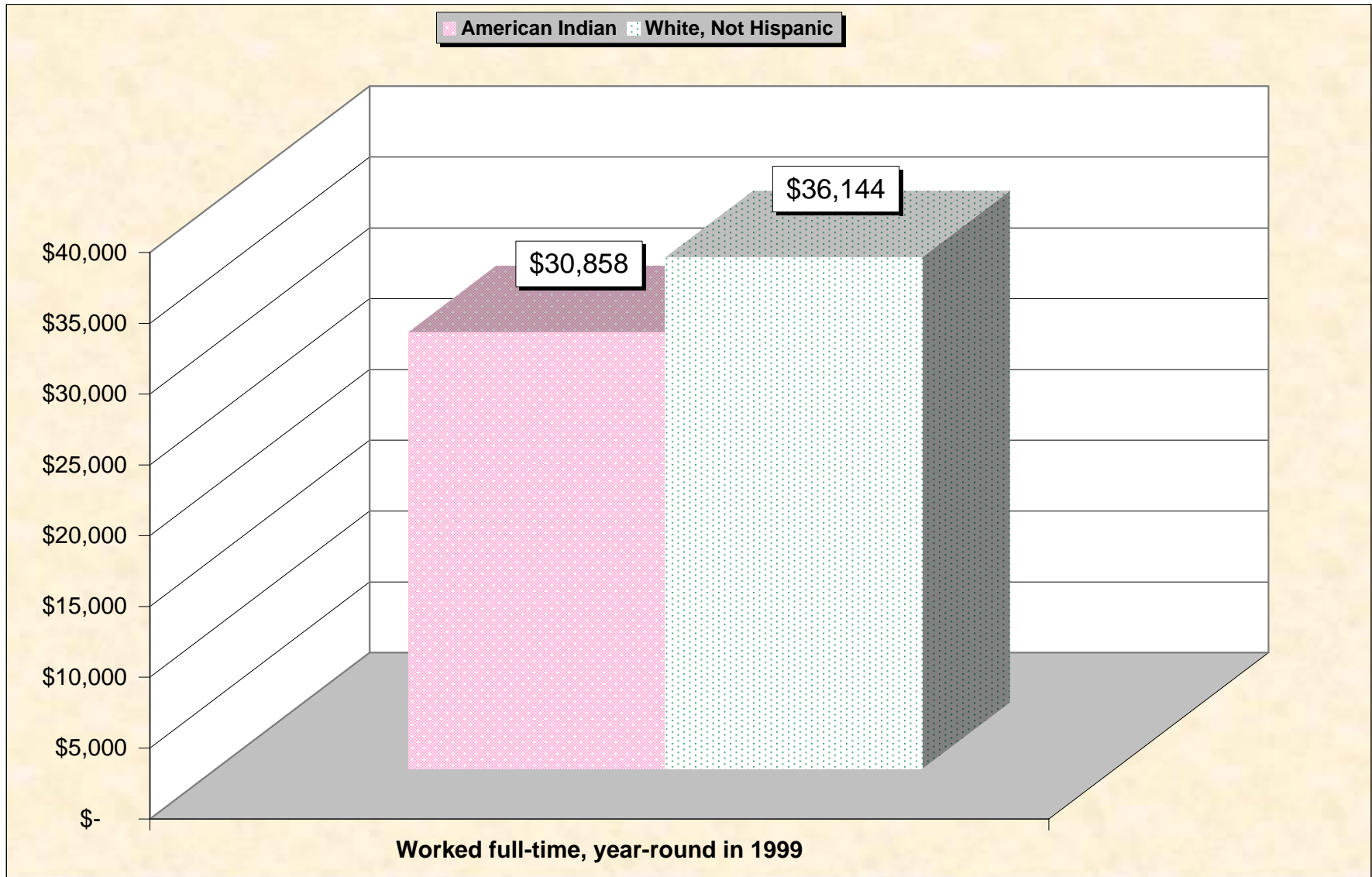
## Chart 9 -- Income in 1999 Below Poverty Level by Age Congressional District 6 (108th Congress), Alabama



Source: Data Set: Census 2000 Summary File 3 (SF 3) - Sample Data -- P159C. POVERTY STATUS IN 1999 BY AGE (AMERICAN INDIAN AND ALASKA NATIVE ALONE) [17] - Universe: American Indian and Alaska Native alone population for whom poverty status is determined; P159I. POVERTY STATUS IN 1999 BY AGE (WHITE ALONE, NOT HISPANIC OR LATINO) [17] - Universe: White alone, not Hispanic or Latino population for whom poverty status is determined.

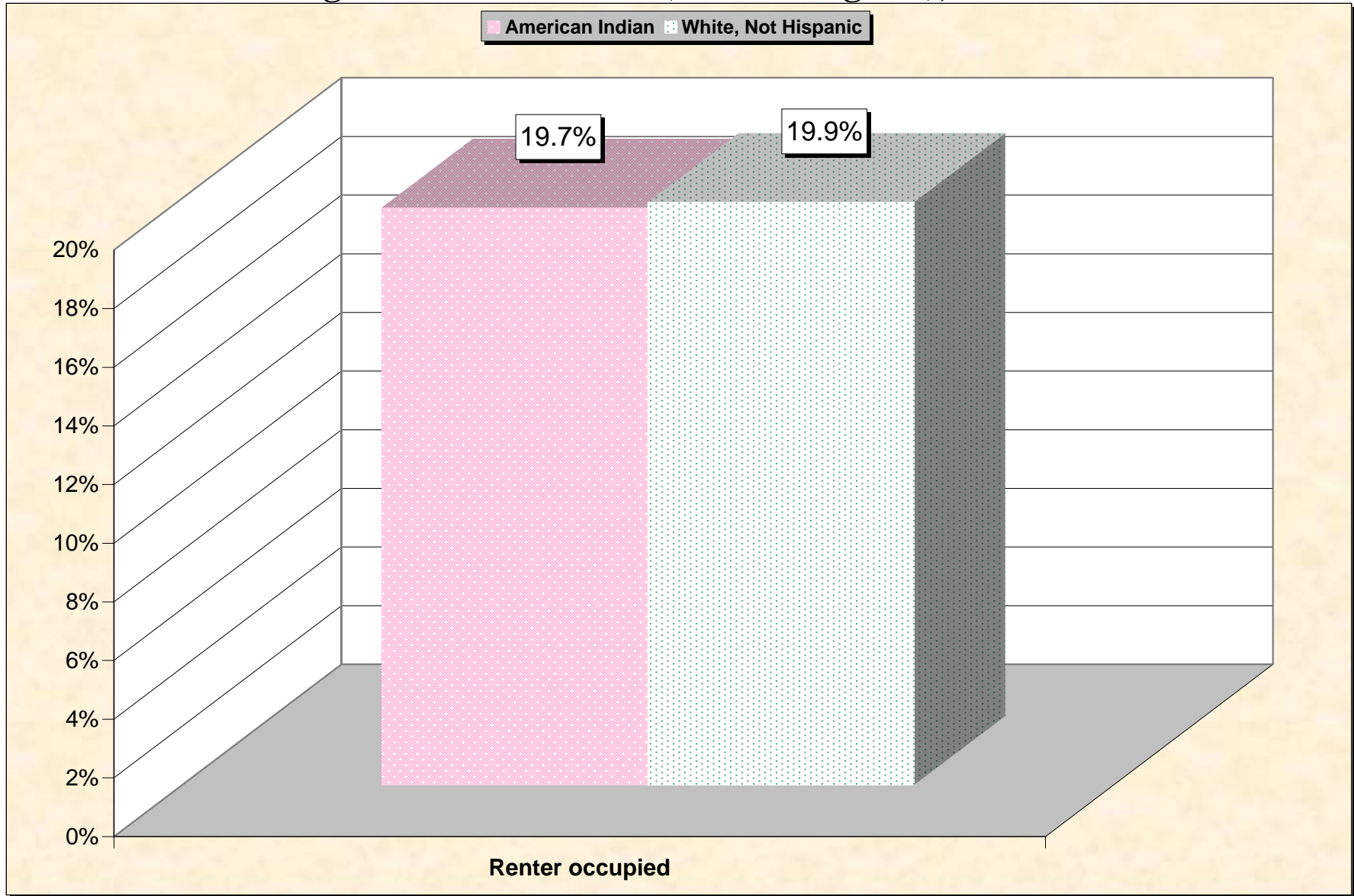
# Chart 10 -- Median Earnings in 1999

## Congressional District 6 (108th Congress), Alabama



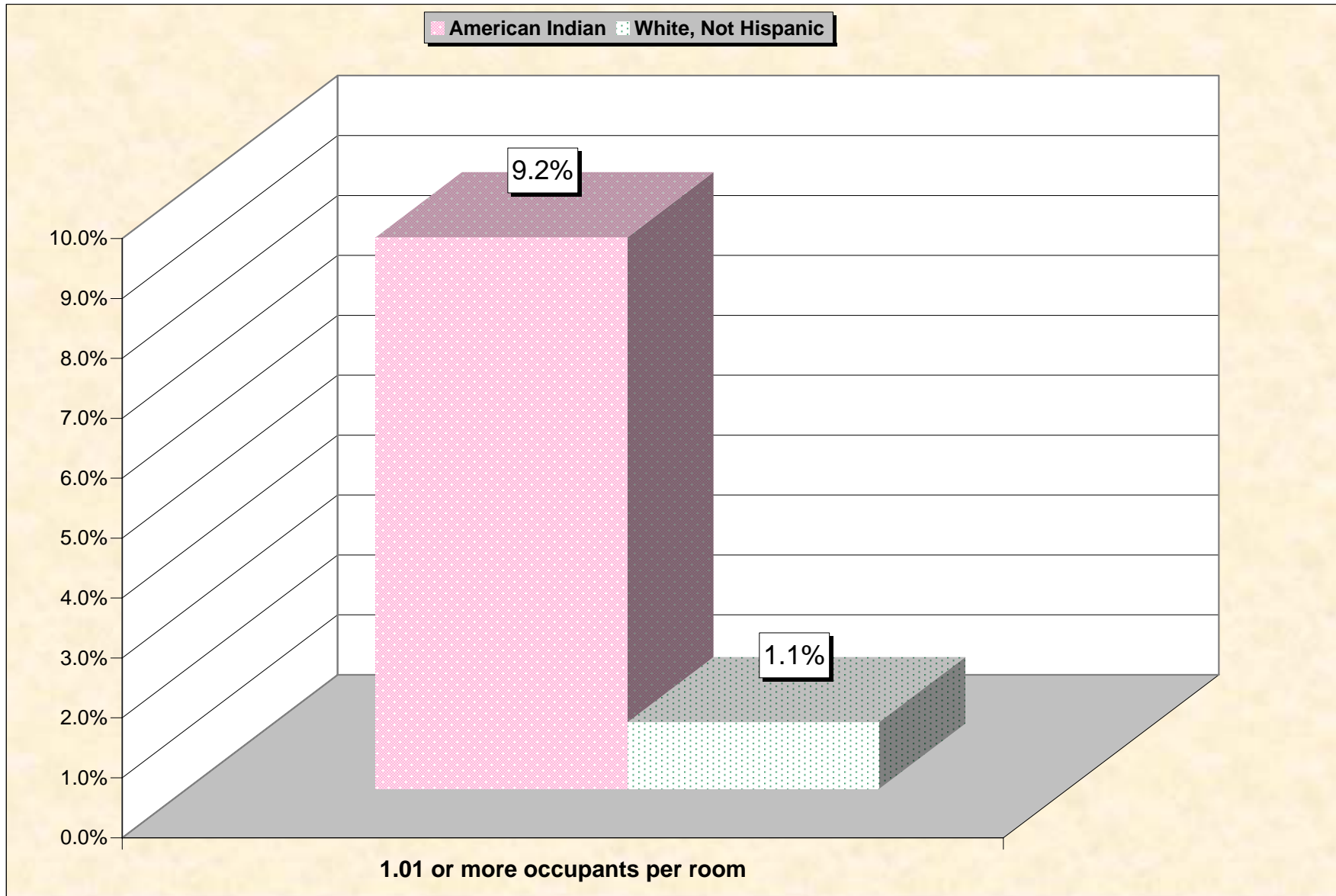
Source: Data Set: Census 2000 Summary File 3 (SF 3) - Sample Data -- PCT74C. MEDIAN EARNINGS IN 1999 (DOLLARS) BY WORK EXPERIENCE IN 1999 BY SEX FOR THE POPULATION 16 YEARS AND OVER WITH EARNINGS (AMERICAN INDIAN AND ALASKA NATIVE ALONE) [6] - Universe: American Indian and Alaska Native alone population 16 years and over with earnings in 1999; PCT74I. MEDIAN EARNINGS IN 1999 (DOLLARS) BY WORK EXPERIENCE IN 1999 BY SEX FOR THE POPULATION 16 YEARS AND OVER WITH EARNINGS (WHITE ALONE, NOT HISPANIC OR LATINO) [6] - Universe: White alone, not Hispanic or Latino population 16 years and over with earnings in 1999

# Chart 11 -- Renter-Occupied Housing Congressional District 6 (108th Congress), Alabama



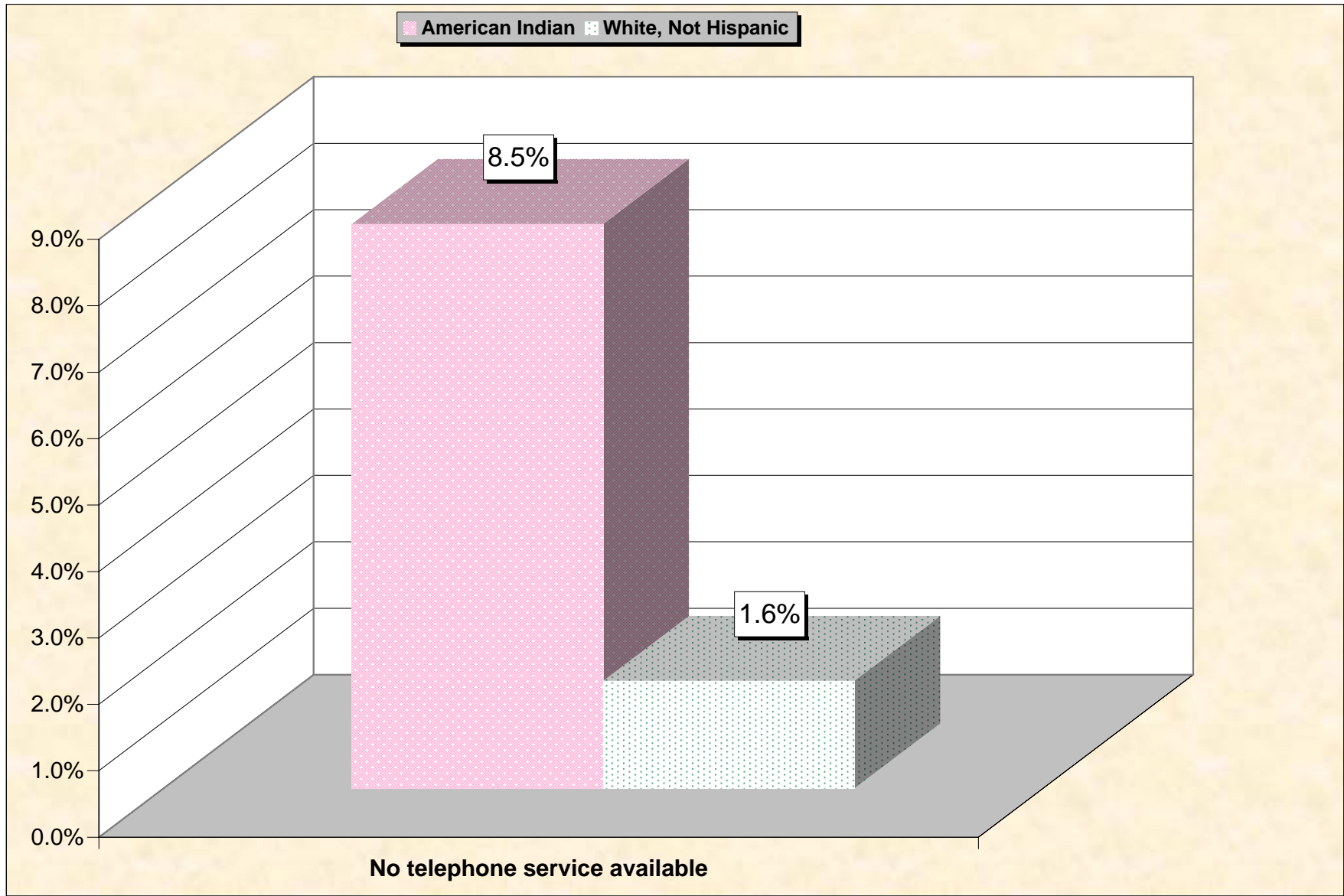
Source: Data Set: Census 2000 Summary File 3 (SF 3) - Sample Data -- H11. TENURE BY RACE OF HOUSEHOLDER [17] - Universe: Occupied housing units; H13. TENURE (WHITE ALONE, NOT HISPANIC OR LATINO HOUSEHOLDER) [3] - Universe: Occupied housing units with a householder who is White alone, not Hispanic or Latino.

## Chart 12 -- Occupants Per Room (Crowding) by Household Congressional District 6 (108th Congress), Alabama



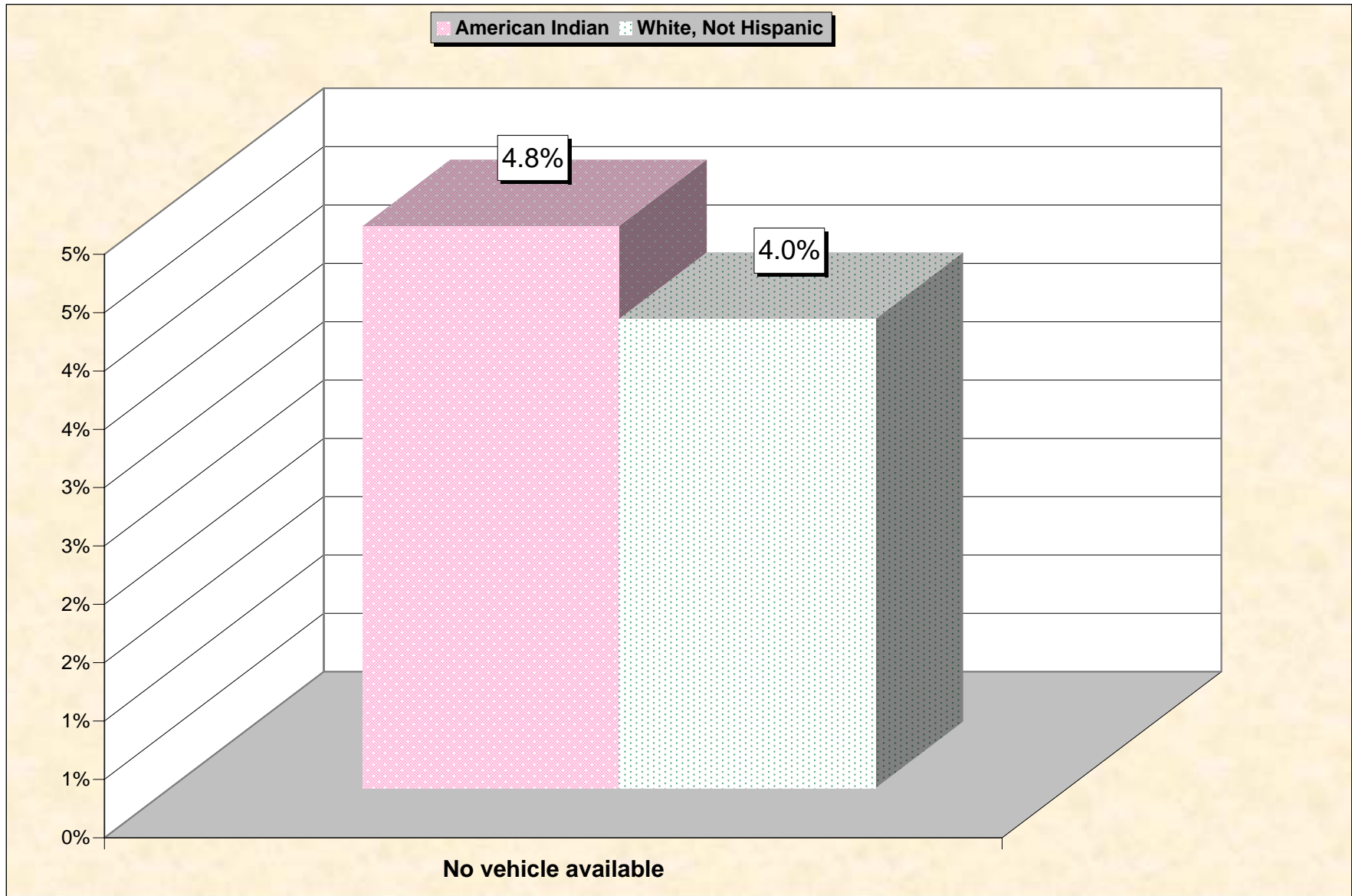
Source: Data Set: Census 2000 Summary File 3 (SF 3) - Sample Data -- HCT29C. OCCUPANTS PER ROOM (AMERICAN INDIAN AND ALASKA NATIVE ALONE HOUSEHOLDER) [3] - Universe: Occupied housing units with a householder who is American Indian and Alaska Native alone; HCT29I. OCCUPANTS PER ROOM (WHITE ALONE, NOT HISPANIC OR LATINO HOUSEHOLDER) [3] - Universe: Occupied housing units with a householder who is White alone, not Hispanic or Latino

# Chart 13 -- Lack of Telephone Service by Household Congressional District 6 (108th Congress), Alabama



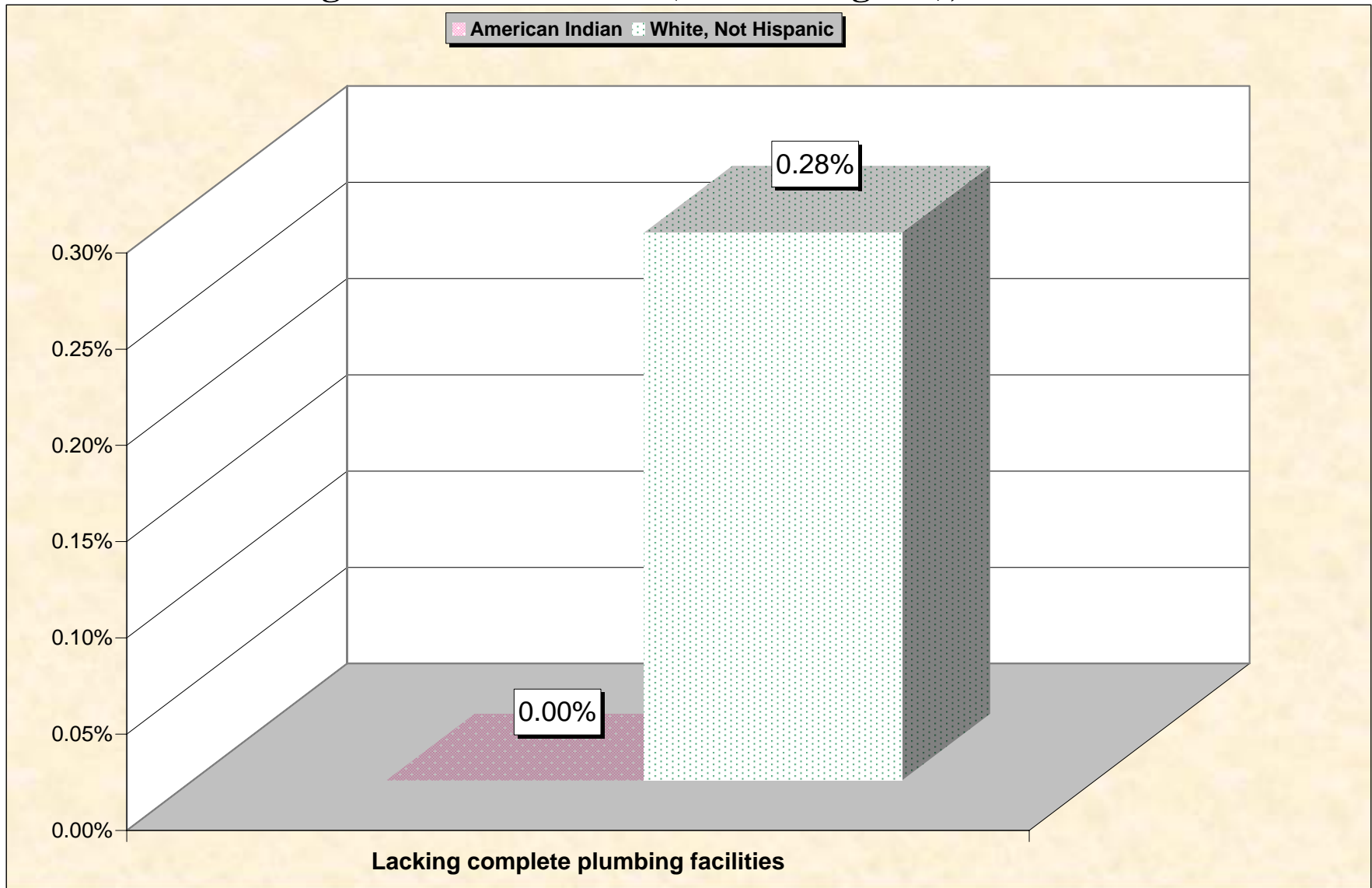
Source: Data Set: Census 2000 Summary File 3 (SF 3) - Sample Data -- HCT32C. TELEPHONE SERVICE AVAILABLE (AMERICAN INDIAN AND ALASKA NATIVE ALONE HOUSEHOLDER) [3] - Universe: Occupied housing units with a householder who is American Indian and Alaska Native alone; HCT32I. TELEPHONE SERVICE AVAILABLE (WHITE ALONE, NOT HISPANIC OR LATINO HOUSEHOLDER) [3] - Universe: Occupied housing units with a householder who is White alone, not Hispanic or Latino

# Chart 14 -- Lack of Vehicle By Household Congressional District 6 (108th Congress), Alabama



Source: Data Set: Census 2000 Summary File 3 (SF 3) - Sample Data -- HCT33C. VEHICLES AVAILABLE (AMERICAN INDIAN AND ALASKA NATIVE ALONE HOUSEHOLDER) [3] - Universe: Occupied housing units with a householder who is American Indian and Alaska Native alone;; HCT33I. VEHICLES AVAILABLE (WHITE ALONE, NOT HISPANIC OR LATINO HOUSEHOLDER) [3] - Universe: Occupied housing units with a householder who is White alone, not Hispanic or Latino

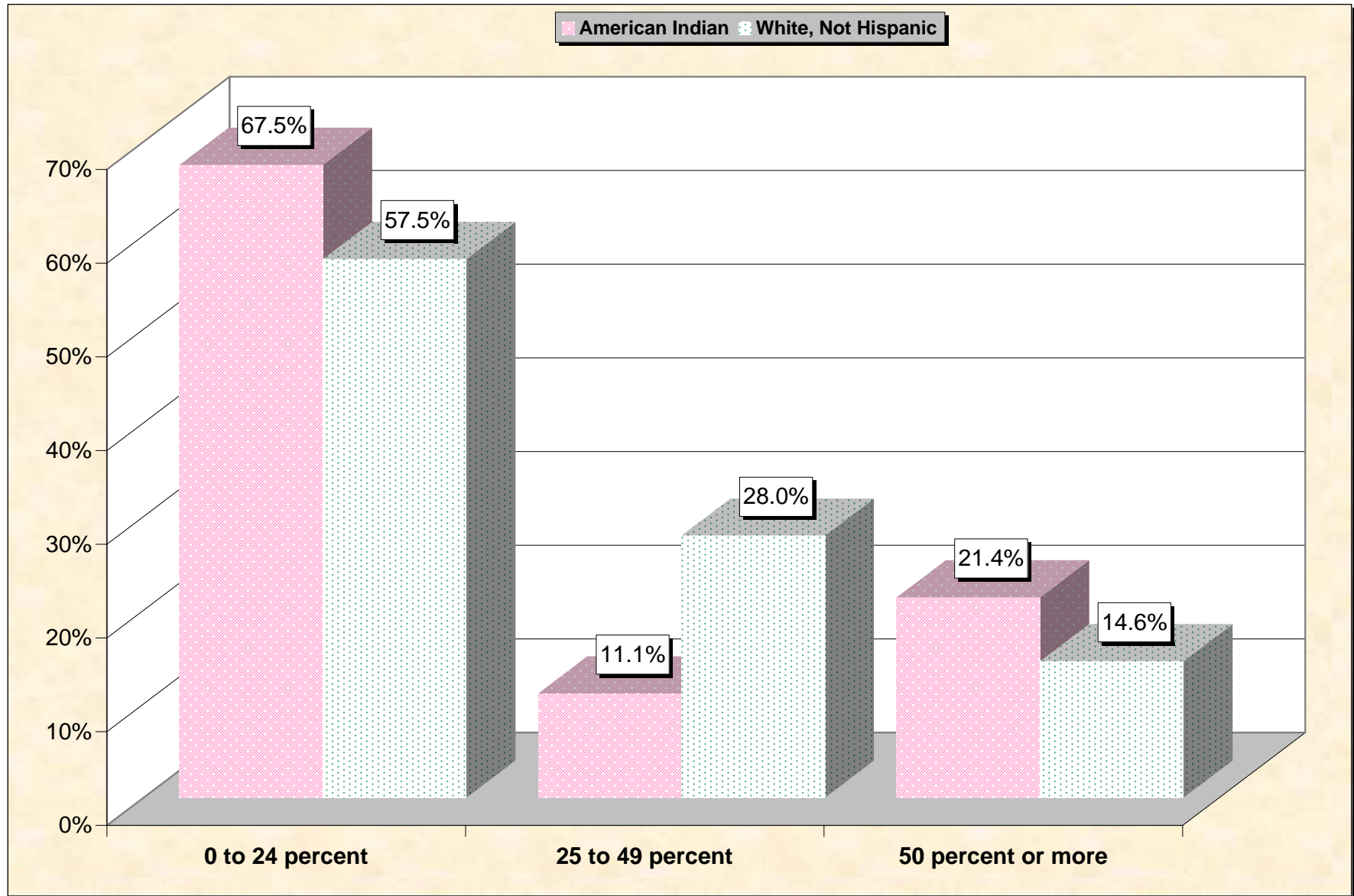
# Chart 15 -- Lack of Plumbing By Household Congressional District 6 (108th Congress), Alabama



Source: Data Set: Census 2000 Summary File 3 (SF 3) - Sample Data -- HCT34C. PLUMBING FACILITIES (AMERICAN INDIAN AND ALASKA NATIVE ALONE HOUSEHOLDER) [3] - Universe: Occupied housing units with a householder who is American Indian and Alaska Native alone; HCT34I. PLUMBING FACILITIES (WHITE ALONE, NOT HISPANIC OR LATINO HOUSEHOLDER) [3] - Universe: Occupied housing units with a householder who is White alone, not Hispanic or Latino.

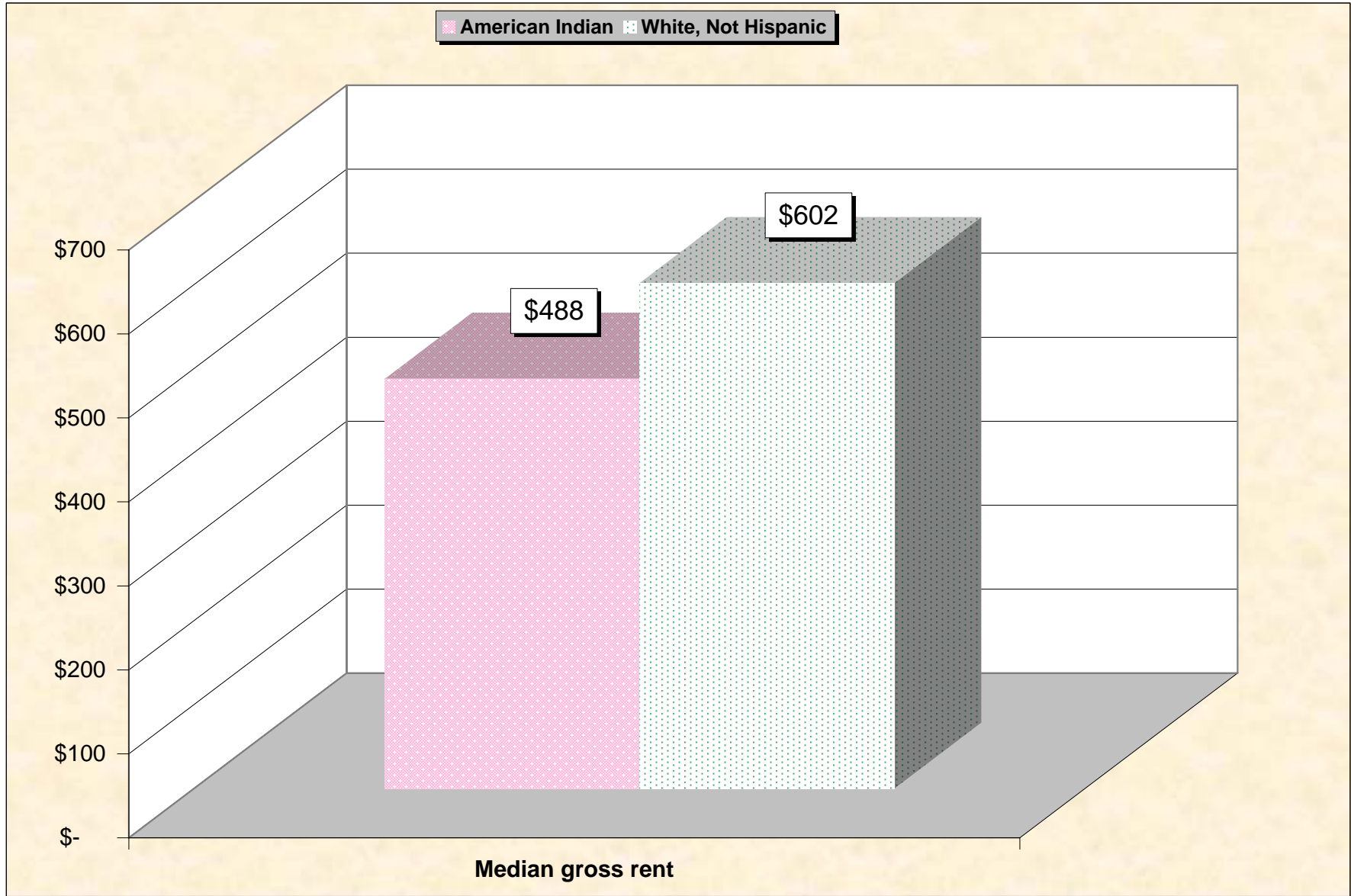
# Chart 16 -- Gross Rent as a Percentage of Household Income in 1999

## Congressional District 6 (108th Congress), Alabama



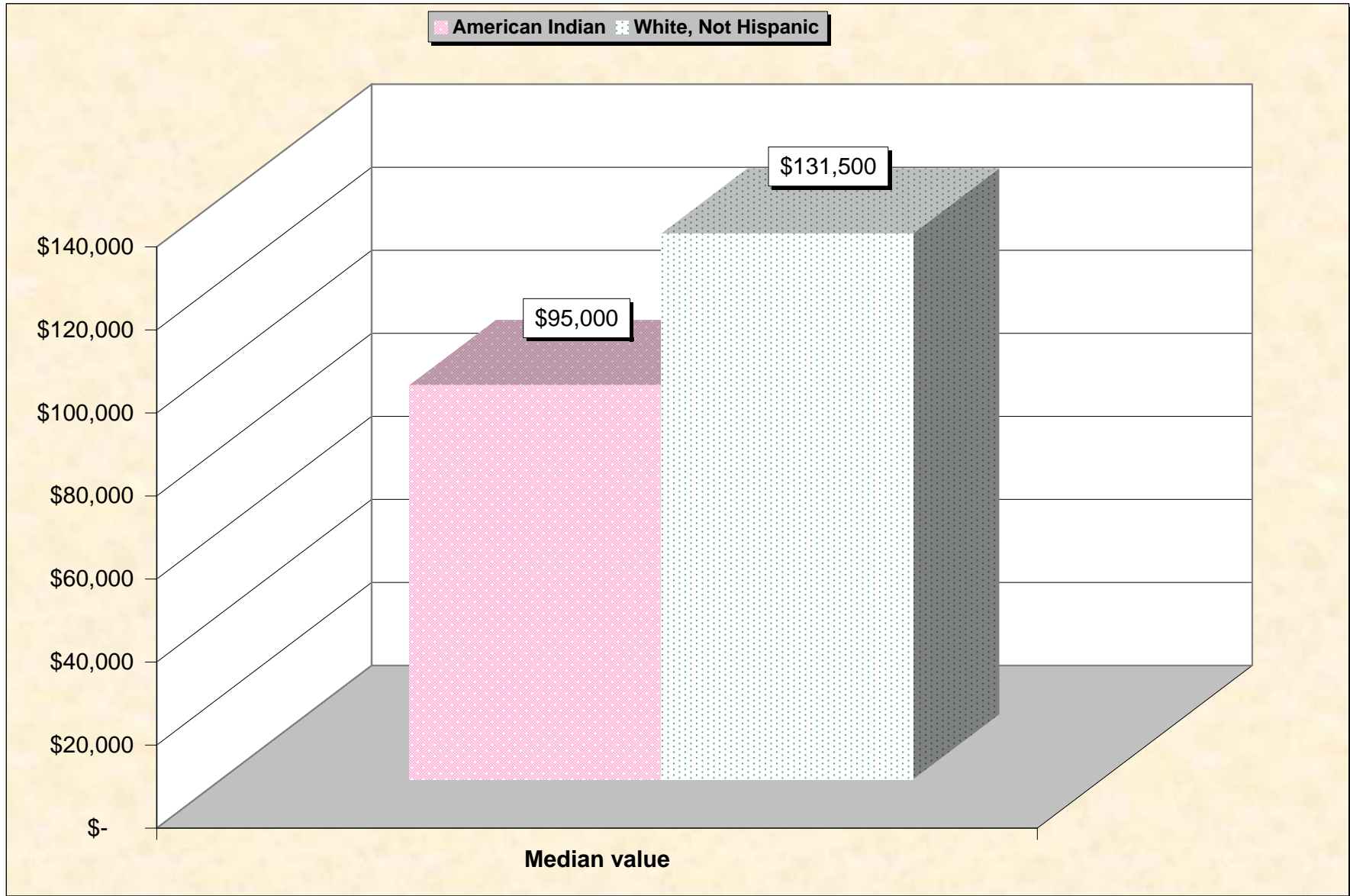
Source: Data Set: Census 2000 Summary File 3 (SF 3) - Sample Data -- HCT39C. GROSS RENT AS A PERCENTAGE OF HOUSEHOLD INCOME IN 1999 (AMERICAN INDIAN AND ALASKA NATIVE ALONE HOUSEHOLDER) [11] - Universe: Specified renter-occupied housing units with a householder who is American Indian and Alaska Native alone; HCT39I. GROSS RENT AS A PERCENTAGE OF HOUSEHOLD INCOME IN 1999 (WHITE ALONE, NOT HISPANIC OR LATINO HOUSEHOLDER) [11] - Universe: Specified renter-occupied housing units with a householder who is White alone, not Hispanic or Latino.

# Chart 17 -- Median Gross Rent By Household Congressional District 6 (108th Congress), Alabama



Source: Data Set: Census 2000 Summary File 3 (SF 3) - Sample Data -- HCT37C. MEDIAN GROSS RENT (DOLLARS) (AMERICAN INDIAN AND ALASKA NATIVE ALONE HOUSEHOLDER) [1] - Universe: Specified renter-occupied housing units paying cash rent with a householder who is American Indian and Alaska Native alone; HCT371. MEDIAN GROSS RENT (DOLLARS) (WHITE ALONE, NOT HISPANIC OR LATINO HOUSEHOLDER) [1] - Universe: Specified renter-occupied housing units paying cash rent with a householder who is White alone, not Hispanic or Latino

# Chart 18 -- Median Home Value By Household Congressional District 6 (108th Congress), Alabama



Source: Data Set: Census 2000 Summary File 3 (SF 3) - Sample Data -- HCT42C. MEDIAN VALUE (DOLLARS) (AMERICAN INDIAN AND ALASKA NATIVE ALONE HOUSEHOLDER) [1] - Universe: Specified owner-occupied housing units with a householder who is American Indian and Alaska Native alone; HCT42I. MEDIAN VALUE (DOLLARS) (WHITE ALONE, NOT HISPANIC OR LATINO HOUSEHOLDER) [1] - Universe: Specified owner-occupied housing units with a householder who is White alone, not Hispanic or Latino

## HOUSEHOLDS BY AGE OF HOUSEHOLDER BY HOUSEHOLD TYPE (INCLUDING LIVING ALONE) BY PRESENCE OF OWN CHILDREN UNDER 18 YEARS

### Source data for Chart 1

	American Indian Congressional District 6 (108th Congress), Alabama	White, Not Hispanic Congressional District 6 (108th Congress), Alabama
Total:	800	225,470
Householder 15 to 64 years:	738	177,875
Family households:	602	135,505
Married-couple family:	477	116,909
With own children under 18 years	246	62,224
No own children under 18 years	231	54,685
Other family:	125	18,596
Male householder, no wife present:	45	5,050
With own children under 18 years	30	2552
No own children under 18 years	15	2498
Female householder, no husband present:	80	13,546
With own children under 18 years	73	8,927
No own children under 18 years	7	4,619
Nonfamily households:	136	42,370
Householder living alone	136	35,358
Householder not living alone	0	7012
Householder 65 years and over:	62	47,595
Family households:	31	26,525
Married-couple family:	21	22709
With own children under 18 years	0	151
No own children under 18 years	21	22558
Other family:	10	3816
Male householder, no wife present:	0	543
With own children under 18 years	0	20
No own children under 18 years	0	523
Female householder, no husband present:	10	3273
With own children under 18 years	0	17
No own children under 18 years	10	3256
Nonfamily households:	31	21070
Householder living alone	29	20482
Householder not living alone	2	588

Source: Data Set: Census 2000 Summary File 3 (SF 3) - Sample Data - P146C. HOUSEHOLDS BY AGE OF HOUSEHOLDER BY HOUSEHOLD TYPE (INCLUDING LIVING ALONE) BY PRESENCE OF OWN CHILDREN UNDER 18 YEARS (AMERICAN INDIAN AND ALASKA NATIVE ALONE HOUSEHOLDER) [31] - Universe: Households with a householder who is American Indian and Alaska Native alone; P146I. HOUSEHOLDS BY AGE OF HOUSEHOLDER BY HOUSEHOLD TYPE (INCLUDING LIVING ALONE) BY PRESENCE OF OWN CHILDREN UNDER 18 YEARS (WHITE ALONE, NOT HISPANIC OR LATINO HOUSEHOLDER) [31] - Universe: Households with a householder who is White alone, not Hispanic or Latino.

## SCHOOL ENROLLMENT BY LEVEL OF SCHOOL BY TYPE OF SCHOOL FOR THE POPULATION 3 YEARS AND OVER

Source data for Chart 2

	American Indian	White, Not Hispanic
	Congressional District 6 (108th Congress), Alabama	Congressional District 6 (108th Congress), Alabama
Total:	2,015	541,994
Enrolled in nursery school, preschool:	0	10,375
Public school	0	3,226
Private school	0	7,149
Enrolled in kindergarten:	11	8,209
Public school	11	6,131
Private school	0	2,078
Enrolled in grade 1 to grade 8:	271	61,854
Public school	240	54,199
Private school	31	7,655
Enrolled in grade 9 to grade 12:	171	29,144
Public school	120	25,838
Private school	51	3,306
Enrolled in college:	119	27,606
Public school	88	21,540
Private school	31	6,066
Not enrolled in school	1,443	404,806

Source: Data Set: Census 2000 Summary File 3 (SF 3) - Sample Data - P146C. HOUSEHOLDS BY AGE OF HOUSEHOLDER BY HOUSEHOLD TYPE (INCLUDING LIVING ALONE) BY PRESENCE OF OWN CHILDREN UNDER 18 YEARS (AMERICAN INDIAN AND ALASKA NATIVE ALONE HOUSEHOLDER) [31] - Universe: Households with a householder who is American Indian and Alaska Native alone; P146I. HOUSEHOLDS BY AGE OF HOUSEHOLDER BY HOUSEHOLD TYPE (INCLUDING LIVING ALONE) BY PRESENCE OF OWN CHILDREN UNDER 18 YEARS (WHITE ALONE, NOT HISPANIC OR LATINO HOUSEHOLDER) [31] - Universe: Households with a householder who is White alone, not Hispanic or Latino.

## SEX BY EDUCATIONAL ATTAINMENT FOR THE POPULATION 25 YEARS AND OVER

### Source data for Chart 3

	American Indian	White, Not Hispanic
	Congressional District 6 (108th Congress), Alabama	Congressional District 6 (108th Congress), Alabama
Total:	1,299	384,380
Male:	639	182,568
Less than 9th grade	28	9,005
9th to 12th grade, no diploma	119	20,326
High school graduate (includes equivalency)	188	45,167
Some college, no degree	149	38,714
Associate degree	61	8,633
Bachelor's degree	35	39,218
Graduate or professional degree	59	21,505
Female:	660	201,812
Less than 9th grade	31	9,636
9th to 12th grade, no diploma	144	22,472
High school graduate (includes equivalency)	202	59,384
Some college, no degree	124	43,977
Associate degree	45	10,256
Bachelor's degree	73	36,368
Graduate or professional degree	41	19,719

*Source: Data Set: Census 2000 Summary File 3 (SF 3) - Sample Data -- P148C. SEX BY EDUCATIONAL ATTAINMENT FOR THE POPULATION 25 YEARS AND OVER (AMERICAN INDIAN AND ALASKA NATIVE ALONE) [17] - Universe: American Indian and Alaska Native alone population 25 years and over; P148I. SEX BY EDUCATIONAL ATTAINMENT FOR THE POPULATION 25 YEARS AND OVER (WHITE ALONE, NOT HISPANIC OR LATINO) [17] - Universe: White alone, not Hispanic or Latino population 25 years and over.*

## SEX BY EMPLOYMENT STATUS FOR THE POPULATION 16 YEARS AND OVER

Source data for Charts 4 and 5

	American Indian	White, Not Hispanic
	Congressional District 6 (108th Congress), Alabama	Congressional District 6 (108th Congress), Alabama
Total:	1,625	444,004
Male:	800	212,089
In labor force:	608	158,812
In Armed Forces	2	459
Civilian:	606	158,353
Employed	585	153,795
Unemployed	21	4,558
Not in labor force	192	53,277
Female:	825	231,915
In labor force:	419	130,138
In Armed Forces	0	135
Civilian:	419	130,003
Employed	377	125,966
Unemployed	42	4,037
Not in labor force	406	101,777

*Source: Data Set: Census 2000 Summary File 3 (SF 3) - Sample Data -- P150C. SEX BY EMPLOYMENT STATUS FOR THE POPULATION 16 YEARS AND OVER (AMERICAN INDIAN AND ALASKA NATIVE ALONE) [15] - Universe: American Indian and Alaska Native alone population 16 years and over; P150I. SEX BY EMPLOYMENT STATUS FOR THE POPULATION 16 YEARS AND OVER (WHITE ALONE, NOT HISPANIC OR LATINO) [15] - Universe: White alone, not Hispanic or Latino population 16 years and over*

## HOUSEHOLD INCOME IN 1999

### Source data for Chart 6

	American Indian	White, Not Hispanic
	Congressional District 6 (108th Congress), Alabama	Congressional District 6 (108th Congress), Alabama
Total:	800	225,470
Less than \$10,000	113	15,442
\$10,000 to \$14,999	50	11,105
\$15,000 to \$19,999	9	11,028
\$20,000 to \$24,999	83	13,214
\$25,000 to \$29,999	18	13,400
\$30,000 to \$34,999	42	14,190
\$35,000 to \$39,999	42	13,516
\$40,000 to \$44,999	59	12,782
\$45,000 to \$49,999	62	11,336
\$50,000 to \$59,999	80	21,496
\$60,000 to \$74,999	117	25,887
\$75,000 to \$99,999	48	26,926
\$100,000 to \$124,999	37	13,794
\$125,000 to \$149,999	34	7,107
\$150,000 to \$199,999	0	6,666
\$200,000 or more	6	7,581

Source: Data Set: Census 2000 Summary File 3 (SF 3) - Sample Data -- P151C. HOUSEHOLD INCOME IN 1999 (AMERICAN INDIAN AND ALASKA NATIVE ALONE HOUSEHOLDER) [17] - Universe: Households with a householder who is American Indian and Alaska Native alone; P151I. HOUSEHOLD INCOME IN 1999 (WHITE ALONE, NOT HISPANIC OR LATINO HOUSEHOLDER) [17] - Universe: Households with a householder who is White alone, not Hispanic or Latino

## MEDIAN FAMILY INCOME IN 1999

### Source data for Chart 7

	American Indian	White, Not Hispanic
	Congressional District 6 (108th Congress), Alabama	Congressional District 6 (108th Congress), Alabama
Median family income in 1999	\$ 48,750	\$ 57,886

Source: Data Set: Census 2000 Summary File 3 (SF 3) - Sample Data -- P155C. MEDIAN FAMILY INCOME IN 1999 (DOLLARS) (AMERICAN INDIAN AND ALASKA NATIVE ALONE HOUSEHOLDER) [1] - Universe: Families with a householder who is American Indian and Alaska Native alone ; P155I. MEDIAN FAMILY INCOME IN 1999 (DOLLARS) (WHITE ALONE, NOT HISPANIC OR LATINO HOUSEHOLDER) [1] - Universe: Families with a householder who is White alone, not Hispanic or Latino

## PER CAPITA INCOME IN 1999

### Source data for Chart 8

	American Indian	White, Not Hispanic
	Congressional District 6 (108th Congress), Alabama	Congressional District 6 (108th Congress), Alabama
Per capita income in 1999	\$ 17,767	\$ 26,171

Source: Data Set: Census 2000 Summary File 3 (SF 3) - Sample Data -- P157C. PER CAPITA INCOME IN 1999 (DOLLARS) (AMERICAN INDIAN AND ALASKA NATIVE ALONE) [1] - Universe: American Indian and Alaska Native alone population; P157I. PER CAPITA INCOME IN 1999 (DOLLARS) (WHITE ALONE, NOT HISPANIC OR LATINO) [1] - Universe: White alone, not Hispanic or Latino population

## POVERTY STATUS IN 1999 BY AGE

### Source data for Chart 9

	American Indian	White, Not Hispanic
	Congressional District 6 (108th Congress), Alabama	Congressional District 6 (108th Congress), Alabama
Total:	2,038	555,954
Income in 1999 below poverty level:	294	37,310
Under 5 years	18	2,704
5 years	0	591
6 to 11 years	32	3,465
12 to 17 years	19	3,117
18 to 64 years	195	21,740
65 to 74 years	15	2,588
75 years and over	15	3,105
Income in 1999 at or above poverty level:	1,744	518,644
Under 5 years	89	32,616
5 years	0	6,802
6 to 11 years	210	41,588
12 to 17 years	141	42,433
18 to 64 years	1,202	330,045
65 to 74 years	90	37,622
75 years and over	12	27,538

Source: Data Set: Census 2000 Summary File 3 (SF 3) - Sample Data -- P159C. POVERTY STATUS IN 1999 BY AGE (AMERICAN INDIAN AND ALASKA NATIVE ALONE) [17] - Universe: American Indian and Alaska Native alone population for whom poverty status is determined;P159I. POVERTY STATUS IN 1999 BY AGE (WHITE ALONE, NOT HISPANIC OR LATINO) [17] - Universe: White alone, not Hispanic or Latino population for whom poverty status is determined.

## MEDIAN EARNINGS IN 1999

### Source data for Chart 10

	American Indian	White, Not Hispanic
	Congressional District 6 (108th Congress), Alabama	Congressional District 6 (108th Congress), Alabama
Median earnings in 1999 --		
Worked full-time, year-round in 1999 --		
Total	\$ 30,858	\$ 36,144
Male	\$ 37,540	\$ 41,348
Female	\$ 24,145	\$ 29,675
Other --		
Total	\$ 6,795	\$ 10,341
Male	\$ 6,607	\$ 12,177
Female	\$ 6,860	\$ 9,412

Source: Data Set: Census 2000 Summary File 3 (SF 3) - Sample Data -- PCT74C. MEDIAN EARNINGS IN 1999 (DOLLARS) BY WORK EXPERIENCE IN 1999 BY SEX FOR THE POPULATION 16 YEARS AND OVER WITH EARNINGS (AMERICAN INDIAN AND ALASKA NATIVE ALONE) [6] - Universe: American Indian and Alaska Native alone population 16 years and over with earnings in 1999; PCT74I. MEDIAN EARNINGS IN 1999 (DOLLARS) BY WORK EXPERIENCE IN 1999 BY SEX FOR THE POPULATION 16 YEARS AND OVER WITH EARNINGS (WHITE ALONE, NOT HISPANIC OR LATINO) [6] - Universe: White alone, not Hispanic or Latino population 16 years and over with earnings in 1999

## TENURE BY RACE OF HOUSEHOLDER

### Source data for Chart 11

	<b>Congressional District 6 (108th Congress), Alabama</b>
Total:	249,160
Owner occupied:	194,352
Householder who is White alone	181,609
Householder who is Black or African American alone	9,687
Householder who is American Indian and Alaska Native alone	567
Householder who is Asian alone	973
Householder who is Native Hawaiian and Other Pacific Islander alone	19
Householder who is Some other race alone	371
Householder who is Two or more races	1,126
Renter occupied:	54,808
Householder who is White alone	45,473
Householder who is Black or African American alone	6,992
Householder who is American Indian and Alaska Native alone	139
Householder who is Asian alone	887
Householder who is Native Hawaiian and Other Pacific Islander alone	14
Householder who is Some other race alone	678
Householder who is Two or more races	625

### *White alone, not Hispanic*

### White, Not Hispanic

		<b>Congressional District 6 (108th Congress), Alabama</b>
Total:		225,642
Owner occupied		180,798
Renter occupied		44,844

Source: Data Set: Census 2000 Summary File 3 (SF 3) - Sample Data -- H11. TENURE BY RACE OF HOUSEHOLDER [17] - Universe: Occupied housing units; H13. TENURE (WHITE ALONE, NOT HISPANIC OR LATINO HOUSEHOLDER) [3] - Universe: Occupied housing units with a householder who is White alone, not Hispanic or Latino.

## OCCUPANTS PER ROOM

### Source data for Chart 12

	American Indian	White, Not Hispanic
	Congressional District 6 (108th Congress), Alabama	Congressional District 6 (108th Congress), Alabama
Total:	706	225,642
1.00 or less occupants per room	641	223,128
1.01 or more occupants per room	65	2,514

Source: Data Set: Census 2000 Summary File 3 (SF 3) - Sample Data -- HCT29C. OCCUPANTS PER ROOM (AMERICAN INDIAN AND ALASKA NATIVE ALONE HOUSEHOLDER) [3] - Universe: Occupied housing units with a householder who is American Indian and Alaska Native alone; HCT29I. OCCUPANTS PER ROOM (WHITE ALONE, NOT HISPANIC OR LATINO HOUSEHOLDER) [3] - Universe: Occupied housing units with a householder who is White alone, not Hispanic or Latino

## TELEPHONE SERVICE AVAILABLE

### Source data for Chart 13

	American Indian	White, Not Hispanic
	Congressional District 6 (108th Congress), Alabama	Congressional District 6 (108th Congress), Alabama
Total:	706	225,642
With telephone service available	646	221,989
No telephone service available	60	3,653

Source: Data Set: Census 2000 Summary File 3 (SF 3) - Sample Data -- HCT32C. TELEPHONE SERVICE AVAILABLE (AMERICAN INDIAN AND ALASKA NATIVE ALONE HOUSEHOLDER) [3] - Universe: Occupied housing units with a householder who is American Indian and Alaska Native alone; HCT32I. TELEPHONE SERVICE AVAILABLE (WHITE ALONE, NOT HISPANIC OR LATINO HOUSEHOLDER) [3] - Universe: Occupied housing units with a householder who is White alone, not Hispanic or Latino

## VEHICLES AVAILABLE

### Source data for Chart 14

	American Indian	White, Not Hispanic
	Congressional District 6 (108th Congress), Alabama	Congressional District 6 (108th Congress), Alabama
Total:	706	225,642
No vehicle available	34	9,072
1 or more vehicles available	672	216,570

Source: Data Set: Census 2000 Summary File 3 (SF 3) - Sample Data -- HCT33C. VEHICLES AVAILABLE (AMERICAN INDIAN AND ALASKA NATIVE ALONE HOUSEHOLDER) [3] - Universe: Occupied housing units with a householder who is American Indian and Alaska Native alone;; HCT33I. VEHICLES AVAILABLE (WHITE ALONE, NOT HISPANIC OR LATINO HOUSEHOLDER) [3] - Universe: Occupied housing units with a householder who is White alone, not Hispanic or Latino

## PLUMBING FACILITIES

### Source data for Chart 15

	American Indian	White, Not Hispanic
	Congressional District 6 (108th Congress), Alabama	Congressional District 6 (108th Congress), Alabama
Total:	706	225,642
Complete plumbing facilities	706	221,989
Lacking complete plumbing facilities	0	3,653

Source: Data Set: Census 2000 Summary File 3 (SF 3) - Sample Data -- HCT34C. PLUMBING FACILITIES (AMERICAN INDIAN AND ALASKA NATIVE ALONE HOUSEHOLDER) [3] - Universe: Occupied housing units with a householder who is American Indian and Alaska Native alone; HCT34I. PLUMBING FACILITIES (WHITE ALONE, NOT HISPANIC OR LATINO HOUSEHOLDER) [3] - Universe: Occupied housing units with a householder who is White alone, not Hispanic or Latino.

## GROSS RENT AS A PERCENTAGE OF HOUSEHOLD INCOME IN 1999

### Source data for Chart 16

	American Indian	White, Not Hispanic
	Congressional District 6 (108th Congress), Alabama	Congressional District 6 (108th Congress), Alabama
Total:	139	43,942
Less than 10 percent	13	3,055
10 to 14 percent	35	6,399
15 to 19 percent	19	7,188
20 to 24 percent	12	5,598
25 to 29 percent	3	4,213
30 to 34 percent	0	2,554
35 to 39 percent	10	1,706
40 to 49 percent	0	2,349
50 percent or more	25	5,638
Not computed	22	5,242

Source: Data Set: Census 2000 Summary File 3 (SF 3) - Sample Data -- HCT39C. GROSS RENT AS A PERCENTAGE OF HOUSEHOLD INCOME IN 1999 (AMERICAN INDIAN AND ALASKA NATIVE ALONE HOUSEHOLDER) [11] - Universe: Specified renter-occupied housing units with a householder who is American Indian and Alaska Native alone; HCT39I. GROSS RENT AS A PERCENTAGE OF HOUSEHOLD INCOME IN 1999 (WHITE ALONE, NOT HISPANIC OR LATINO HOUSEHOLDER) [11] - Universe: Specified renter-occupied housing units with a householder who is White alone, not Hispanic or Latino.

## MEDIAN GROSS RENT

### Source data for Chart 17

	American Indian	White, Not Hispanic
	Congressional District 6 (108th Congress), Alabama	Congressional District 6 (108th Congress), Alabama
Median gross rent	\$ 488	\$ 602

Source: Data Set: Census 2000 Summary File 3 (SF 3) - Sample Data -- HCT37C. MEDIAN GROSS RENT (DOLLARS) (AMERICAN INDIAN AND ALASKA NATIVE ALONE HOUSEHOLDER) [1] - Universe: Specified renter-occupied housing units paying cash rent with a householder who is American Indian and Alaska Native alone; HCT37I. MEDIAN GROSS RENT (DOLLARS) (WHITE ALONE, NOT HISPANIC OR LATINO HOUSEHOLDER) [1] - Universe: Specified renter-occupied housing units paying cash rent with a householder who is White alone, not Hispanic or Latino

## MEDIAN HOME VALUE

### Source data for Chart 18

	American Indian	White, Not Hispanic
	Congressional District 6 (108th Congress), Alabama	Congressional District 6 (108th Congress), Alabama
Median value	\$ 95,000	\$ 131,500

Source: Data Set: Census 2000 Summary File 3 (SF 3) - Sample Data -- HCT42C. MEDIAN VALUE (DOLLARS) (AMERICAN INDIAN AND ALASKA NATIVE ALONE HOUSEHOLDER) [1] - Universe: Specified owner-occupied housing units with a householder who is American Indian and Alaska Native alone; HCT42I. MEDIAN VALUE (DOLLARS) (WHITE ALONE, NOT HISPANIC OR LATINO HOUSEHOLDER) [1] - Universe: Specified owner-occupied housing units with a householder who is White alone, not Hispanic or Latino