

Selected Socio-Economic Data

Congressional District 13 (108th Congress), California

American Indian/Alaska Native and White, Not Hispanic

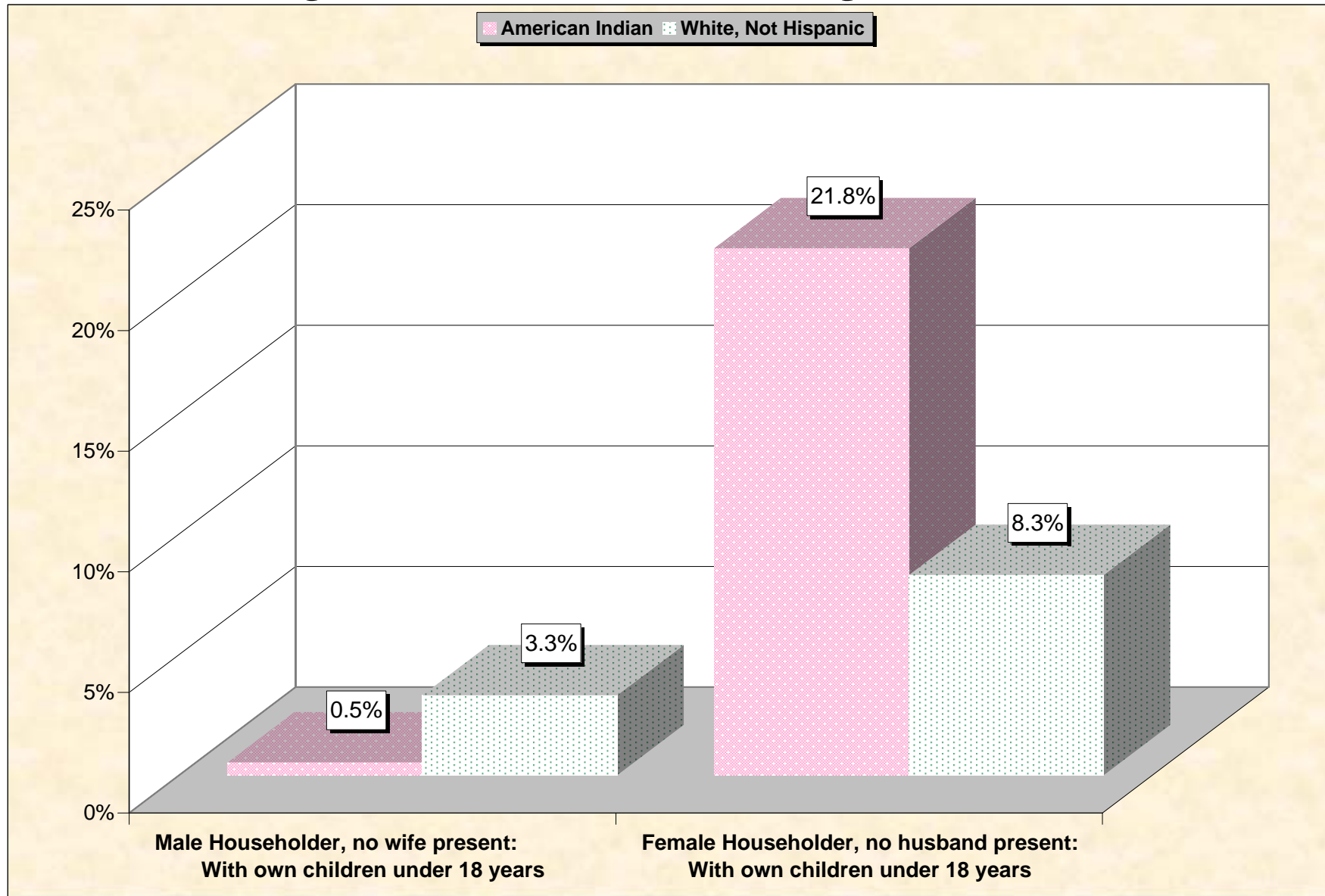
Data Set: Census 2000 Summary File 3 (SF 3) - Sample Data

<http://congress.techpolitics.org>

www.fairdata2000.com

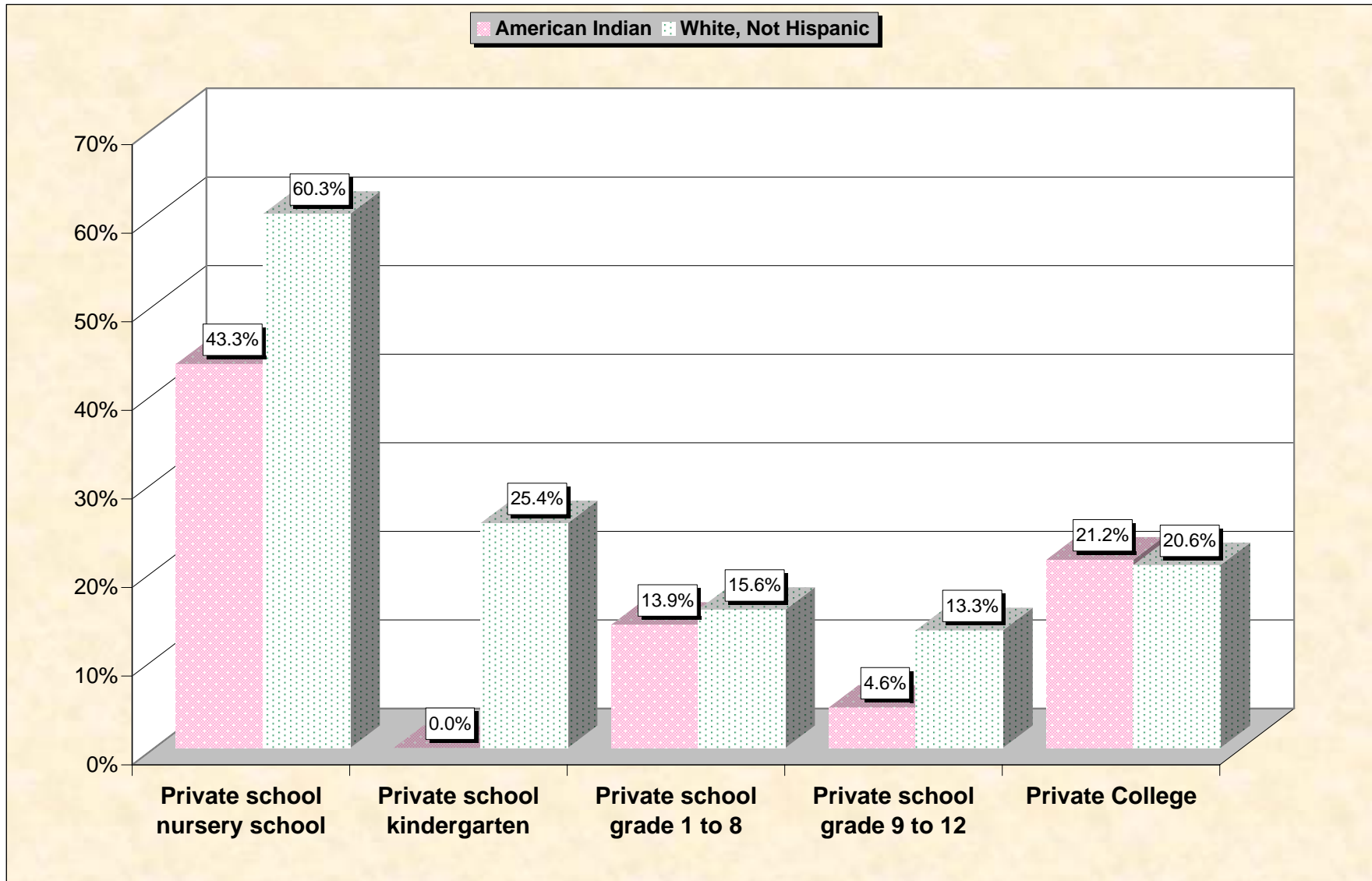
[24-Jan-04](#)

Chart 1 -- Single-Parent Family Households (Householder 15 to 64 years) Congressional District 13 (108th Congress), California



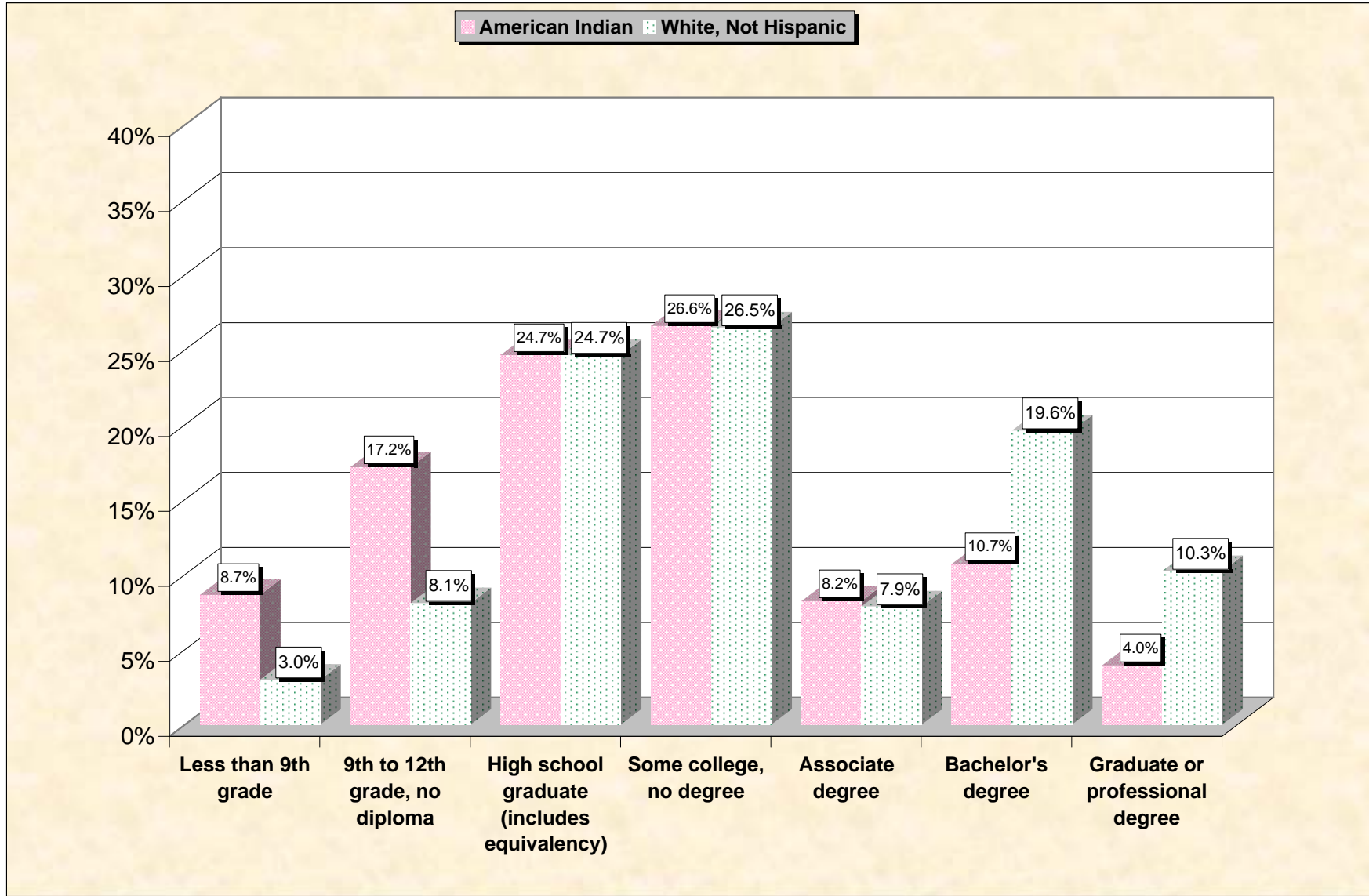
Source: Data Set: Census 2000 Summary File 3 (SF 3) - Sample Data - P146C. HOUSEHOLDS BY AGE OF HOUSEHOLDER BY HOUSEHOLD TYPE (INCLUDING LIVING ALONE) BY PRESENCE OF OWN CHILDREN UNDER 18 YEARS (AMERICAN INDIAN AND ALASKA NATIVE ALONE HOUSEHOLDER) [31] - Universe: Households with a householder who is American Indian and Alaska Native alone; P146I. HOUSEHOLDS BY AGE OF HOUSEHOLDER BY HOUSEHOLD TYPE (INCLUDING LIVING ALONE) BY PRESENCE OF OWN CHILDREN UNDER 18 YEARS (WHITE ALONE, NOT HISPANIC OR LATINO HOUSEHOLDER) [31] - Universe: Households with a householder who is White alone, not Hispanic or Latino.

Chart 2 -- Private School Enrollment (3 years and over) Congressional District 13 (108th Congress), California



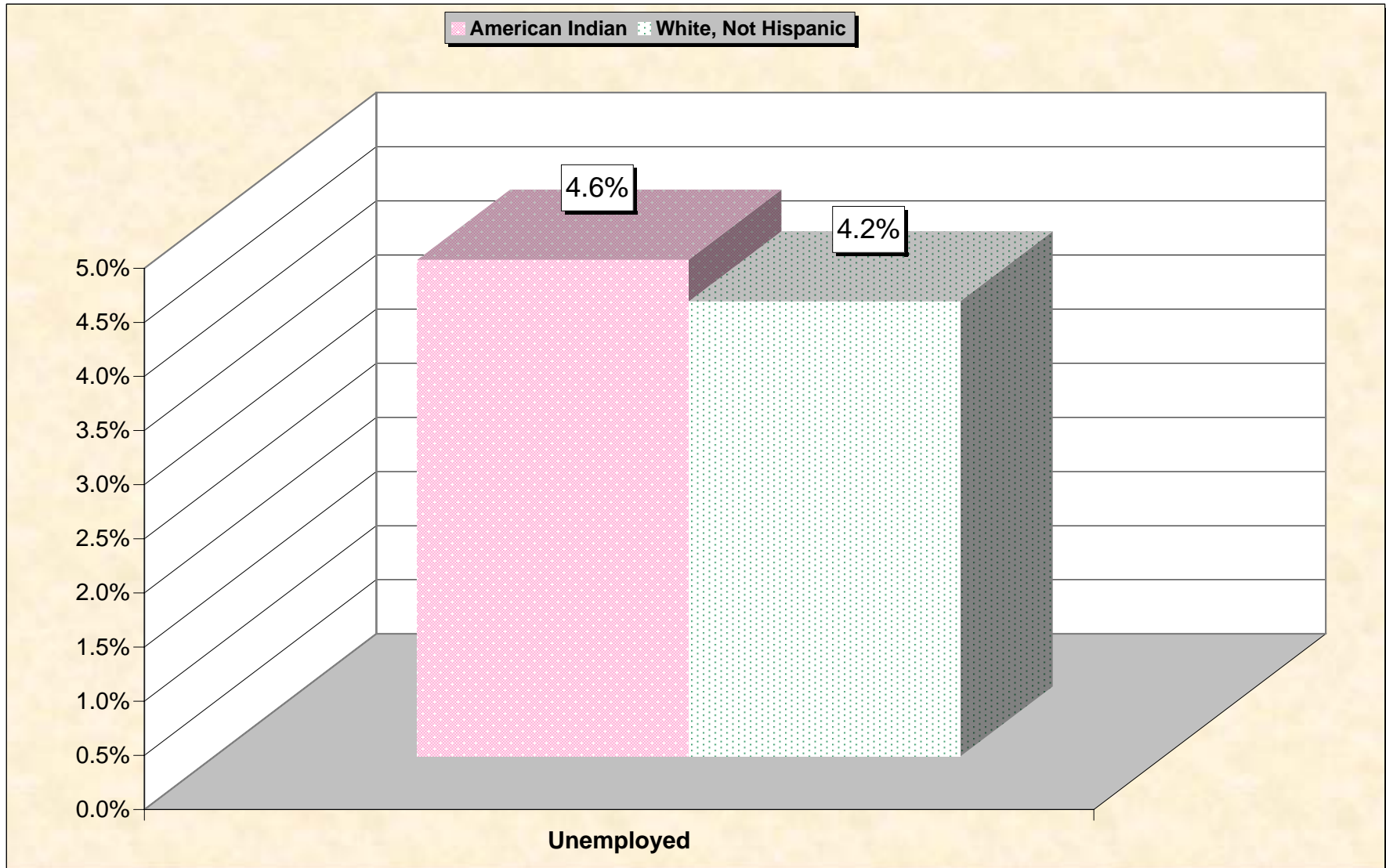
Source: Data Set: Census 2000 Summary File 3 (SF 3) - Sample Data -- P147C. SCHOOL ENROLLMENT BY LEVEL OF SCHOOL BY TYPE OF SCHOOL FOR THE POPULATION 3 YEARS AND OVER (AMERICAN INDIAN AND ALASKA NATIVE ALONE) [17] - Universe: American Indian and Alaska Native alone population 3 years and over; P147I. SCHOOL ENROLLMENT BY LEVEL OF SCHOOL BY TYPE OF SCHOOL FOR THE POPULATION 3 YEARS AND OVER (WHITE ALONE, NOT HISPANIC OR LATINO) [17] - Universe: White alone, not Hispanic or Latino population 3 years and over.

Chart 3 -- Educational Attainment (25 years and over) Congressional District 13 (108th Congress), California



Source: Data Set: Census 2000 Summary File 3 (SF 3) - Sample Data -- P148C. SEX BY EDUCATIONAL ATTAINMENT FOR THE POPULATION 25 YEARS AND OVER (AMERICAN INDIAN AND ALASKA NATIVE ALONE) [17] - Universe: American Indian and Alaska Native alone population 25 years and over; P148I. SEX BY EDUCATIONAL ATTAINMENT FOR THE POPULATION 25 YEARS AND OVER (WHITE ALONE, NOT HISPANIC OR LATINO) [17] - Universe: White alone, not Hispanic or Latino population 25 years and over.

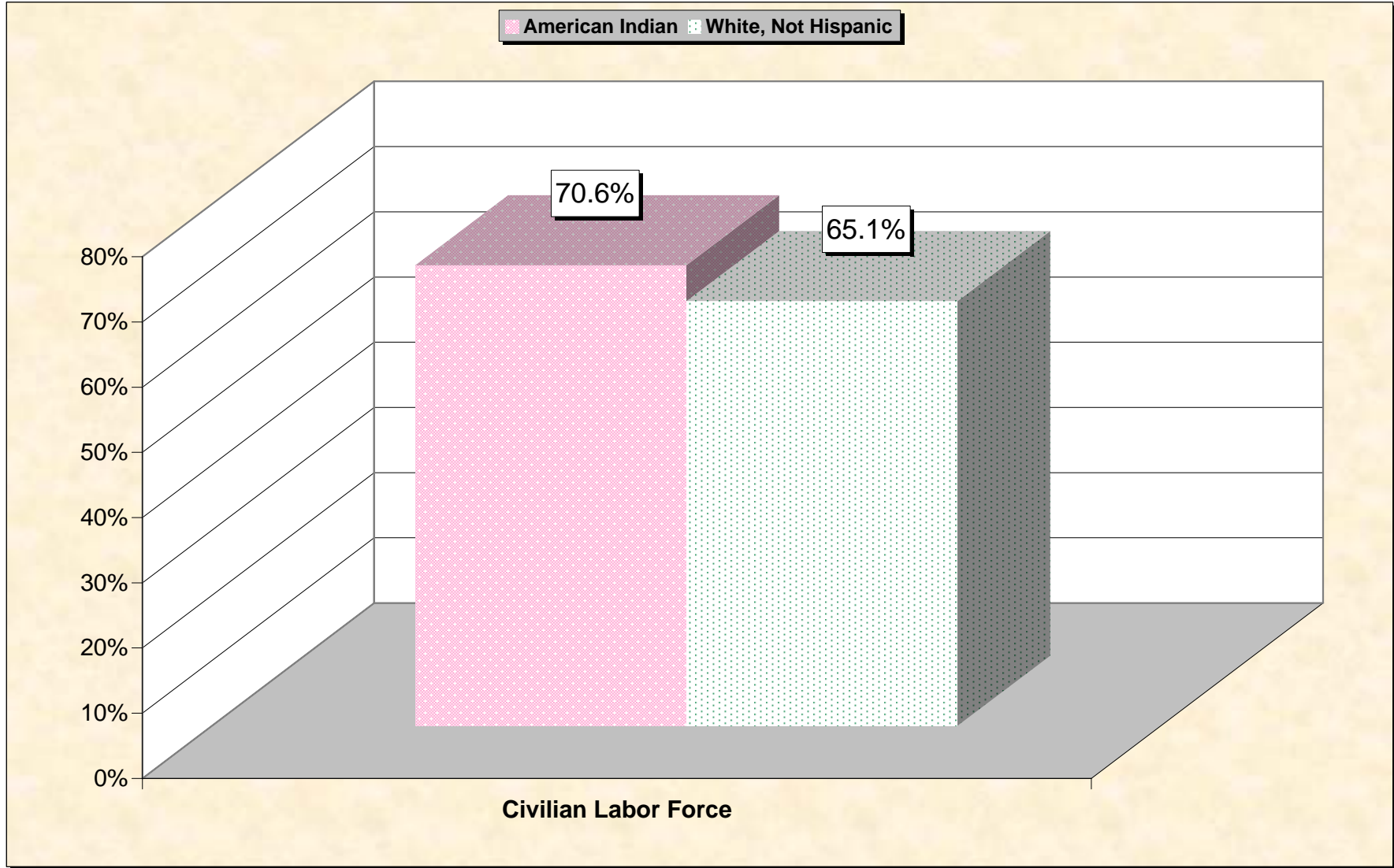
Chart 4 -- Unemployment Rate (Civilian Labor Force) Congressional District 13 (108th Congress), California



Note: Unemployment rate is defined as a percentage of the civilian labor force.

Source: Data Set: Census 2000 Summary File 3 (SF 3) - Sample Data -- P150C. SEX BY EMPLOYMENT STATUS FOR THE POPULATION 16 YEARS AND OVER (AMERICAN INDIAN AND ALASKA NATIVE ALONE) [15] - Universe: American Indian and Alaska Native alone population 16 years and over; P150I. SEX BY EMPLOYMENT STATUS FOR THE POPULATION 16 YEARS AND OVER (WHITE ALONE, NOT HISPANIC OR LATINO) [15] - Universe: White alone, not Hispanic or Latino population 16 years and over

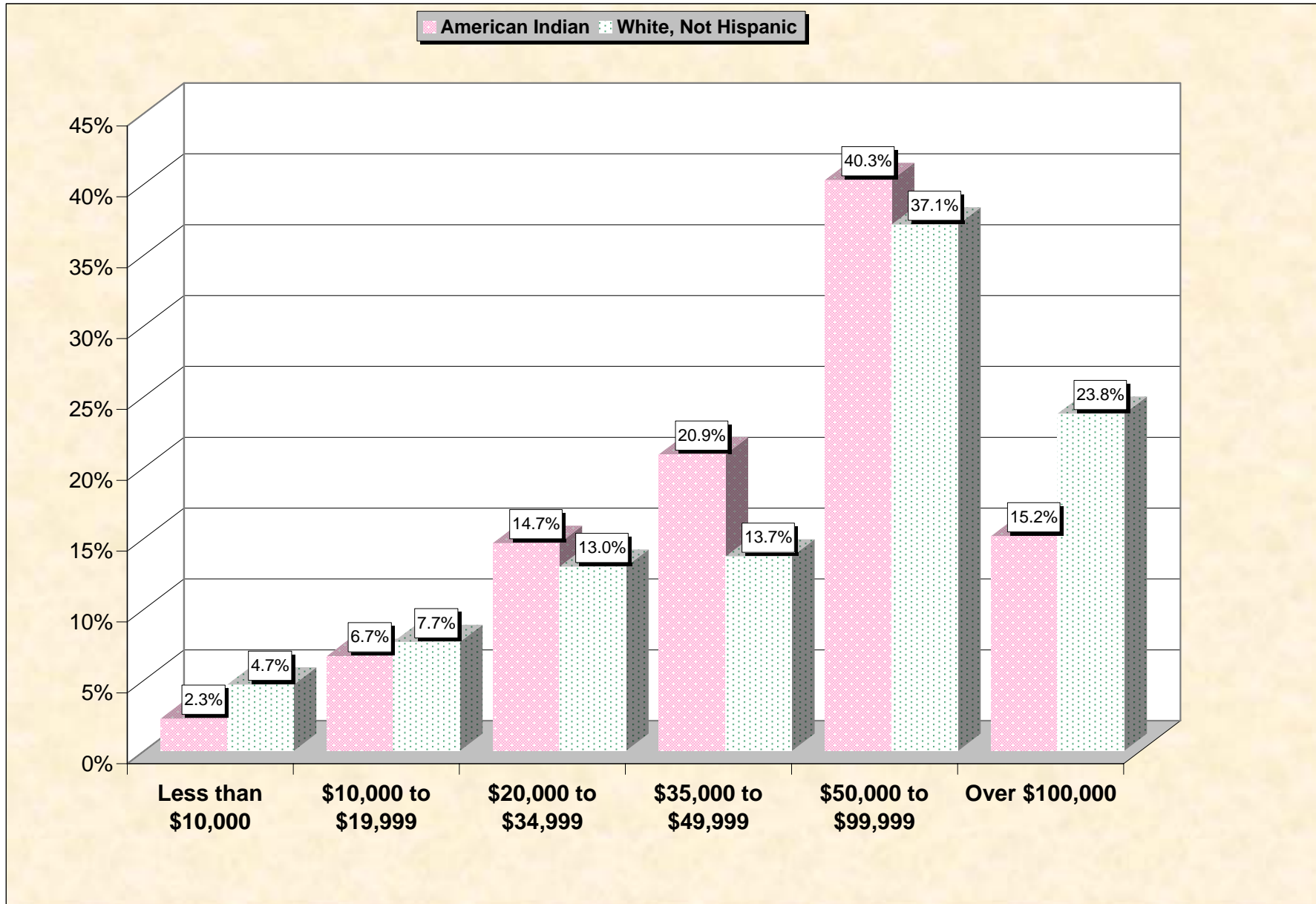
Chart 5 -- Labor Force Participation (Civilian Labor Force) Congressional District 13 (108th Congress), California



Note: Labor force participation rate is defined as a percentage of the civilian population over 16.

Source: Data Set: Census 2000 Summary File 3 (SF 3) - Sample Data -- P150C. SEX BY EMPLOYMENT STATUS FOR THE POPULATION 16 YEARS AND OVER (AMERICAN INDIAN AND ALASKA NATIVE ALONE) [15] - Universe: American Indian and Alaska Native alone population 16 years and over; P150I. SEX BY EMPLOYMENT STATUS FOR THE POPULATION 16 YEARS AND OVER (WHITE ALONE, NOT HISPANIC OR LATINO) [15] - Universe: White alone, not Hispanic or Latino population 16 years and over

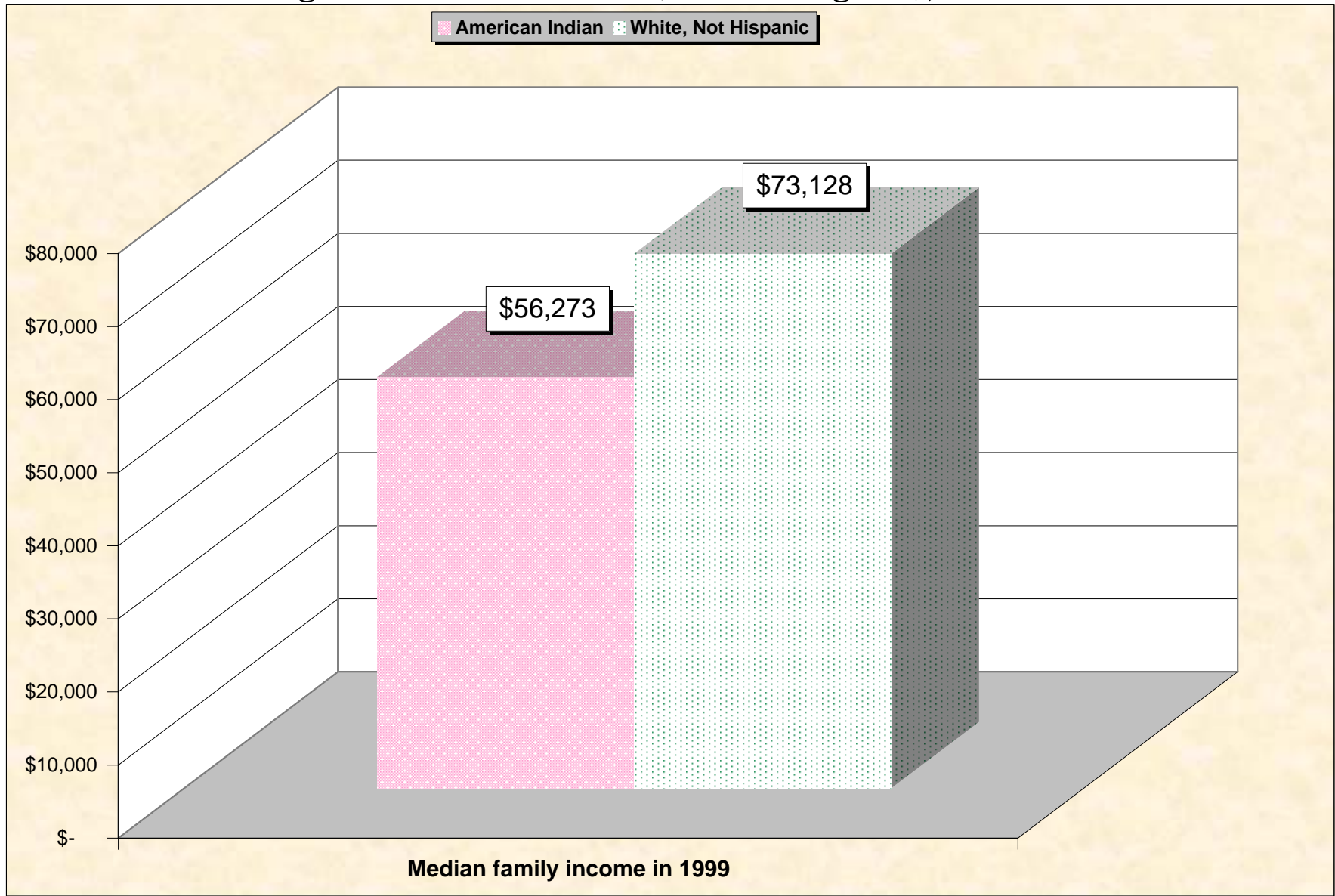
Chart 6 -- Household Income in 1999 Congressional District 13 (108th Congress), California



Source: Data Set: Census 2000 Summary File 3 (SF 3) - Sample Data -- P151C. HOUSEHOLD INCOME IN 1999 (AMERICAN INDIAN AND ALASKA NATIVE ALONE HOUSEHOLDER) [17] - Universe: Households with a householder who is American Indian and Alaska Native alone; P151I. HOUSEHOLD INCOME IN 1999 (WHITE ALONE, NOT HISPANIC OR LATINO HOUSEHOLDER) [17] - Universe: Households with a householder who is White alone, not Hispanic or Latino

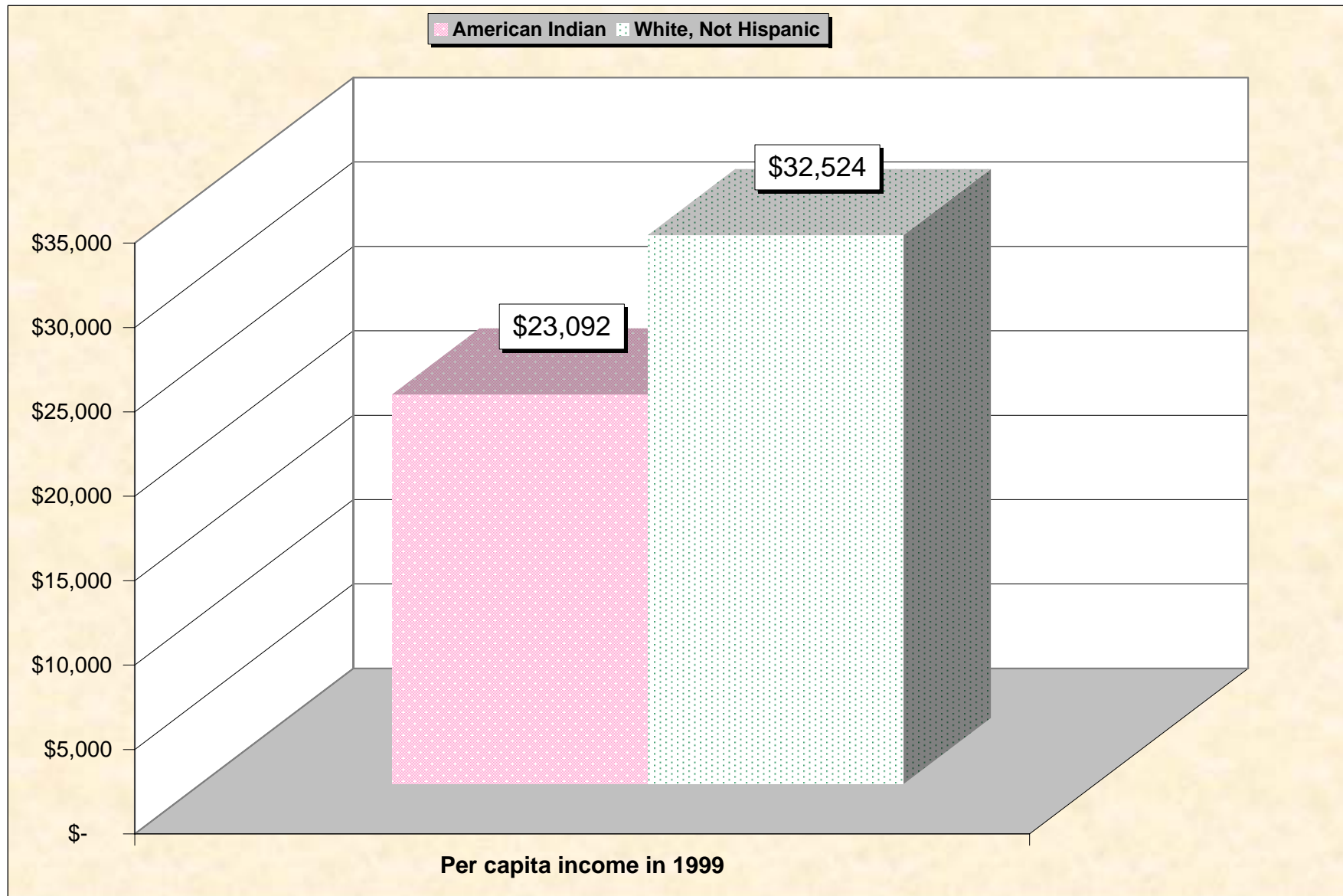
Chart 7 -- Median Family Income In 1999

Congressional District 13 (108th Congress), California



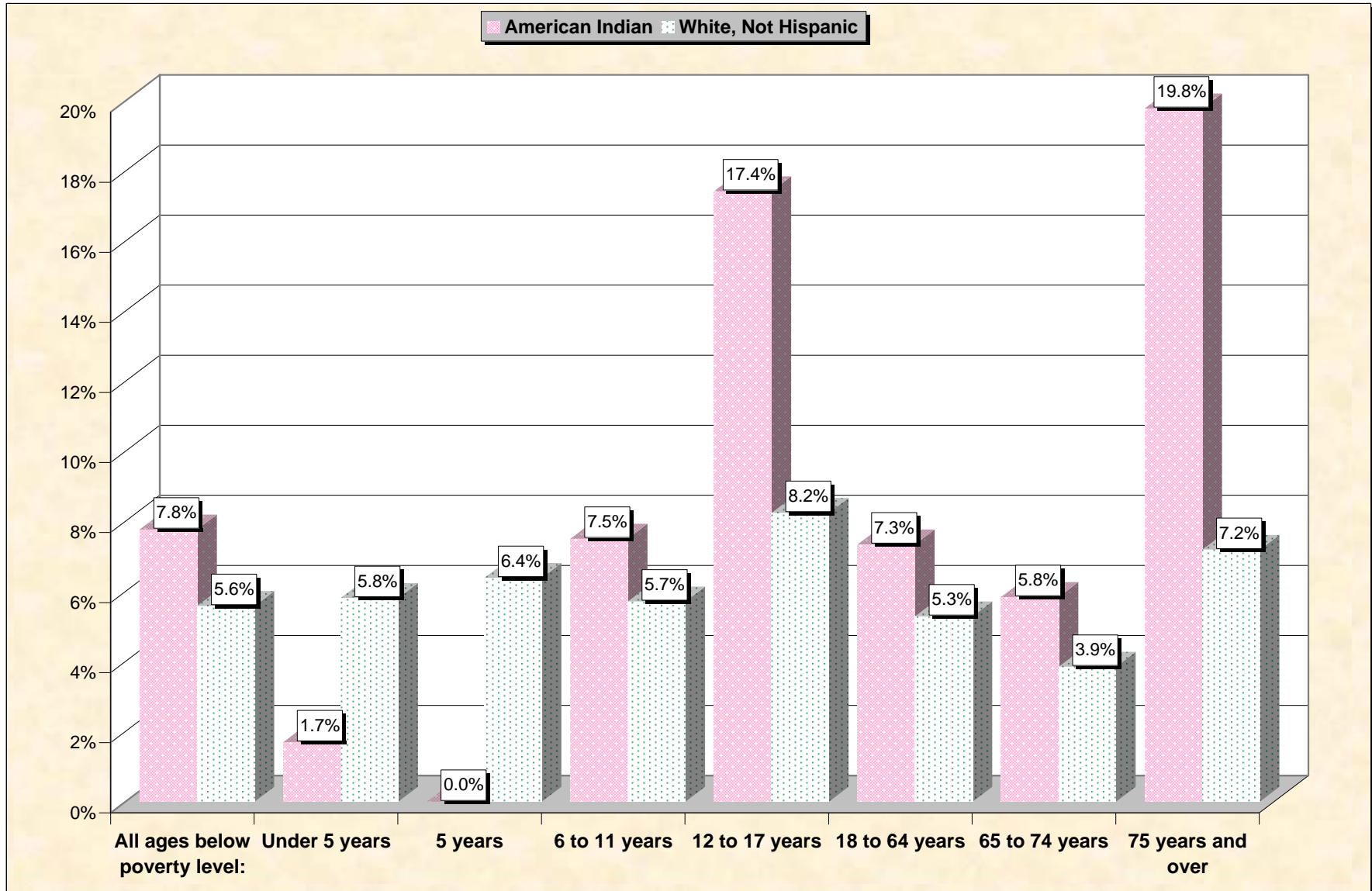
Source: Data Set: Census 2000 Summary File 3 (SF 3) - Sample Data -- P155C. MEDIAN FAMILY INCOME IN 1999 (DOLLARS) (AMERICAN INDIAN AND ALASKA NATIVE ALONE HOUSEHOLDER) [1] - Universe: Families with a householder who is American Indian and Alaska Native alone ; P155I. MEDIAN FAMILY INCOME IN 1999 (DOLLARS) (WHITE ALONE, NOT HISPANIC OR LATINO HOUSEHOLDER) [1] - Universe: Families with a householder who is White alone, not Hispanic or Latino

Chart 8 -- Per Capita Income In 1999 Congressional District 13 (108th Congress), California



Source: Data Set: Census 2000 Summary File 3 (SF 3) - Sample Data -- P157C. PER CAPITA INCOME IN 1999 (DOLLARS) (AMERICAN INDIAN AND ALASKA NATIVE ALONE) [1] - Universe: American Indian and Alaska Native alone population; P157I. PER CAPITA INCOME IN 1999 (DOLLARS) (WHITE ALONE, NOT HISPANIC OR LATINO) [1] - Universe: White alone, not Hispanic or Latino population

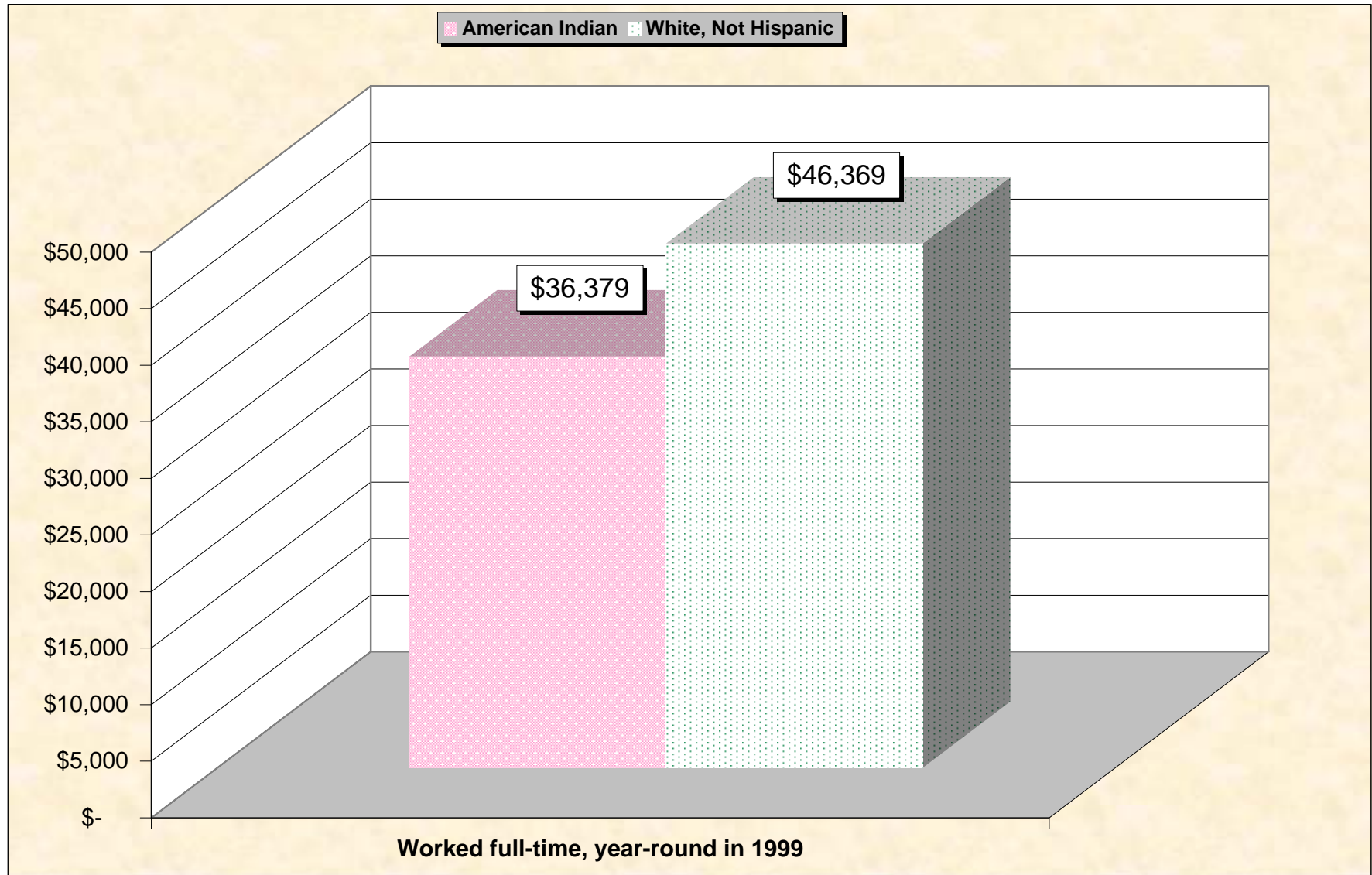
Chart 9 -- Income in 1999 Below Poverty Level by Age Congressional District 13 (108th Congress), California



Source: Data Set: Census 2000 Summary File 3 (SF 3) - Sample Data -- P159C. POVERTY STATUS IN 1999 BY AGE (AMERICAN INDIAN AND ALASKA NATIVE ALONE) [17] - Universe: American Indian and Alaska Native alone population for whom poverty status is determined; P159I. POVERTY STATUS IN 1999 BY AGE (WHITE ALONE, NOT HISPANIC OR LATINO) [17] - Universe: White alone, not Hispanic or Latino population for whom poverty status is determined.

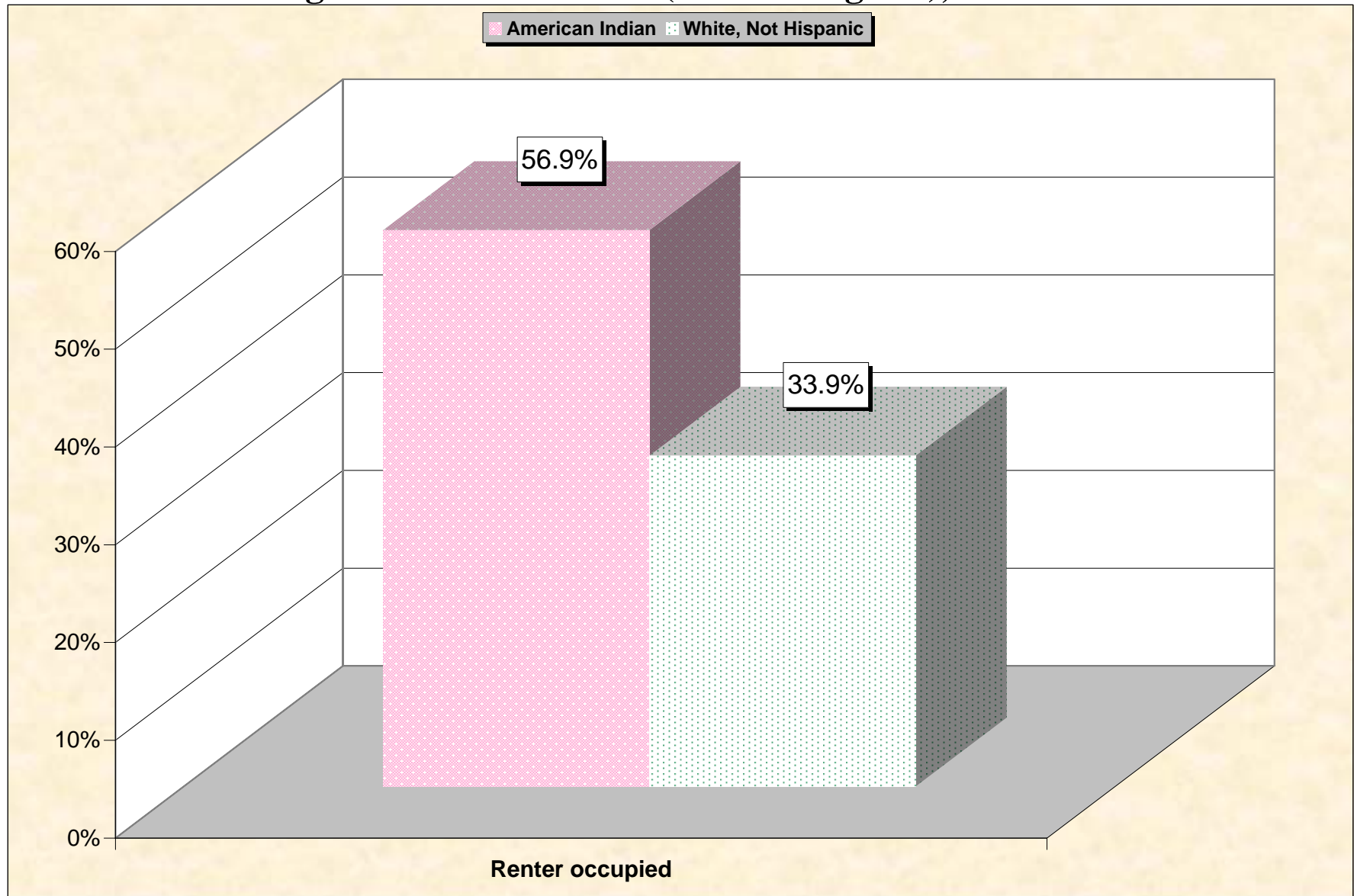
Chart 10 -- Median Earnings in 1999

Congressional District 13 (108th Congress), California



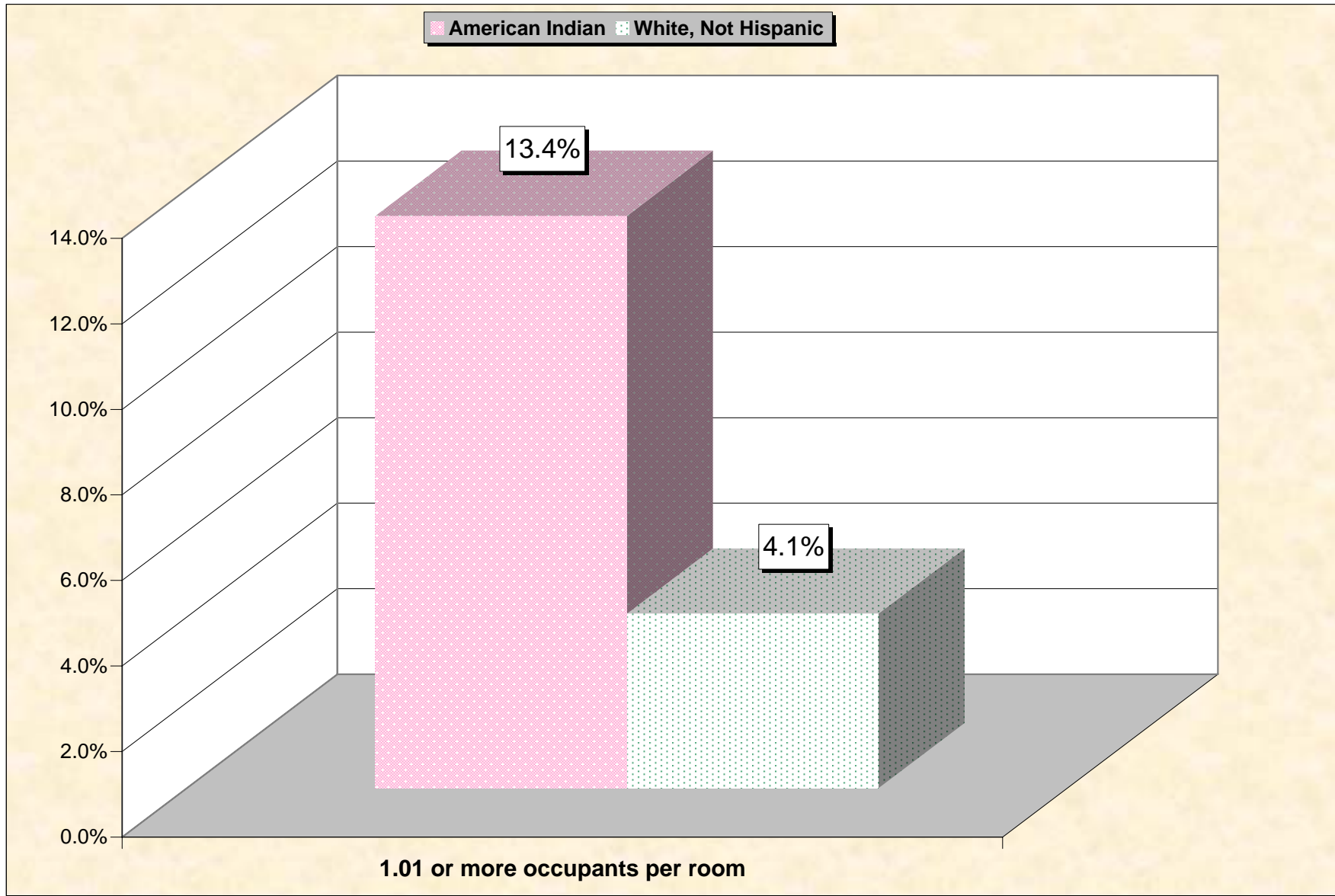
Source: Data Set: Census 2000 Summary File 3 (SF 3) - Sample Data -- PCT74C. MEDIAN EARNINGS IN 1999 (DOLLARS) BY WORK EXPERIENCE IN 1999 BY SEX FOR THE POPULATION 16 YEARS AND OVER WITH EARNINGS (AMERICAN INDIAN AND ALASKA NATIVE ALONE) [6] - Universe: American Indian and Alaska Native alone population 16 years and over with earnings in 1999; PCT74I. MEDIAN EARNINGS IN 1999 (DOLLARS) BY WORK EXPERIENCE IN 1999 BY SEX FOR THE POPULATION 16 YEARS AND OVER WITH EARNINGS (WHITE ALONE, NOT HISPANIC OR LATINO) [6] - Universe: White alone, not Hispanic or Latino population 16 years and over with earnings in 1999

Chart 11 -- Renter-Occupied Housing Congressional District 13 (108th Congress), California



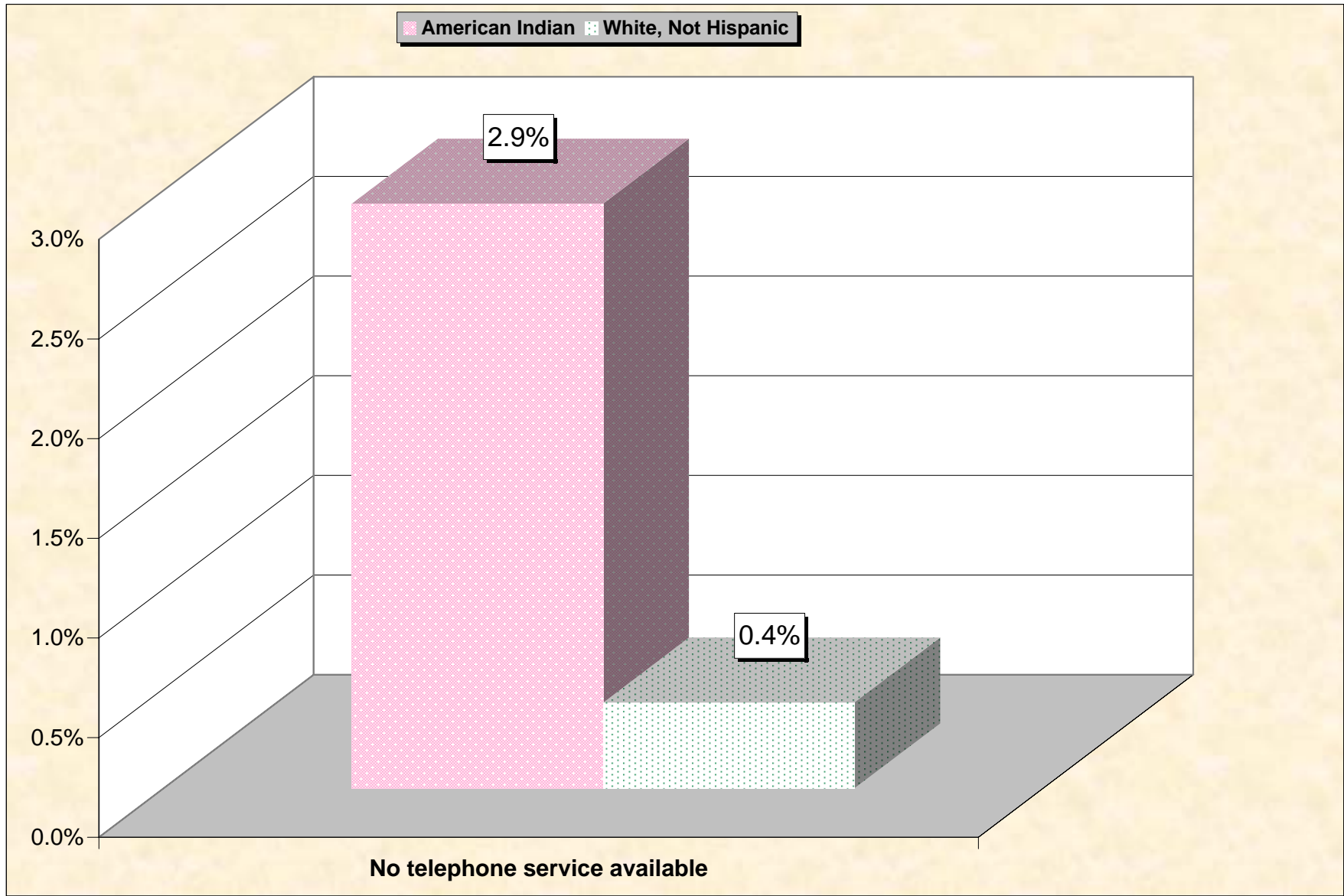
Source: Data Set: Census 2000 Summary File 3 (SF 3) - Sample Data -- H11. TENURE BY RACE OF HOUSEHOLDER [17] - Universe: Occupied housing units; H13. TENURE (WHITE ALONE, NOT HISPANIC OR LATINO HOUSEHOLDER) [3] - Universe: Occupied housing units with a householder who is White alone, not Hispanic or Latino.

Chart 12 -- Occupants Per Room (Crowding) by Household Congressional District 13 (108th Congress), California



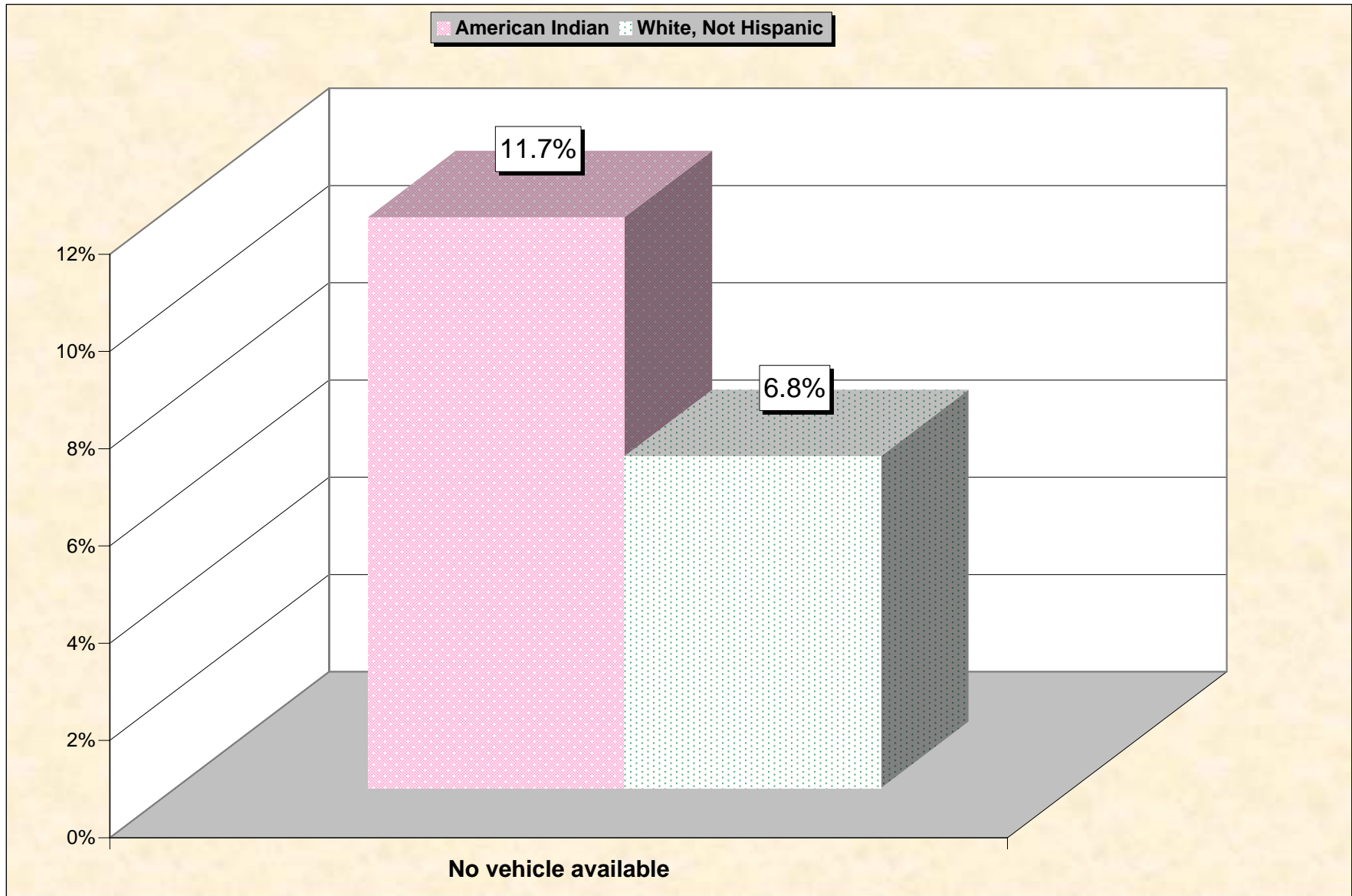
Source: Data Set: Census 2000 Summary File 3 (SF 3) - Sample Data -- HCT29C. OCCUPANTS PER ROOM (AMERICAN INDIAN AND ALASKA NATIVE ALONE HOUSEHOLDER) [3] - Universe: Occupied housing units with a householder who is American Indian and Alaska Native alone; HCT29I. OCCUPANTS PER ROOM (WHITE ALONE, NOT HISPANIC OR LATINO HOUSEHOLDER) [3] - Universe: Occupied housing units with a householder who is White alone, not Hispanic or Latino

Chart 13 -- Lack of Telephone Service by Household Congressional District 13 (108th Congress), California



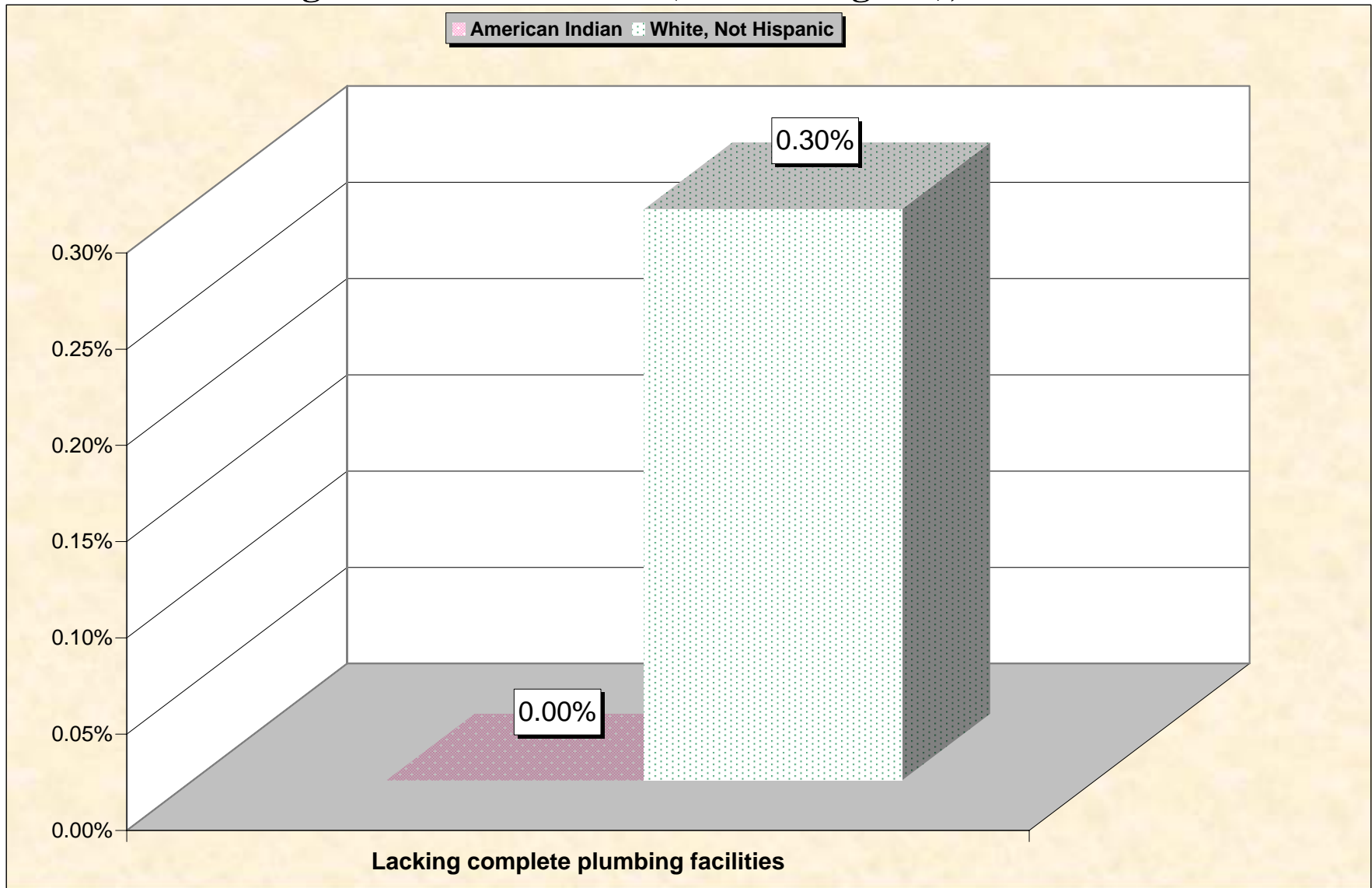
Source: Data Set: Census 2000 Summary File 3 (SF 3) - Sample Data -- HCT32C. TELEPHONE SERVICE AVAILABLE (AMERICAN INDIAN AND ALASKA NATIVE ALONE HOUSEHOLDER) [3] - Universe: Occupied housing units with a householder who is American Indian and Alaska Native alone; HCT32I. TELEPHONE SERVICE AVAILABLE (WHITE ALONE, NOT HISPANIC OR LATINO HOUSEHOLDER) [3] - Universe: Occupied housing units with a householder who is White alone, not Hispanic or Latino

Chart 14 -- Lack of Vehicle By Household Congressional District 13 (108th Congress), California



Source: Data Set: Census 2000 Summary File 3 (SF 3) - Sample Data -- HCT33C. VEHICLES AVAILABLE (AMERICAN INDIAN AND ALASKA NATIVE ALONE HOUSEHOLDER) [3] - Universe: Occupied housing units with a householder who is American Indian and Alaska Native alone;; HCT33I. VEHICLES AVAILABLE (WHITE ALONE, NOT HISPANIC OR LATINO HOUSEHOLDER) [3] - Universe: Occupied housing units with a householder who is White alone, not Hispanic or Latino

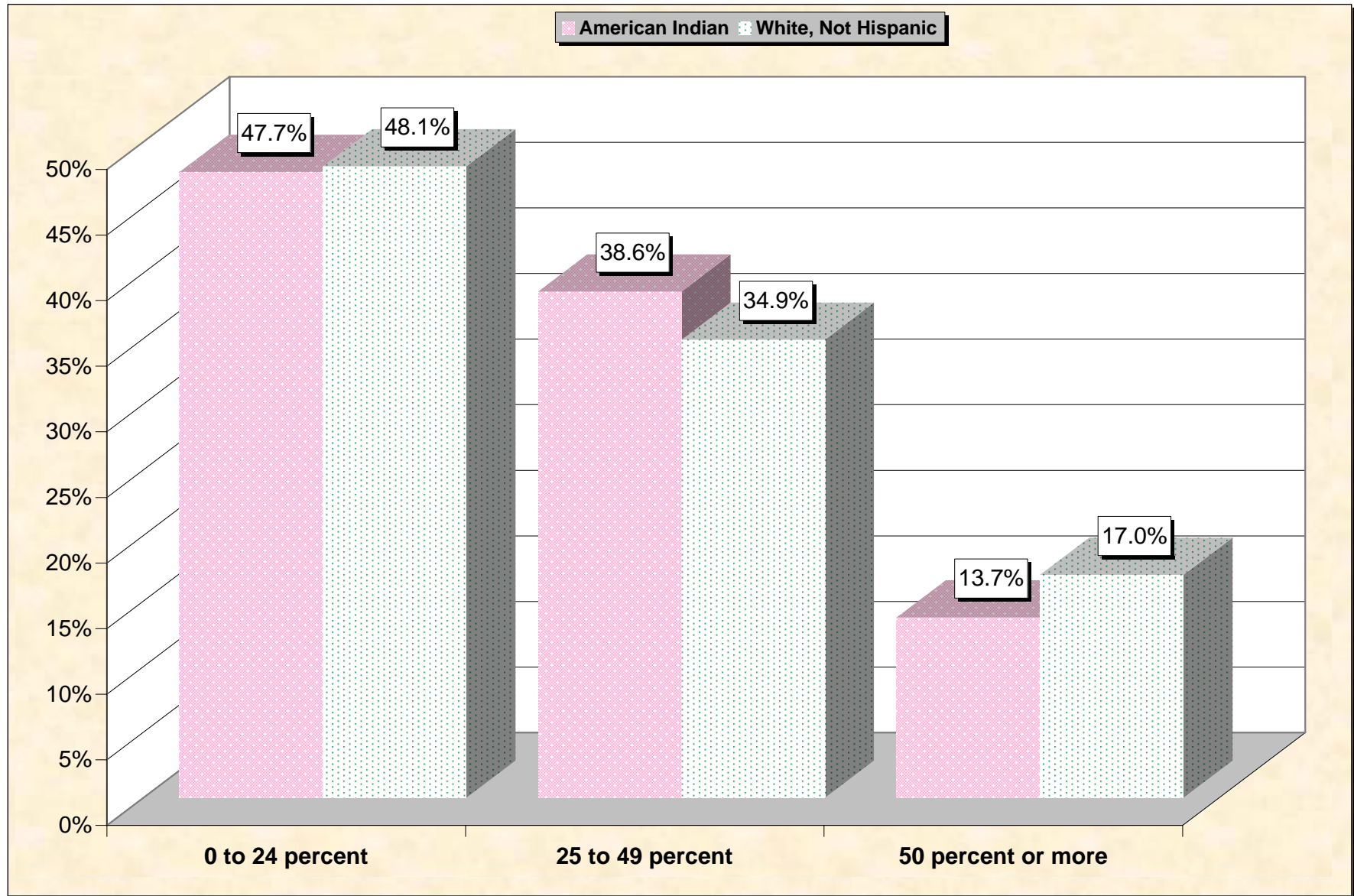
Chart 15 -- Lack of Plumbing By Household Congressional District 13 (108th Congress), California



Source: Data Set: Census 2000 Summary File 3 (SF 3) - Sample Data -- HCT34C. PLUMBING FACILITIES (AMERICAN INDIAN AND ALASKA NATIVE ALONE HOUSEHOLDER) [3] - Universe: Occupied housing units with a householder who is American Indian and Alaska Native alone; HCT34I. PLUMBING FACILITIES (WHITE ALONE, NOT HISPANIC OR LATINO HOUSEHOLDER) [3] - Universe: Occupied housing units with a householder who is White alone, not Hispanic or Latino.

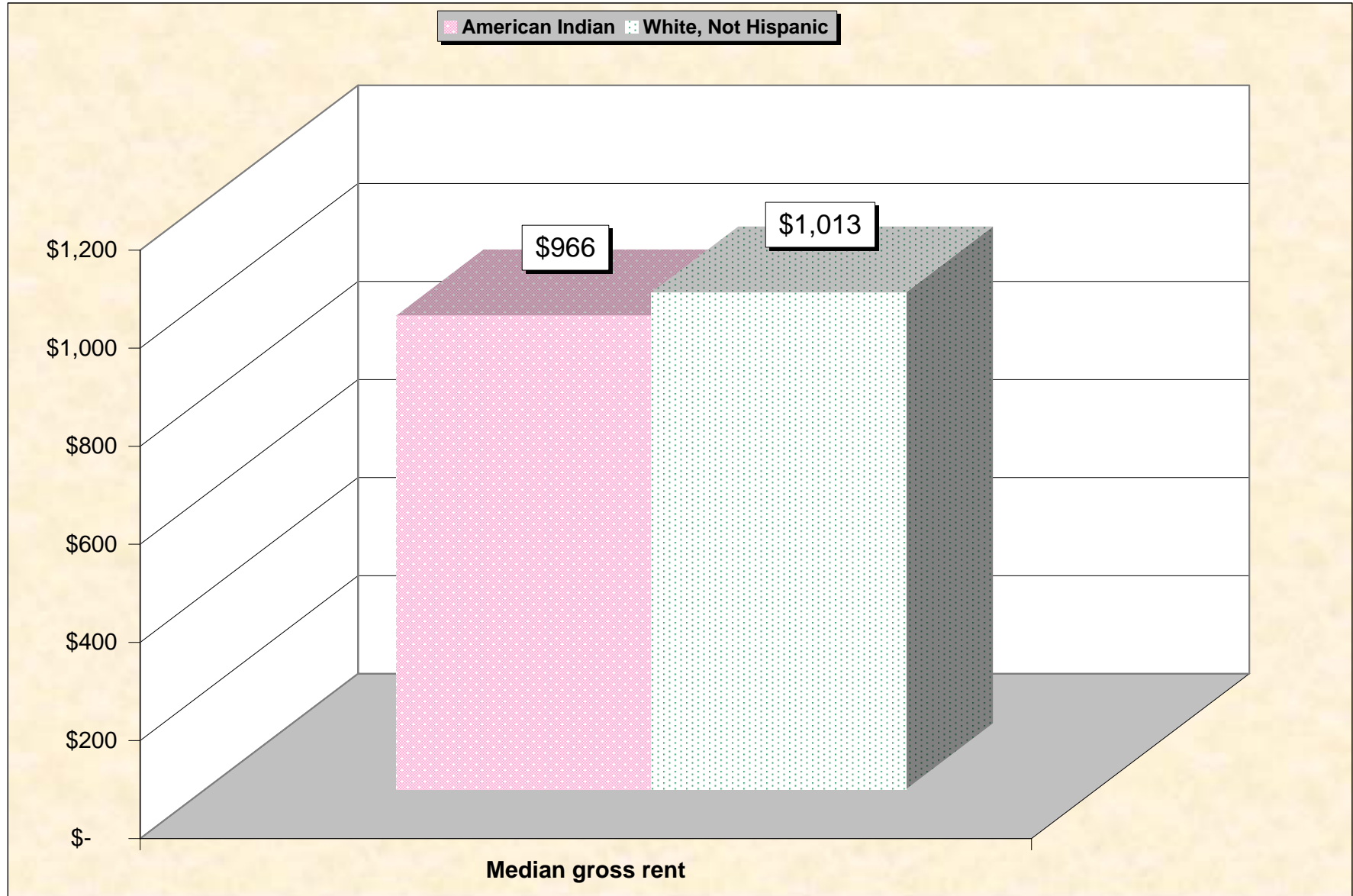
Chart 16 -- Gross Rent as a Percentage of Household Income in 1999

Congressional District 13 (108th Congress), California



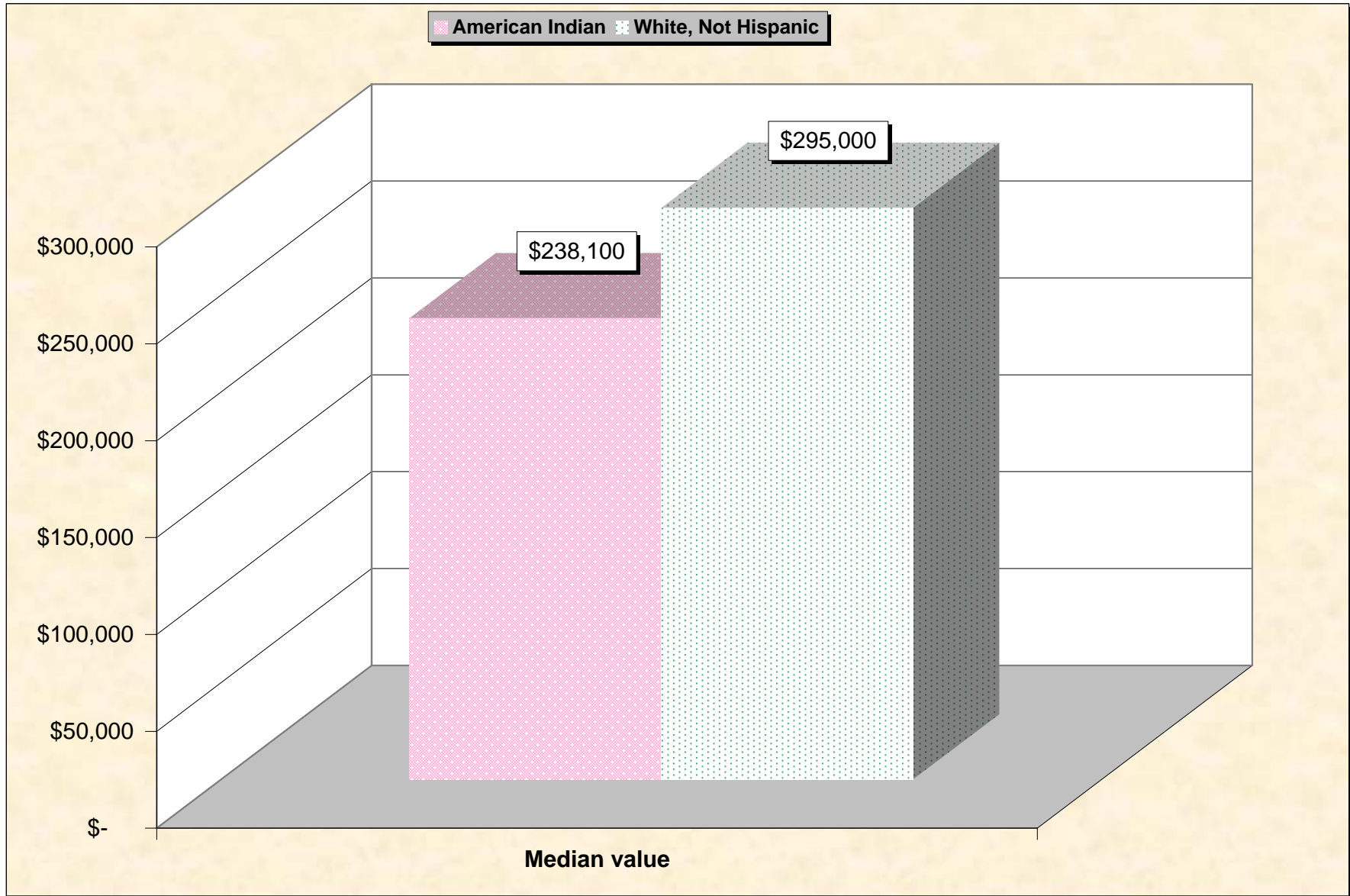
Source: Data Set: Census 2000 Summary File 3 (SF 3) - Sample Data -- HCT39C. GROSS RENT AS A PERCENTAGE OF HOUSEHOLD INCOME IN 1999 (AMERICAN INDIAN AND ALASKA NATIVE ALONE HOUSEHOLDER) [11] - Universe: Specified renter-occupied housing units with a householder who is American Indian and Alaska Native alone; HCT39I. GROSS RENT AS A PERCENTAGE OF HOUSEHOLD INCOME IN 1999 (WHITE ALONE, NOT HISPANIC OR LATINO HOUSEHOLDER) [11] - Universe: Specified renter-occupied housing units with a householder who is White alone, not Hispanic or Latino.

Chart 17 -- Median Gross Rent By Household Congressional District 13 (108th Congress), California



Source: Data Set: Census 2000 Summary File 3 (SF 3) - Sample Data -- HCT37C. MEDIAN GROSS RENT (DOLLARS) (AMERICAN INDIAN AND ALASKA NATIVE ALONE HOUSEHOLDER) [1] - Universe: Specified renter-occupied housing units paying cash rent with a householder who is American Indian and Alaska Native alone; HCT371. MEDIAN GROSS RENT (DOLLARS) (WHITE ALONE, NOT HISPANIC OR LATINO HOUSEHOLDER) [1] - Universe: Specified renter-occupied housing units paying cash rent with a householder who is White alone, not Hispanic or Latino

Chart 18 -- Median Home Value By Household Congressional District 13 (108th Congress), California



Source: Data Set: Census 2000 Summary File 3 (SF 3) - Sample Data -- HCT42C. MEDIAN VALUE (DOLLARS) (AMERICAN INDIAN AND ALASKA NATIVE ALONE HOUSEHOLDER) [1] - Universe: Specified owner-occupied housing units with a householder who is American Indian and Alaska Native alone; HCT42I. MEDIAN VALUE (DOLLARS) (WHITE ALONE, NOT HISPANIC OR LATINO HOUSEHOLDER) [1] - Universe: Specified owner-occupied housing units with a householder who is White alone, not Hispanic or Latino

HOUSEHOLDS BY AGE OF HOUSEHOLDER BY HOUSEHOLD TYPE (INCLUDING LIVING ALONE) BY PRESENCE OF OWN CHILDREN UNDER 18 YEARS

Source data for Chart 1

	American Indian	White, Not Hispanic
	Congressional District 13 (108th Congress), California	Congressional District 13 (108th Congress), California
Total:	1,405	106,013
Householder 15 to 64 years:	1,286	79,632
Family households:	943	53,662
Married-couple family:	619	42,296
With own children under 18 years	308	20,528
No own children under 18 years	311	21,768
Other family:	324	11,366
Male householder, no wife present:	29	3,634
With own children under 18 years	5	1779
No own children under 18 years	24	1855
Female householder, no husband present:	295	7,732
With own children under 18 years	206	4,458
No own children under 18 years	89	3,274
Nonfamily households:	343	25,970
Householder living alone	178	18,585
Householder not living alone	165	7385
Householder 65 years and over:	119	26,381
Family households:	89	13,923
Married-couple family:	68	10850
With own children under 18 years	0	111
No own children under 18 years	68	10739
Other family:	21	3073
Male householder, no wife present:	9	616
With own children under 18 years	0	38
No own children under 18 years	9	578
Female householder, no husband present:	12	2457
With own children under 18 years	0	0
No own children under 18 years	12	2457
Nonfamily households:	30	12458
Householder living alone	30	11669
Householder not living alone	0	789

Source: Data Set: Census 2000 Summary File 3 (SF 3) - Sample Data - P146C. HOUSEHOLDS BY AGE OF HOUSEHOLDER BY HOUSEHOLD TYPE (INCLUDING LIVING ALONE) BY PRESENCE OF OWN CHILDREN UNDER 18 YEARS (AMERICAN INDIAN AND ALASKA NATIVE ALONE HOUSEHOLDER) [31] - Universe: Households with a householder who is American Indian and Alaska Native alone; P146I. HOUSEHOLDS BY AGE OF HOUSEHOLDER BY HOUSEHOLD TYPE (INCLUDING LIVING ALONE) BY PRESENCE OF OWN CHILDREN UNDER 18 YEARS (WHITE ALONE, NOT HISPANIC OR LATINO HOUSEHOLDER) [31] - Universe: Households with a householder who is White alone, not Hispanic or Latino.

SCHOOL ENROLLMENT BY LEVEL OF SCHOOL BY TYPE OF SCHOOL FOR THE POPULATION 3 YEARS AND OVER

Source data for Chart 2

	American Indian	White, Not Hispanic
	Congressional District 13 (108th Congress), California	Congressional District 13 (108th Congress), California
Total:	4,119	238,484
Enrolled in nursery school, preschool:	120	3,165
Public school	68	1,257
Private school	52	1,908
Enrolled in kindergarten:	36	2,377
Public school	36	1,774
Private school	0	603
Enrolled in grade 1 to grade 8:	611	21,254
Public school	526	17,941
Private school	85	3,313
Enrolled in grade 9 to grade 12:	241	10,691
Public school	230	9,272
Private school	11	1,419
Enrolled in college:	306	15,536
Public school	241	12,329
Private school	65	3,207
Not enrolled in school	2,805	185,461

Source: Data Set: Census 2000 Summary File 3 (SF 3) - Sample Data - P146C. HOUSEHOLDS BY AGE OF HOUSEHOLDER BY HOUSEHOLD TYPE (INCLUDING LIVING ALONE) BY PRESENCE OF OWN CHILDREN UNDER 18 YEARS (AMERICAN INDIAN AND ALASKA NATIVE ALONE HOUSEHOLDER) [31] - Universe: Households with a householder who is American Indian and Alaska Native alone; P146I. HOUSEHOLDS BY AGE OF HOUSEHOLDER BY HOUSEHOLD TYPE (INCLUDING LIVING ALONE) BY PRESENCE OF OWN CHILDREN UNDER 18 YEARS (WHITE ALONE, NOT HISPANIC OR LATINO HOUSEHOLDER) [31] - Universe: Households with a householder who is White alone, not Hispanic or Latino.

SEX BY EDUCATIONAL ATTAINMENT FOR THE POPULATION 25 YEARS AND OVER

Source data for Chart 3

	American Indian	White, Not Hispanic
	Congressional District 13 (108th Congress), California	Congressional District 13 (108th Congress), California
Total:	2,632	184,451
Male:	1,290	89,321
Less than 9th grade	103	2,472
9th to 12th grade, no diploma	261	6,730
High school graduate (includes equivalency)	317	20,192
Some college, no degree	316	22,977
Associate degree	109	7,294
Bachelor's degree	132	18,992
Graduate or professional degree	52	10,664
Female:	1,342	95,130
Less than 9th grade	125	3,054
9th to 12th grade, no diploma	191	8,209
High school graduate (includes equivalency)	332	25,282
Some college, no degree	384	25,885
Associate degree	108	7,269
Bachelor's degree	150	17,182
Graduate or professional degree	52	8,249

Source: Data Set: Census 2000 Summary File 3 (SF 3) - Sample Data -- P148C. SEX BY EDUCATIONAL ATTAINMENT FOR THE POPULATION 25 YEARS AND OVER (AMERICAN INDIAN AND ALASKA NATIVE ALONE) [17] - Universe: American Indian and Alaska Native alone population 25 years and over; P148I. SEX BY EDUCATIONAL ATTAINMENT FOR THE POPULATION 25 YEARS AND OVER (WHITE ALONE, NOT HISPANIC OR LATINO) [17] - Universe: White alone, not Hispanic or Latino population 25 years and over.

SEX BY EMPLOYMENT STATUS FOR THE POPULATION 16 YEARS AND OVER

Source data for Charts 4 and 5

	American Indian	White, Not Hispanic
	Congressional District 13 (108th Congress), California	Congressional District 13 (108th Congress), California
Total:	3,176	205,051
Male:	1,525	99,971
In labor force:	1,108	73,092
In Armed Forces	13	640
Civilian:	1,095	72,452
Employed	1,041	69,488
Unemployed	54	2,964
Not in labor force	417	26,879
Female:	1,651	105,080
In labor force:	1,153	61,209
In Armed Forces	5	108
Civilian:	1,148	61,101
Employed	1,099	58,446
Unemployed	49	2,655
Not in labor force	498	43,871

Source: Data Set: Census 2000 Summary File 3 (SF 3) - Sample Data -- P150C. SEX BY EMPLOYMENT STATUS FOR THE POPULATION 16 YEARS AND OVER (AMERICAN INDIAN AND ALASKA NATIVE ALONE) [15] - Universe: American Indian and Alaska Native alone population 16 years and over; P150I. SEX BY EMPLOYMENT STATUS FOR THE POPULATION 16 YEARS AND OVER (WHITE ALONE, NOT HISPANIC OR LATINO) [15] - Universe: White alone, not Hispanic or Latino population 16 years and over

HOUSEHOLD INCOME IN 1999

Source data for Chart 6

	American Indian	White, Not Hispanic
	Congressional District 13 (108th Congress), California	Congressional District 13 (108th Congress), California
Total:	1,405	106,013
Less than \$10,000	32	4,956
\$10,000 to \$14,999	56	4,082
\$15,000 to \$19,999	38	4,063
\$20,000 to \$24,999	72	4,511
\$25,000 to \$29,999	55	4,483
\$30,000 to \$34,999	79	4,783
\$35,000 to \$39,999	85	4,963
\$40,000 to \$44,999	132	4,848
\$45,000 to \$49,999	77	4,727
\$50,000 to \$59,999	133	9,907
\$60,000 to \$74,999	176	13,001
\$75,000 to \$99,999	257	16,467
\$100,000 to \$124,999	82	10,720
\$125,000 to \$149,999	41	5,609
\$150,000 to \$199,999	36	4,995
\$200,000 or more	54	3,898

Source: Data Set: Census 2000 Summary File 3 (SF 3) - Sample Data -- P151C. HOUSEHOLD INCOME IN 1999 (AMERICAN INDIAN AND ALASKA NATIVE ALONE HOUSEHOLDER) [17] - Universe: Households with a householder who is American Indian and Alaska Native alone; P151I. HOUSEHOLD INCOME IN 1999 (WHITE ALONE, NOT HISPANIC OR LATINO HOUSEHOLDER) [17] - Universe: Households with a householder who is White alone, not Hispanic or Latino

MEDIAN FAMILY INCOME IN 1999

Source data for Chart 7

	American Indian	White, Not Hispanic
	Congressional District 13 (108th Congress), California	Congressional District 13 (108th Congress), California
Median family income in 1999	\$ 56,273	\$ 73,128

Source: Data Set: Census 2000 Summary File 3 (SF 3) - Sample Data -- P155C. MEDIAN FAMILY INCOME IN 1999 (DOLLARS) (AMERICAN INDIAN AND ALASKA NATIVE ALONE HOUSEHOLDER) [1] - Universe: Families with a householder who is American Indian and Alaska Native alone ; P155I. MEDIAN FAMILY INCOME IN 1999 (DOLLARS) (WHITE ALONE, NOT HISPANIC OR LATINO HOUSEHOLDER) [1] - Universe: Families with a householder who is White alone, not Hispanic or Latino

PER CAPITA INCOME IN 1999

Source data for Chart 8

	American Indian	White, Not Hispanic
	Congressional District 13 (108th Congress), California	Congressional District 13 (108th Congress), California
Per capita income in 1999	\$ 23,092	\$ 32,524

Source: Data Set: Census 2000 Summary File 3 (SF 3) - Sample Data -- P157C. PER CAPITA INCOME IN 1999 (DOLLARS) (AMERICAN INDIAN AND ALASKA NATIVE ALONE) [1] - Universe: American Indian and Alaska Native alone population; P157I. PER CAPITA INCOME IN 1999 (DOLLARS) (WHITE ALONE, NOT HISPANIC OR LATINO) [1] - Universe: White alone, not Hispanic or Latino population

POVERTY STATUS IN 1999 BY AGE

Source data for Chart 9

	American Indian	White, Not Hispanic
	Congressional District 13 (108th Congress), California	Congressional District 13 (108th Congress), California
Total:	4,195	241,769
Income in 1999 below poverty level:	326	13,504
Under 5 years	5	613
5 years	0	153
6 to 11 years	37	870
12 to 17 years	50	1,313
18 to 64 years	207	8,362
65 to 74 years	8	754
75 years and over	19	1,439
Income in 1999 at or above poverty level:	3,869	228,265
Under 5 years	290	9,929
5 years	69	2,241
6 to 11 years	456	14,350
12 to 17 years	237	14,614
18 to 64 years	2,611	149,733
65 to 74 years	129	18,826
75 years and over	77	18,572

Source: Data Set: Census 2000 Summary File 3 (SF 3) - Sample Data -- P159C. POVERTY STATUS IN 1999 BY AGE (AMERICAN INDIAN AND ALASKA NATIVE ALONE) [17] - Universe: American Indian and Alaska Native alone population for whom poverty status is determined;P159I. POVERTY STATUS IN 1999 BY AGE (WHITE ALONE, NOT HISPANIC OR LATINO) [17] - Universe: White alone, not Hispanic or Latino population for whom poverty status is determined.

MEDIAN EARNINGS IN 1999

Source data for Chart 10

	American Indian	White, Not Hispanic
	Congressional District 13 (108th Congress), California	Congressional District 13 (108th Congress), California
Median earnings in 1999 --		
Worked full-time, year-round in 1999 --		
Total	\$ 36,379	\$ 46,369
Male	\$ 39,946	\$ 51,832
Female	\$ 34,602	\$ 39,023
Other --		
Total	\$ 13,039	\$ 15,235
Male	\$ 15,000	\$ 17,494
Female	\$ 11,801	\$ 13,490

Source: Data Set: Census 2000 Summary File 3 (SF 3) - Sample Data -- PCT74C. MEDIAN EARNINGS IN 1999 (DOLLARS) BY WORK EXPERIENCE IN 1999 BY SEX FOR THE POPULATION 16 YEARS AND OVER WITH EARNINGS (AMERICAN INDIAN AND ALASKA NATIVE ALONE) [6] - Universe: American Indian and Alaska Native alone population 16 years and over with earnings in 1999; PCT74I. MEDIAN EARNINGS IN 1999 (DOLLARS) BY WORK EXPERIENCE IN 1999 BY SEX FOR THE POPULATION 16 YEARS AND OVER WITH EARNINGS (WHITE ALONE, NOT HISPANIC OR LATINO) [6] - Universe: White alone, not Hispanic or Latino population 16 years and over with earnings in 1999

TENURE BY RACE OF HOUSEHOLDER

Source data for Chart 11

	Congressional District 13 (108th Congress), California
Total:	217,139
Owner occupied:	131,749
Householder who is White alone	78,606
Householder who is Black or African American alone	5,169
Householder who is American Indian and Alaska Native alone	602
Householder who is Asian alone	34,601
Householder who is Native Hawaiian and Other Pacific Islander alone	639
Householder who is Some other race alone	6,973
Householder who is Two or more races	5,159
Renter occupied:	85,390
Householder who is White alone	42,372
Householder who is Black or African American alone	9,572
Householder who is American Indian and Alaska Native alone	795
Householder who is Asian alone	18,400
Householder who is Native Hawaiian and Other Pacific Islander alone	754
Householder who is Some other race alone	7,769
Householder who is Two or more races	5,728

White alone, not Hispanic

White, Not Hispanic

	Congressional District 13 (108th Congress), California
Total:	105,837
Owner occupied	70,011
Renter occupied	35,826

Source: Data Set: Census 2000 Summary File 3 (SF 3) - Sample Data -- H11. TENURE BY RACE OF HOUSEHOLDER [17] - Universe: Occupied housing units; H13. TENURE (WHITE ALONE, NOT HISPANIC OR LATINO HOUSEHOLDER) [3] - Universe: Occupied housing units with a householder who is White alone, not Hispanic or Latino.

OCCUPANTS PER ROOM

Source data for Chart 12

	American Indian	White, Not Hispanic
	Congressional District 13 (108th Congress), California	Congressional District 13 (108th Congress), California
Total:	1,397	105,837
1.00 or less occupants per room	1,210	101,514
1.01 or more occupants per room	187	4,323

Source: Data Set: Census 2000 Summary File 3 (SF 3) - Sample Data -- HCT29C. OCCUPANTS PER ROOM (AMERICAN INDIAN AND ALASKA NATIVE ALONE HOUSEHOLDER) [3] - Universe: Occupied housing units with a householder who is American Indian and Alaska Native alone; HCT29I. OCCUPANTS PER ROOM (WHITE ALONE, NOT HISPANIC OR LATINO HOUSEHOLDER) [3] - Universe: Occupied housing units with a householder who is White alone, not Hispanic or Latino

TELEPHONE SERVICE AVAILABLE

Source data for Chart 13

	American Indian	White, Not Hispanic
	Congressional District 13 (108th Congress), California	Congressional District 13 (108th Congress), California
Total:	1,397	105,837
With telephone service available	1,356	105,381
No telephone service available	41	456

Source: Data Set: Census 2000 Summary File 3 (SF 3) - Sample Data -- HCT32C. TELEPHONE SERVICE AVAILABLE (AMERICAN INDIAN AND ALASKA NATIVE ALONE HOUSEHOLDER) [3] - Universe: Occupied housing units with a householder who is American Indian and Alaska Native alone; HCT32I. TELEPHONE SERVICE AVAILABLE (WHITE ALONE, NOT HISPANIC OR LATINO HOUSEHOLDER) [3] - Universe: Occupied housing units with a householder who is White alone, not Hispanic or Latino

VEHICLES AVAILABLE

Source data for Chart 14

	American Indian	White, Not Hispanic
	Congressional District 13 (108th Congress), California	Congressional District 13 (108th Congress), California
Total:	1,397	105,837
No vehicle available	164	7,223
1 or more vehicles available	1,233	98,614

Source: Data Set: Census 2000 Summary File 3 (SF 3) - Sample Data -- HCT33C. VEHICLES AVAILABLE (AMERICAN INDIAN AND ALASKA NATIVE ALONE HOUSEHOLDER) [3] - Universe: Occupied housing units with a householder who is American Indian and Alaska Native alone;; HCT33I. VEHICLES AVAILABLE (WHITE ALONE, NOT HISPANIC OR LATINO HOUSEHOLDER) [3] - Universe: Occupied housing units with a householder who is White alone, not Hispanic or Latino

PLUMBING FACILITIES

Source data for Chart 15

	American Indian	White, Not Hispanic
	Congressional District 13 (108th Congress), California	Congressional District 13 (108th Congress), California
Total:	1,397	105,837
Complete plumbing facilities	1,397	105,381
Lacking complete plumbing facilities	0	456

Source: Data Set: Census 2000 Summary File 3 (SF 3) - Sample Data -- HCT34C. PLUMBING FACILITIES (AMERICAN INDIAN AND ALASKA NATIVE ALONE HOUSEHOLDER) [3] - Universe: Occupied housing units with a householder who is American Indian and Alaska Native alone; HCT34I. PLUMBING FACILITIES (WHITE ALONE, NOT HISPANIC OR LATINO HOUSEHOLDER) [3] - Universe: Occupied housing units with a householder who is White alone, not Hispanic or Latino.

GROSS RENT AS A PERCENTAGE OF HOUSEHOLD INCOME IN 1999

Source data for Chart 16

	American Indian Congressional District 13 (108th Congress), California	White, Not Hispanic Congressional District 13 (108th Congress), California
Total:	795	35,764
Less than 10 percent	41	1,603
10 to 14 percent	77	3,668
15 to 19 percent	110	5,652
20 to 24 percent	133	5,559
25 to 29 percent	60	4,476
30 to 34 percent	54	2,922
35 to 39 percent	89	1,915
40 to 49 percent	89	2,638
50 percent or more	104	5,815
Not computed	38	1,516

Source: Data Set: Census 2000 Summary File 3 (SF 3) - Sample Data -- HCT39C. GROSS RENT AS A PERCENTAGE OF HOUSEHOLD INCOME IN 1999 (AMERICAN INDIAN AND ALASKA NATIVE ALONE HOUSEHOLDER) [11] - Universe: Specified renter-occupied housing units with a householder who is American Indian and Alaska Native alone; HCT39I. GROSS RENT AS A PERCENTAGE OF HOUSEHOLD INCOME IN 1999 (WHITE ALONE, NOT HISPANIC OR LATINO HOUSEHOLDER) [11] - Universe: Specified renter-occupied housing units with a householder who is White alone, not Hispanic or Latino.

MEDIAN GROSS RENT

Source data for Chart 17

	American Indian	White, Not Hispanic
	Congressional District 13 (108th Congress), California	Congressional District 13 (108th Congress), California
Median gross rent	\$ 966	\$ 1,013

Source: Data Set: Census 2000 Summary File 3 (SF 3) - Sample Data -- HCT37C. MEDIAN GROSS RENT (DOLLARS) (AMERICAN INDIAN AND ALASKA NATIVE ALONE HOUSEHOLDER) [1] - Universe: Specified renter-occupied housing units paying cash rent with a householder who is American Indian and Alaska Native alone; HCT37I. MEDIAN GROSS RENT (DOLLARS) (WHITE ALONE, NOT HISPANIC OR LATINO HOUSEHOLDER) [1] - Universe: Specified renter-occupied housing units paying cash rent with a householder who is White alone, not Hispanic or Latino

MEDIAN HOME VALUE

Source data for Chart 18

	American Indian	White, Not Hispanic
	Congressional District 13 (108th Congress), California	Congressional District 13 (108th Congress), California
Median value	\$ 238,100	\$ 295,000

Source: Data Set: Census 2000 Summary File 3 (SF 3) - Sample Data -- HCT42C. MEDIAN VALUE (DOLLARS) (AMERICAN INDIAN AND ALASKA NATIVE ALONE HOUSEHOLDER) [1] - Universe: Specified owner-occupied housing units with a householder who is American Indian and Alaska Native alone; HCT42I. MEDIAN VALUE (DOLLARS) (WHITE ALONE, NOT HISPANIC OR LATINO HOUSEHOLDER) [1] - Universe: Specified owner-occupied housing units with a householder who is White alone, not Hispanic or Latino