

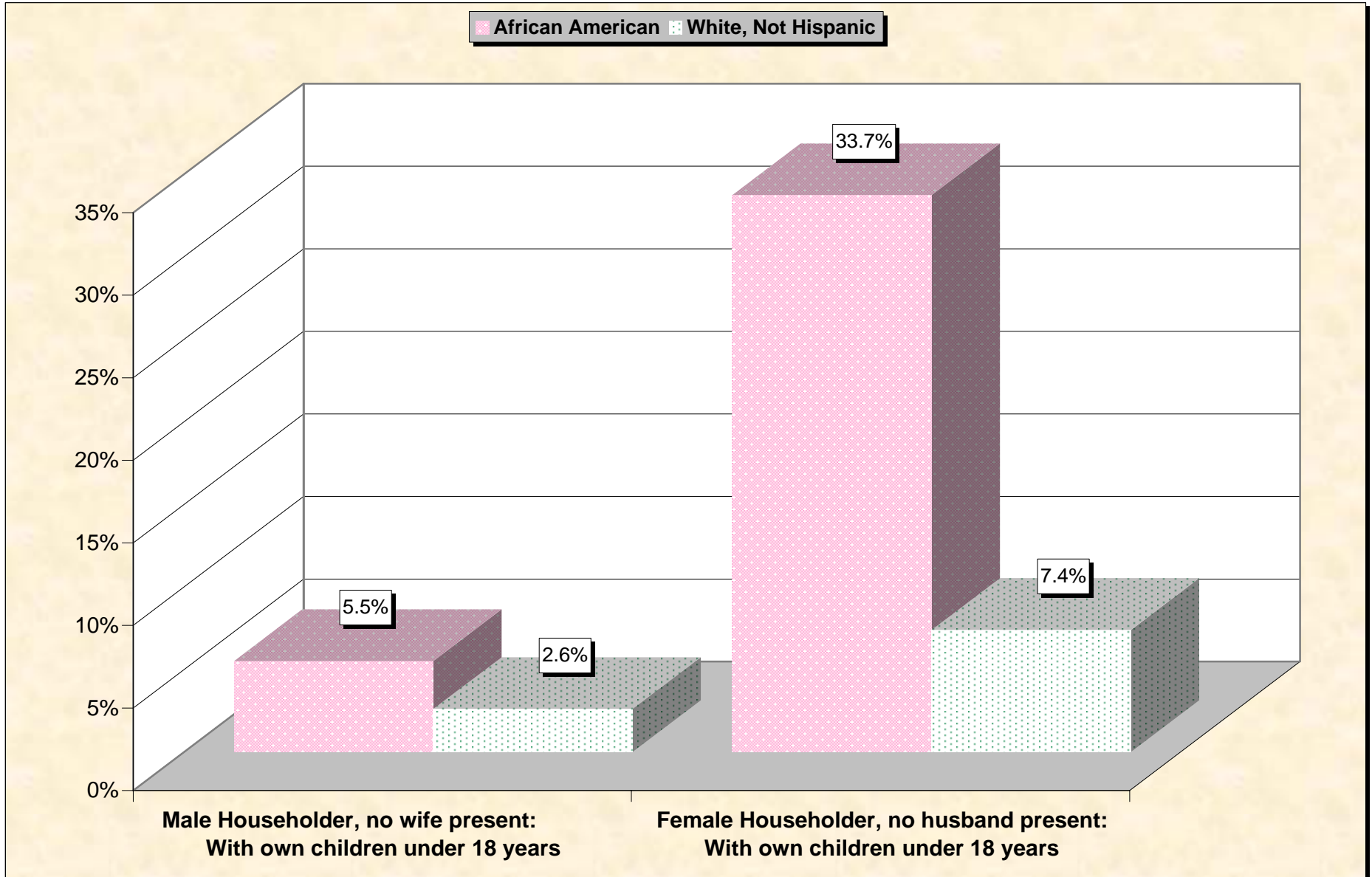
# **Selected Socio-Economic Data**

## **Delaware County, Pennsylvania**

### **African American and White, Not Hispanic**

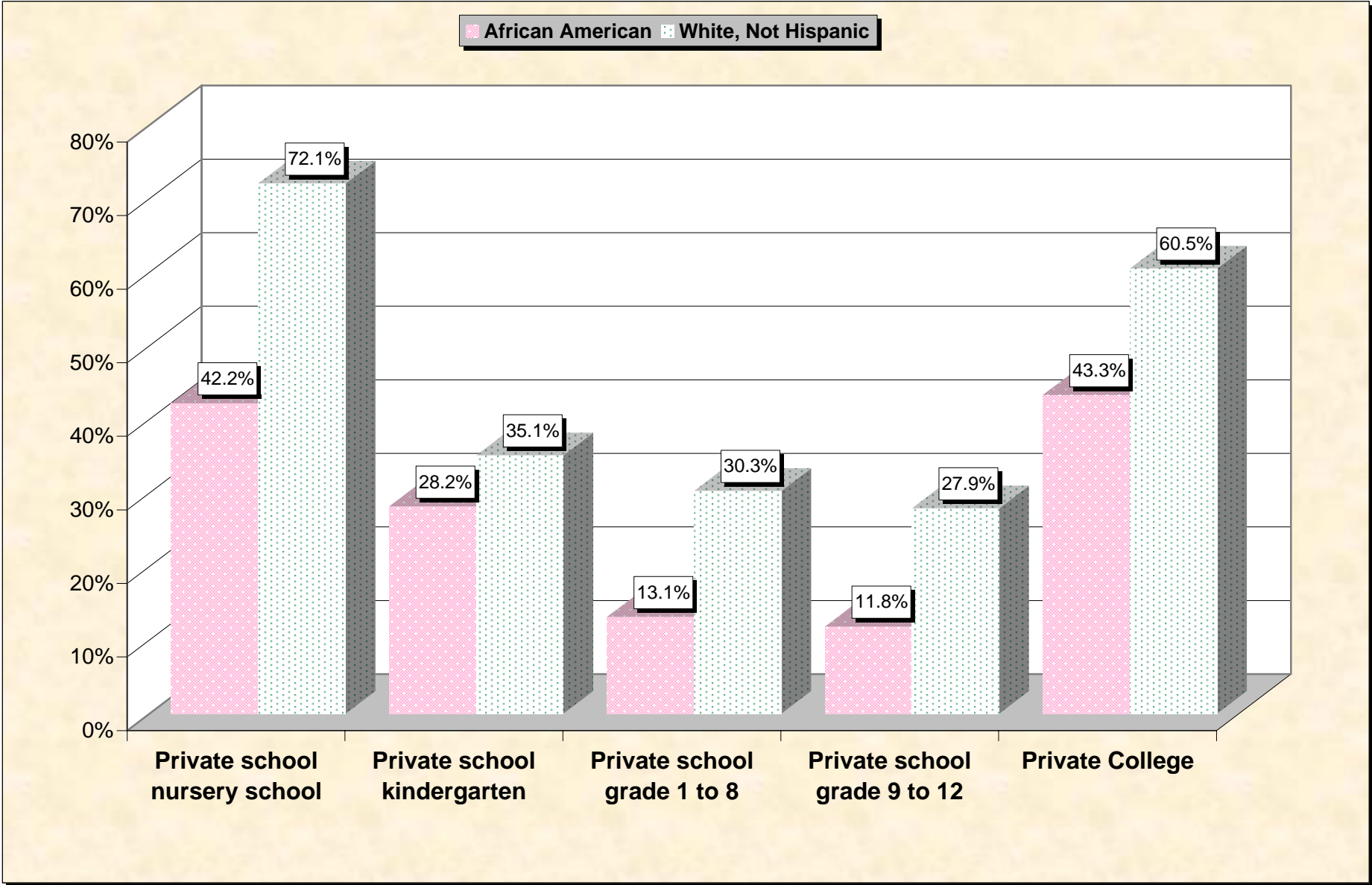
**Data Set: Census 2000 Summary File 3 (SF 3) - Sample Data**

# Chart 1 -- Single-Parent Family Households (Householder 15 to 64 years) Delaware County, Pennsylvania



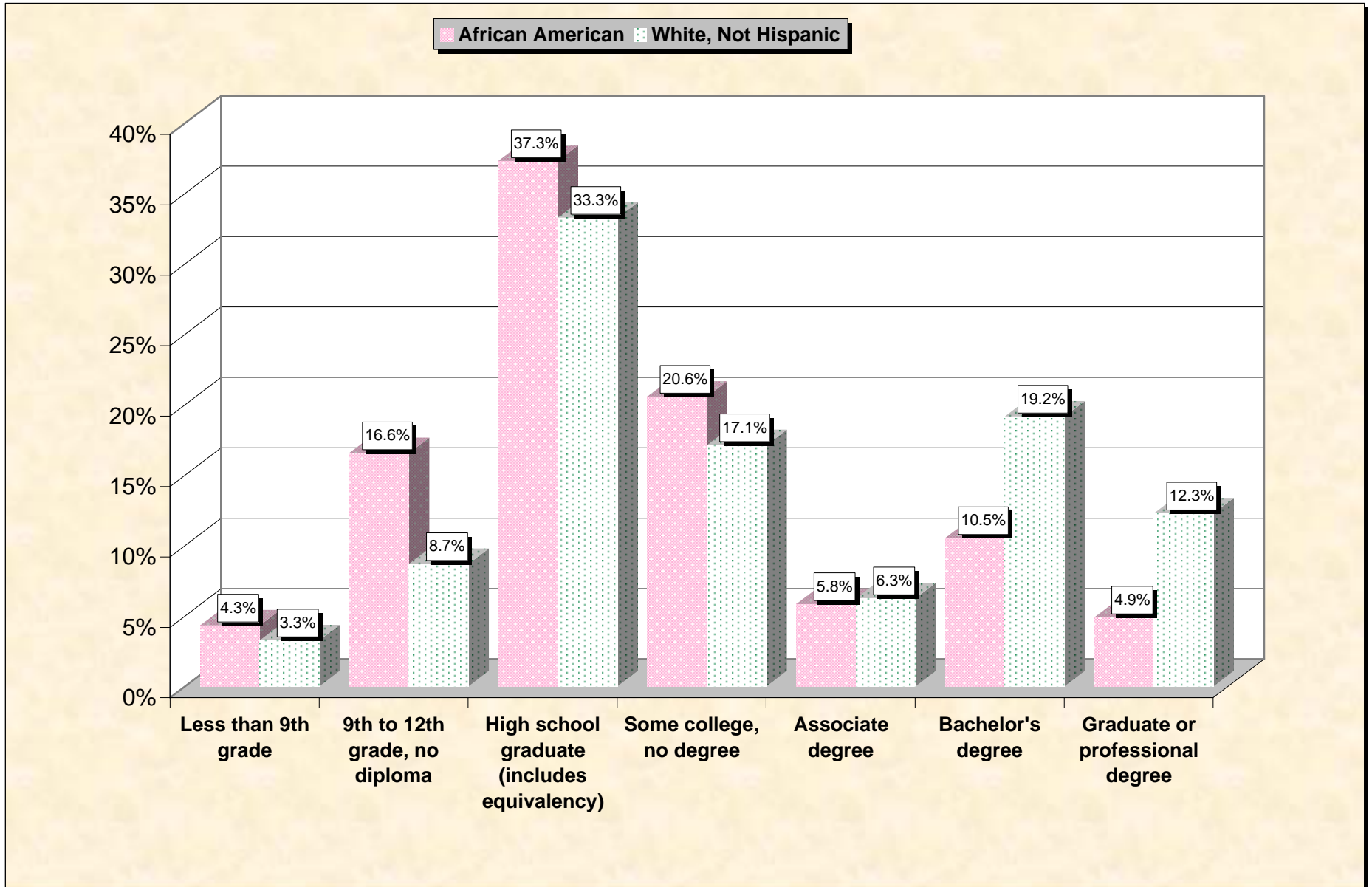
Source: Data Set: Census 2000 Summary File 3 (SF 3) - Sample Data - P146B. HOUSEHOLDS BY AGE OF HOUSEHOLDER BY HOUSEHOLD TYPE (INCLUDING LIVING ALONE) BY PRESENCE OF OWN CHILDREN UNDER 18 YEARS (BLACK OR AFRICAN AMERICAN ALONE HOUSEHOLDER) [31] - Universe: Households with a householder who is Black or African American alone; P146I. HOUSEHOLDS BY AGE OF HOUSEHOLDER BY HOUSEHOLD TYPE (INCLUDING LIVING ALONE) BY PRESENCE OF OWN CHILDREN UNDER 18 YEARS (WHITE ALONE, NOT HISPANIC OR LATINO HOUSEHOLDER) [31] - Universe: Households with a householder who is White alone, not Hispanic or Latino.

# Chart 2 -- Private School Enrollment (3 years and over) Delaware County, Pennsylvania



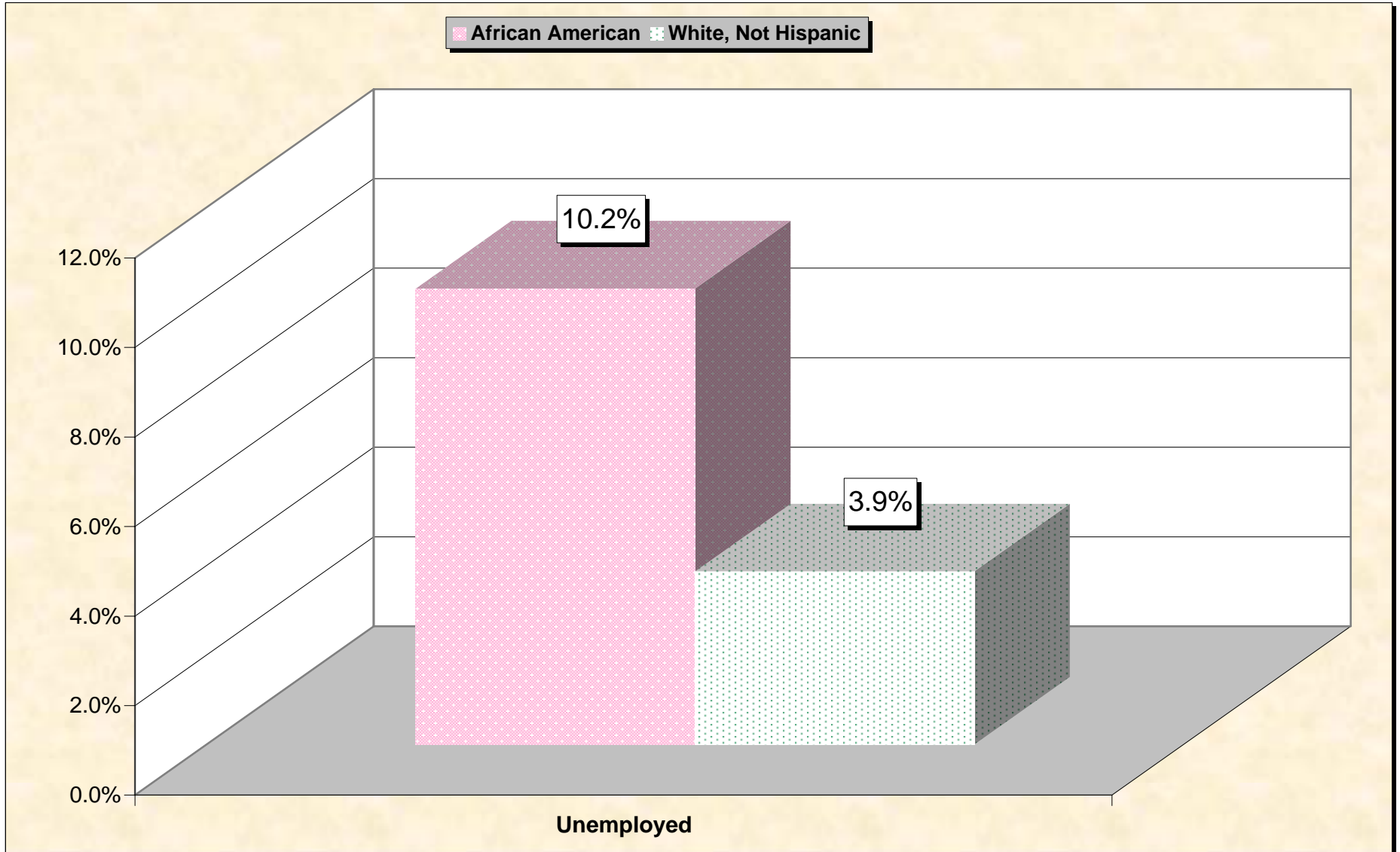
Source: Data Set: Census 2000 Summary File 3 (SF 3) - Sample Data -- P147B. SCHOOL ENROLLMENT BY LEVEL OF SCHOOL BY TYPE OF SCHOOL FOR THE POPULATION 3 YEARS AND OVER (BLACK OR AFRICAN AMERICAN ALONE) [17] - Universe: Black or African American alone 3 years and over; P147I. SCHOOL ENROLLMENT BY LEVEL OF SCHOOL BY TYPE OF SCHOOL FOR THE POPULATION 3 YEARS AND OVER (WHITE ALONE, NOT HISPANIC OR LATINO) [17] - Universe: White alone, not Hispanic or Latino population 3 years and over.

## Chart 3 -- Educational Attainment (25 years and over) Delaware County, Pennsylvania



Source: Data Set: Census 2000 Summary File 3 (SF 3) - Sample Data -- P148B. SEX BY EDUCATIONAL ATTAINMENT FOR THE POPULATION 25 YEARS AND OVER (BLACK OR AFRICAN AMERICAN ALONE) [17] - Universe: Black or African American alone 25 years and over; P148I. SEX BY EDUCATIONAL ATTAINMENT FOR THE POPULATION 25 YEARS AND OVER (WHITE ALONE, NOT HISPANIC OR LATINO) [17] - Universe: White alone, not Hispanic or Latino population 25 years and over.

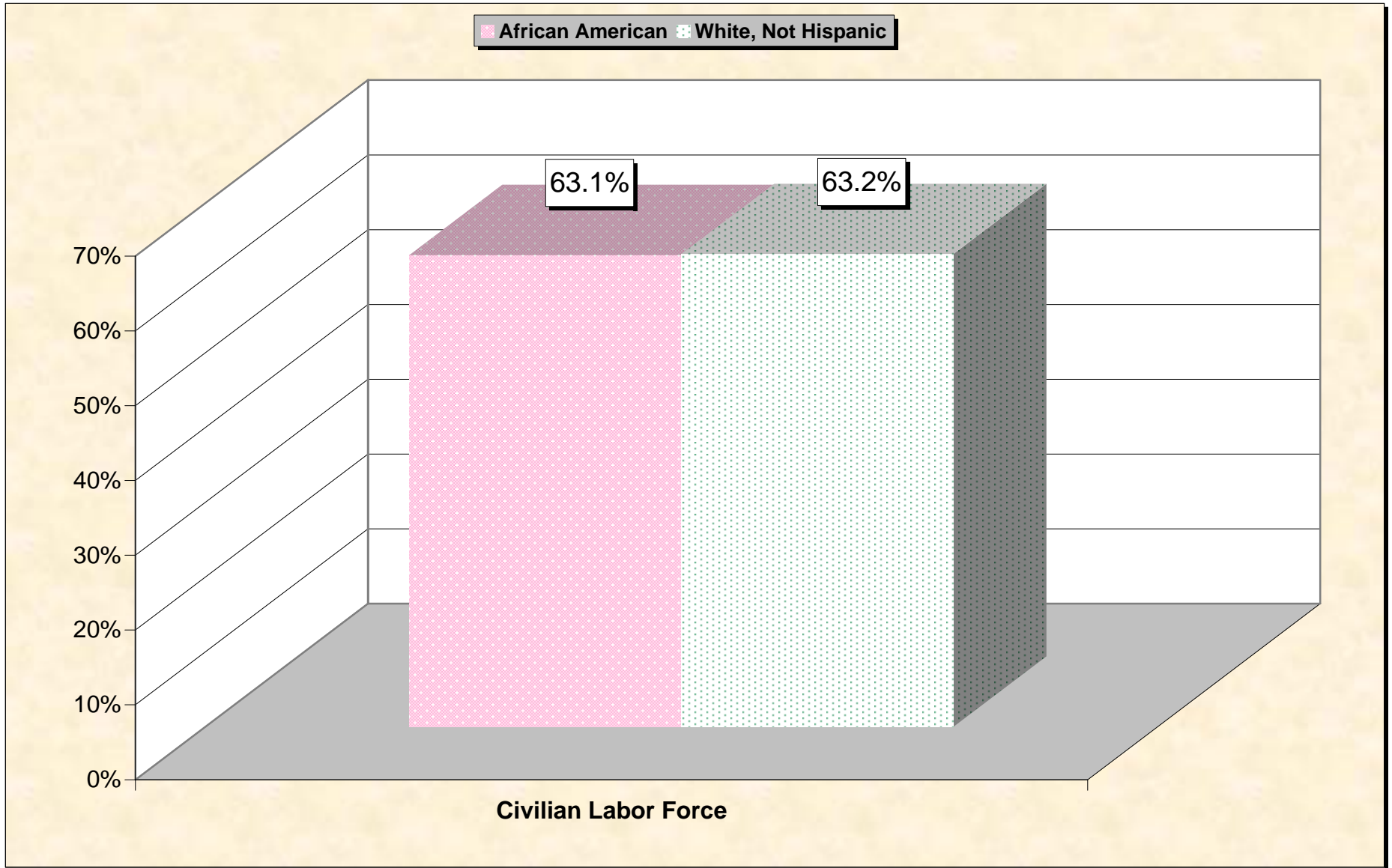
# Chart 4 -- Unemployment Rate (Civilian Labor Force) Delaware County, Pennsylvania



**Note:** Unemployment rate is defined as a percentage of the civilian labor force.

Source: Data Set: Census 2000 Summary File 3 (SF 3) - Sample Data -- P150B. SEX BY EMPLOYMENT STATUS FOR THE POPULATION 16 YEARS AND OVER (BLACK OR AFRICAN AMERICAN ALONE) [15] - Universe: Black or African American alone 16 years and over; P150I. SEX BY EMPLOYMENT STATUS FOR THE POPULATION 16 YEARS AND OVER (WHITE ALONE, NOT HISPANIC OR LATINO) [15] - Universe: White alone, not Hispanic or Latino population 16 years and over.

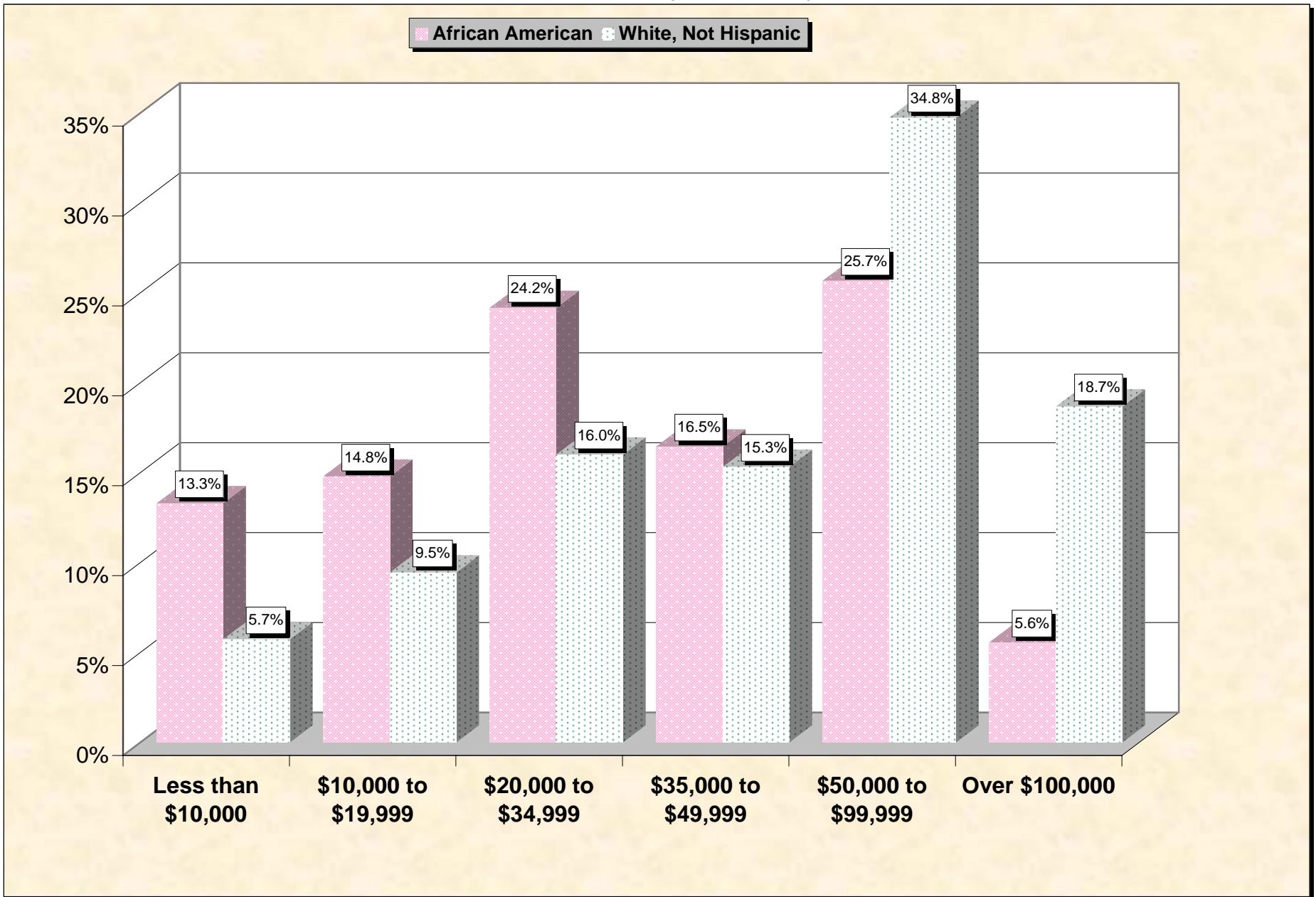
# Chart 5 -- Labor Force Participation (Civilian Labor Force) Delaware County, Pennsylvania



**Note:** Labor force participation rate is defined as a percentage of the civilian population over 16.

Source: Data Set: Census 2000 Summary File 3 (SF 3) - Sample Data -- P150B. SEX BY EMPLOYMENT STATUS FOR THE POPULATION 16 YEARS AND OVER (BLACK OR AFRICAN AMERICAN ALONE) [15] - Universe: Black or African American alone 16 years and over; P150I. SEX BY EMPLOYMENT STATUS FOR THE POPULATION 16 YEARS AND OVER (WHITE ALONE, NOT HISPANIC OR LATINO) [15] - Universe: White alone, not Hispanic or Latino population 16 years and over.

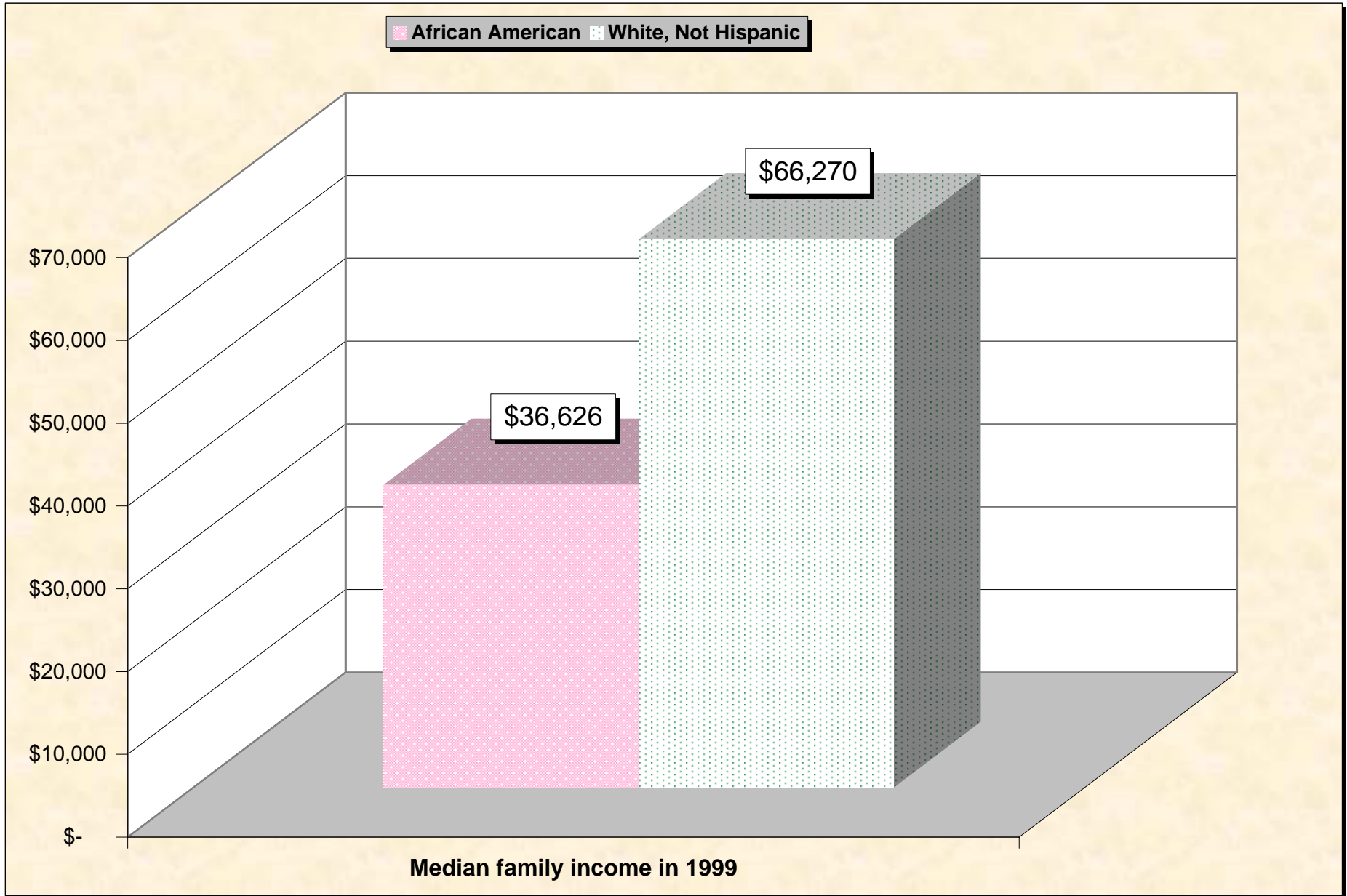
## Chart 6 -- Household Income in 1999 Delaware County, Pennsylvania



Source: Data Set: Census 2000 Summary File 3 (SF 3) - Sample Data -- P151B. HOUSEHOLD INCOME IN 1999 (BLACK OR AFRICAN AMERICAN ALONE HOUSEHOLDER) [17] - Universe: Households with a householder who is Black or African American alone; P151I. HOUSEHOLD INCOME IN 1999 (WHITE ALONE, NOT HISPANIC OR LATINO HOUSEHOLDER) [17] - Universe: Households with a householder who is White alone, not Hispanic or Latino.

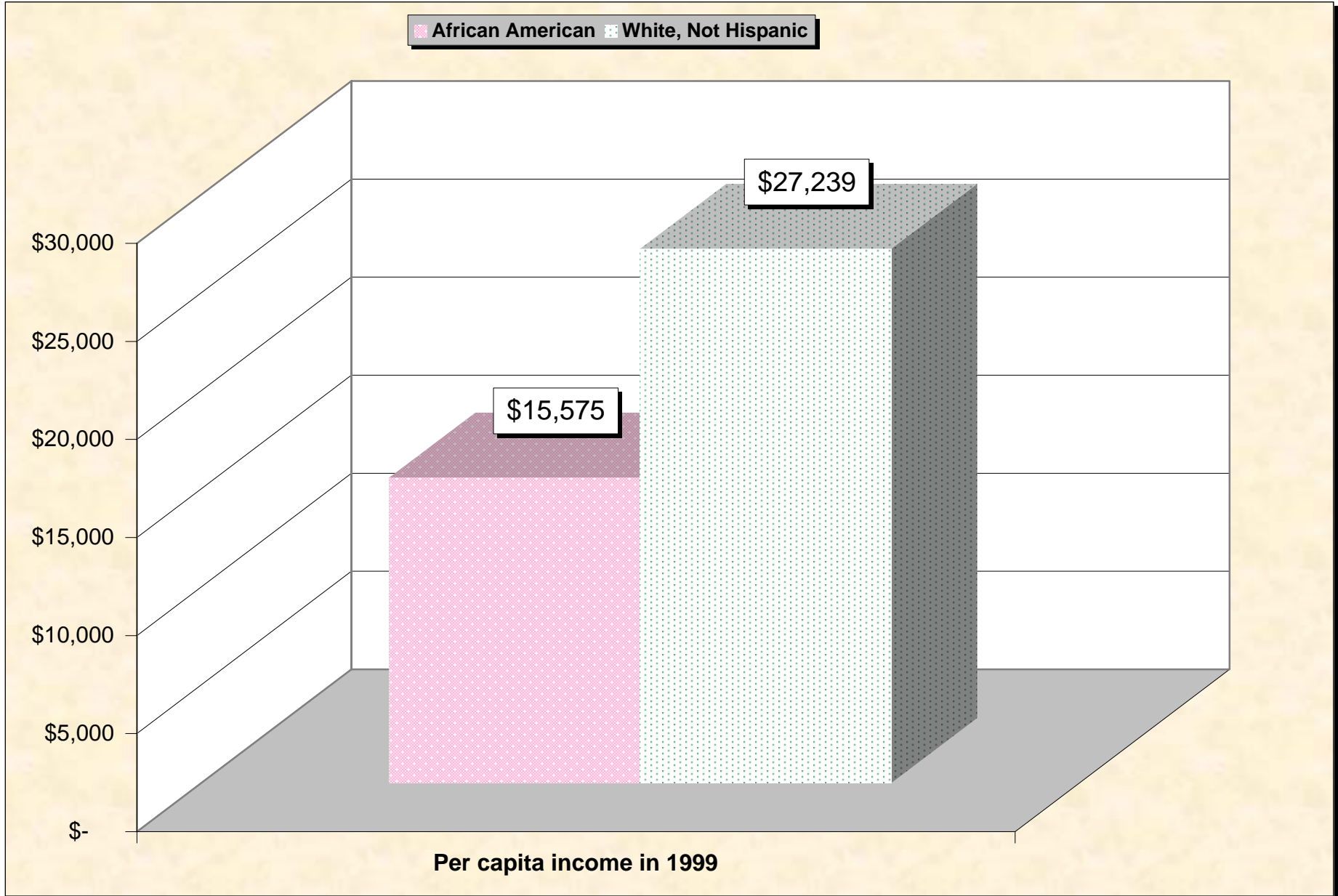
# Chart 7 -- Median Family Income In 1999

## Delaware County, Pennsylvania



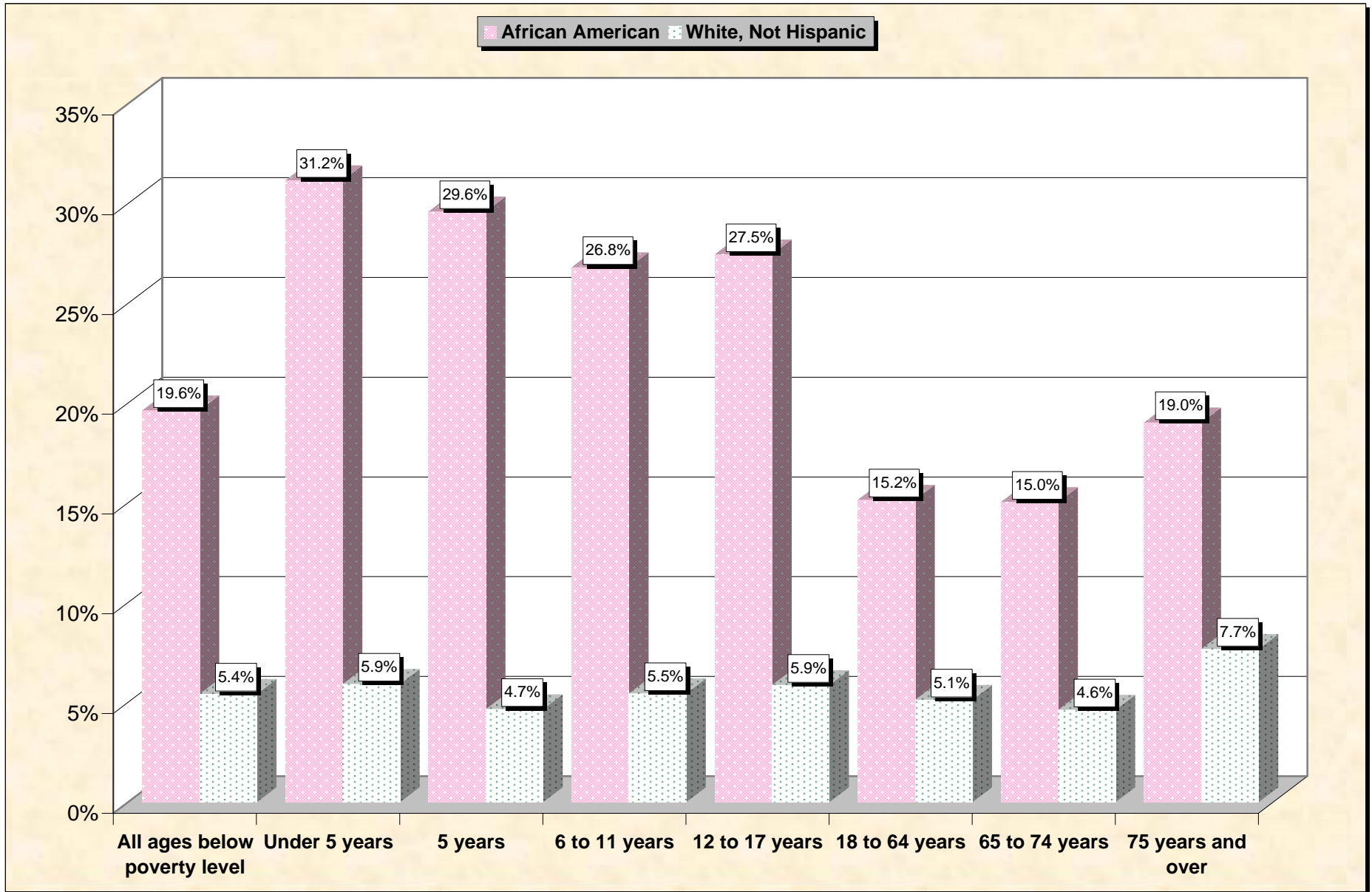
Source: Data Set: Census 2000 Summary File 3 (SF 3) - Sample Data -- P155B. MEDIAN FAMILY INCOME IN 1999 (DOLLARS) (BLACK OR AFRICAN AMERICAN ALONE HOUSEHOLDER) [1] - Universe: Families with a householder who is Black or African American alone ; P155I. MEDIAN FAMILY INCOME IN 1999 (DOLLARS) (WHITE ALONE, NOT HISPANIC OR LATINO HOUSEHOLDER) [1] - Universe: Families with a householder who is White alone, not Hispanic or Latino.

# Chart 8 -- Per Capita Income In 1999 Delaware County, Pennsylvania



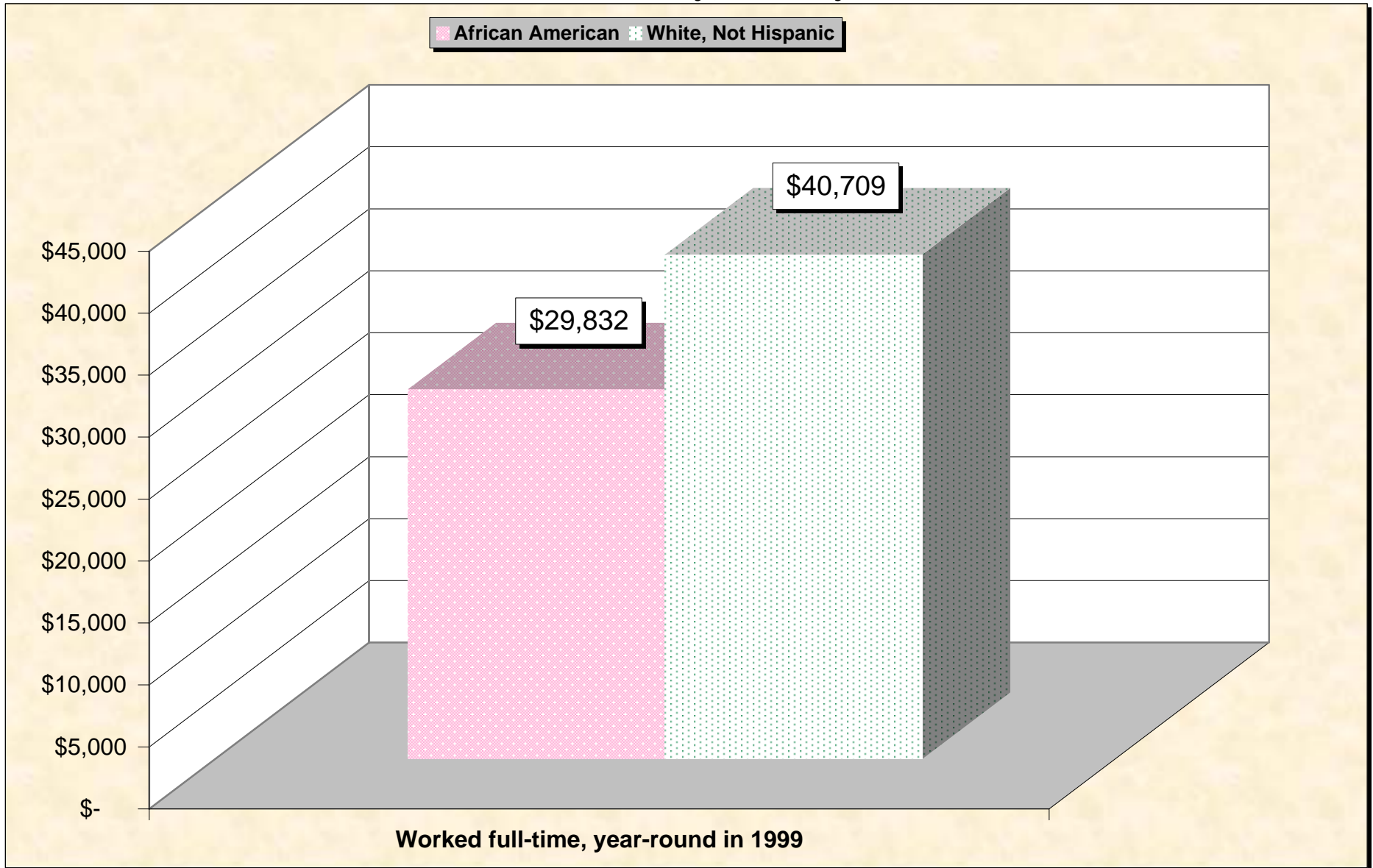
Source: Data Set: Census 2000 Summary File 3 (SF 3) - Sample Data -- P157B. PER CAPITA INCOME IN 1999 (DOLLARS) (BLACK OR AFRICAN AMERICAN ALONE) [1] - Universe: Black or African American alone; P157I. PER CAPITA INCOME IN 1999 (DOLLARS) (WHITE ALONE, NOT HISPANIC OR LATINO) [1] - Universe: White alone, not Hispanic or Latino population.

## Chart 9 -- Income in 1999 Below Poverty Level by Age Delaware County, Pennsylvania



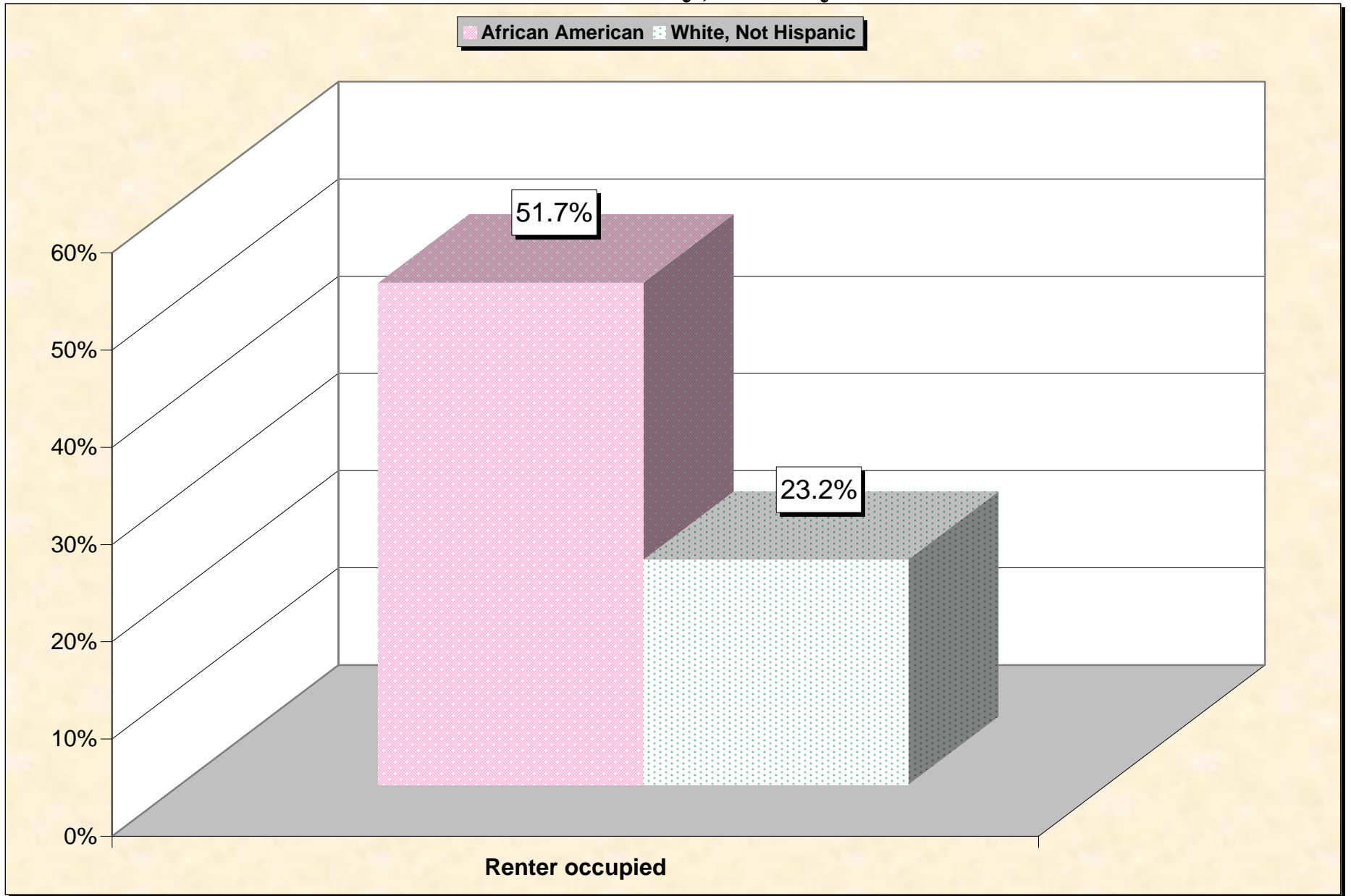
Source: Data Set: Census 2000 Summary File 3 (SF 3) - Sample Data -- P159B. POVERTY STATUS IN 1999 BY AGE (BLACK OR AFRICAN AMERICAN ALONE) [17] - Universe: Black or African American alone for whom poverty status is determined; P159I. POVERTY STATUS IN 1999 BY AGE (WHITE ALONE, NOT HISPANIC OR LATINO) [17] - Universe: White alone, not Hispanic or Latino population for whom poverty status is determined.

# Chart 10 -- Median Earnings in 1999 Delaware County, Pennsylvania



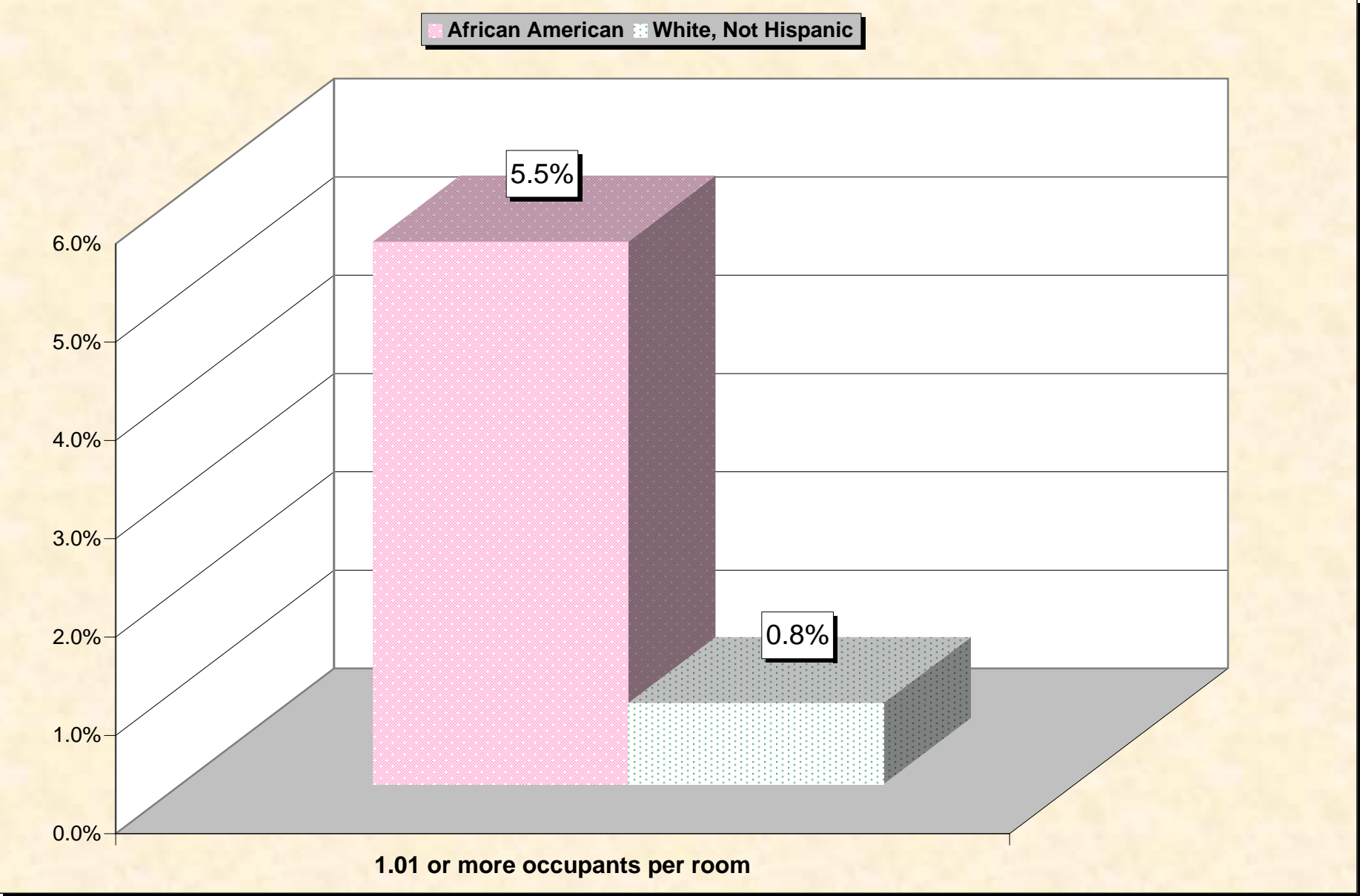
Source: Data Set: Census 2000 Summary File 3 (SF 3) - Sample Data -- PCT74B. MEDIAN EARNINGS IN 1999 (DOLLARS) BY WORK EXPERIENCE IN 1999 BY SEX FOR THE POPULATION 16 YEARS AND OVER WITH EARNINGS (BLACK OR AFRICAN AMERICAN ALONE) [6] - Universe: Black or African American alone 16 years and over with earnings in 1999; PCT74I. MEDIAN EARNINGS IN 1999 (DOLLARS) BY WORK EXPERIENCE IN 1999 BY SEX FOR THE POPULATION 16 YEARS AND OVER WITH EARNINGS (WHITE ALONE, NOT HISPANIC OR LATINO) [6] - Universe: White alone, not Hispanic or Latino population 16 years and over with earnings in 1999.

# Chart 11 -- Renter-Occupied Housing Delaware County, Pennsylvania



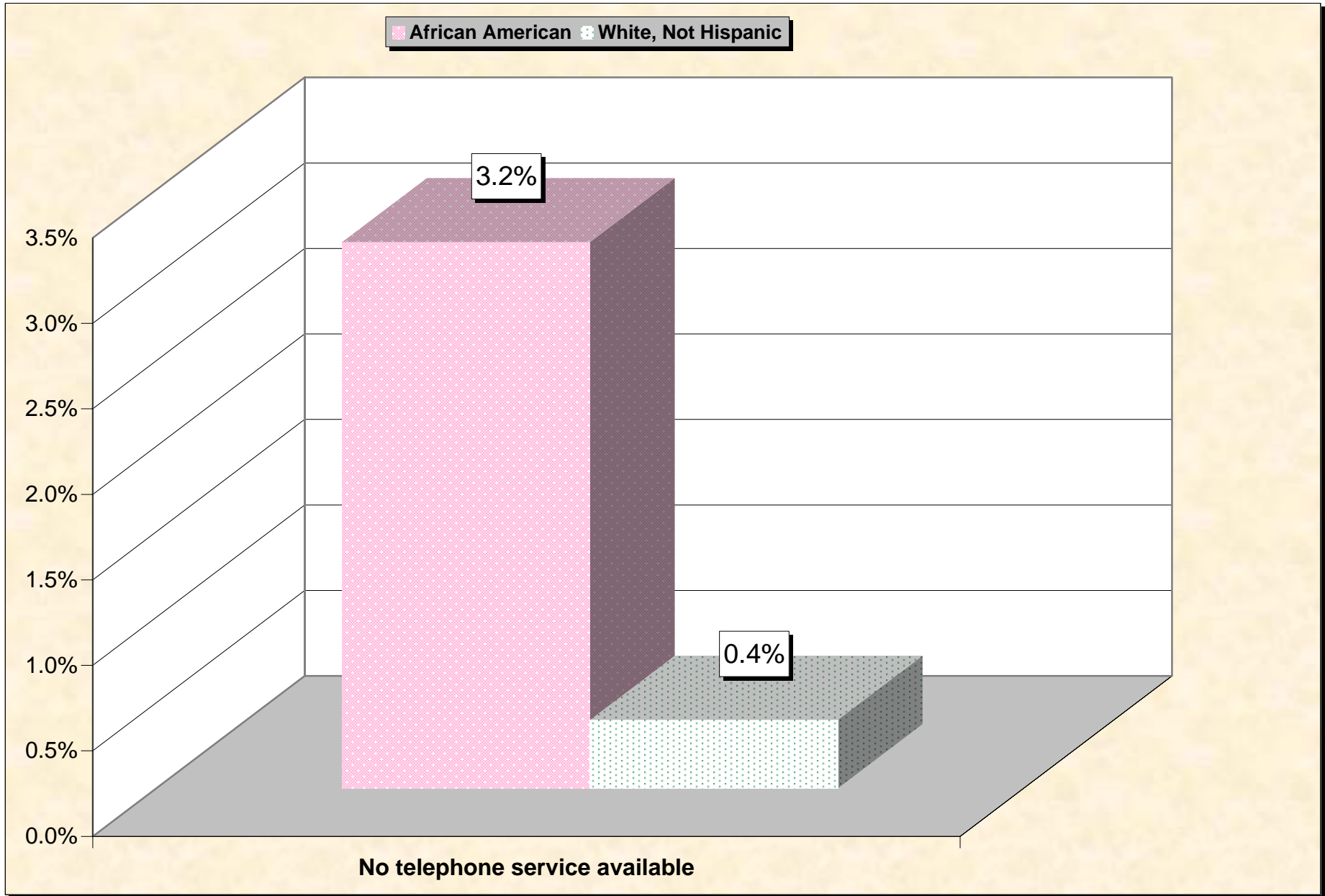
Source: Data Set: Census 2000 Summary File 3 (SF 3) - Sample Data -- H11. TENURE BY RACE OF HOUSEHOLDER [17] - Universe: Occupied housing units; H13. TENURE (WHITE ALONE, NOT HISPANIC OR LATINO HOUSEHOLDER) [3] - Universe: Occupied housing units with a householder who is White alone, not Hispanic or Latino.

# Chart 12 -- Occupants Per Room (Crowding) by Household Delaware County, Pennsylvania



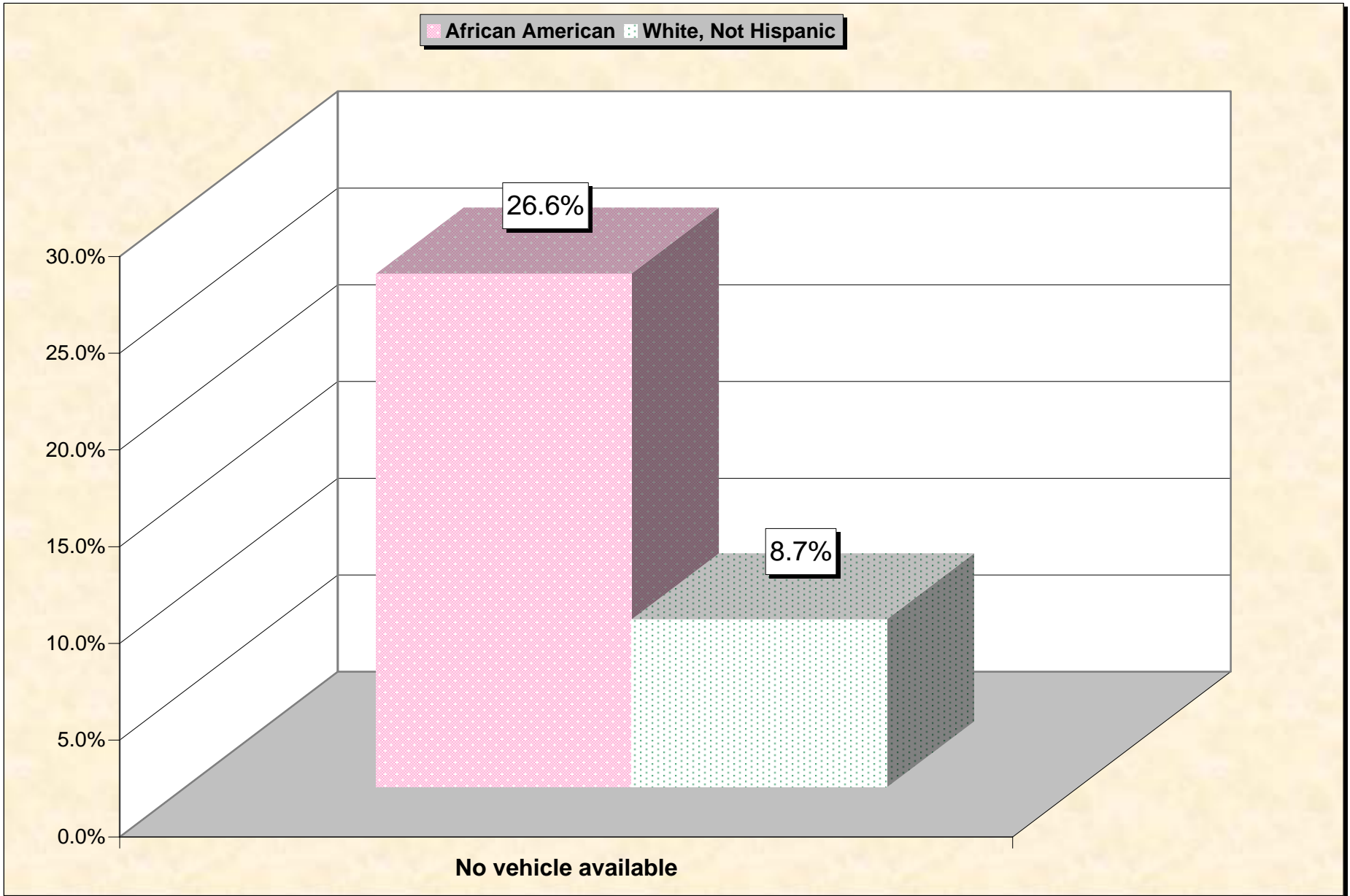
Source: Data Set: Census 2000 Summary File 3 (SF 3) - Sample Data -- HCT29B. OCCUPANTS PER ROOM (BLACK OR AFRICAN AMERICAN ALONE HOUSEHOLDER) [3] - Universe: Occupied housing units with a householder who is Black or African American alone; HCT29I. OCCUPANTS PER ROOM (WHITE ALONE, NOT HISPANIC OR LATINO HOUSEHOLDER) [3] - Universe: Occupied housing units with a householder who is White alone, not Hispanic or Latino.

# Chart 13 -- Lack of Telephone Service by Household Delaware County, Pennsylvania



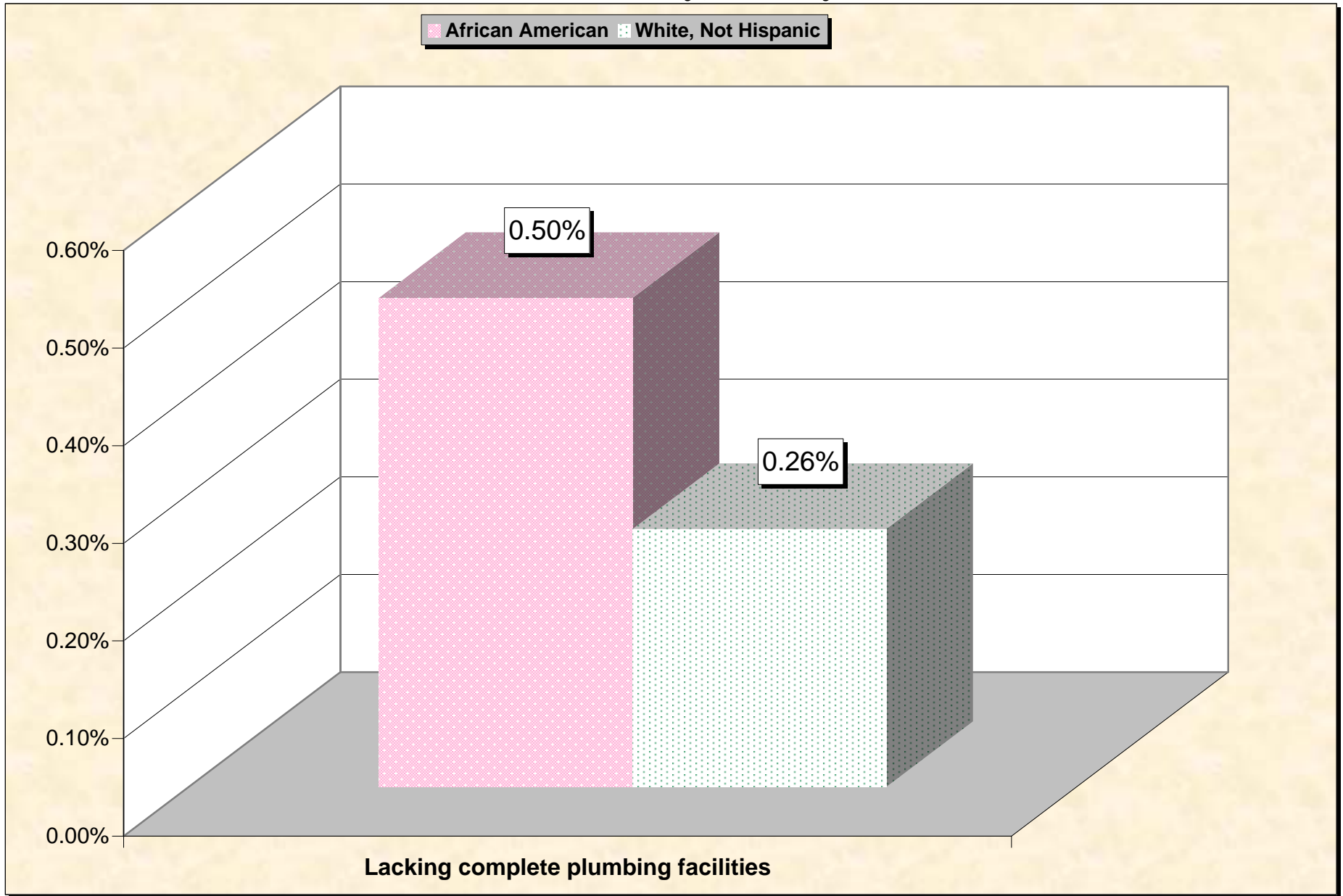
Source: Data Set: Census 2000 Summary File 3 (SF 3) - Sample Data -- HCT32B. TELEPHONE SERVICE AVAILABLE (BLACK OR AFRICAN AMERICAN ALONE HOUSEHOLDER) [3] - Universe: Occupied housing units with a householder who is Black or African American alone; HCT32I. TELEPHONE SERVICE AVAILABLE (WHITE ALONE, NOT HISPANIC OR LATINO HOUSEHOLDER) [3] - Universe: Occupied housing units with a householder who is White alone, not Hispanic or Latino.

# Chart 14 -- Lack of Vehicle By Household Delaware County, Pennsylvania



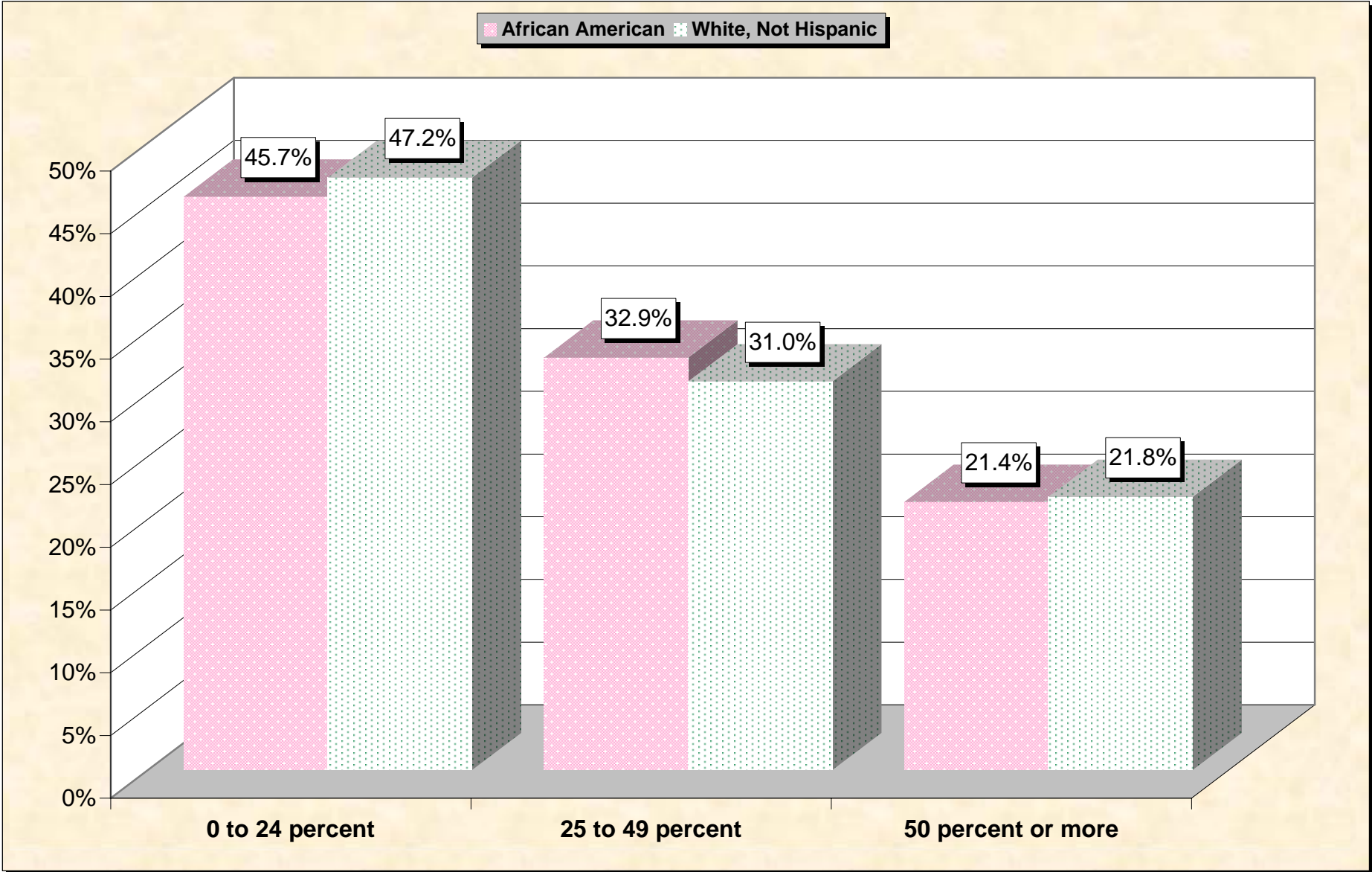
Source: Data Set: Census 2000 Summary File 3 (SF 3) - Sample Data -- HCT33B. VEHICLES AVAILABLE (BLACK OR AFRICAN AMERICAN ALONE HOUSEHOLDER) [3] - Universe: Occupied housing units with a householder who is Black or African American alone;; HCT33I. VEHICLES AVAILABLE (WHITE ALONE, NOT HISPANIC OR LATINO HOUSEHOLDER) [3] - Universe: Occupied housing units with a householder who is White alone, not Hispanic or Latino.

# Chart 15 -- Lack of Plumbing By Household Delaware County, Pennsylvania



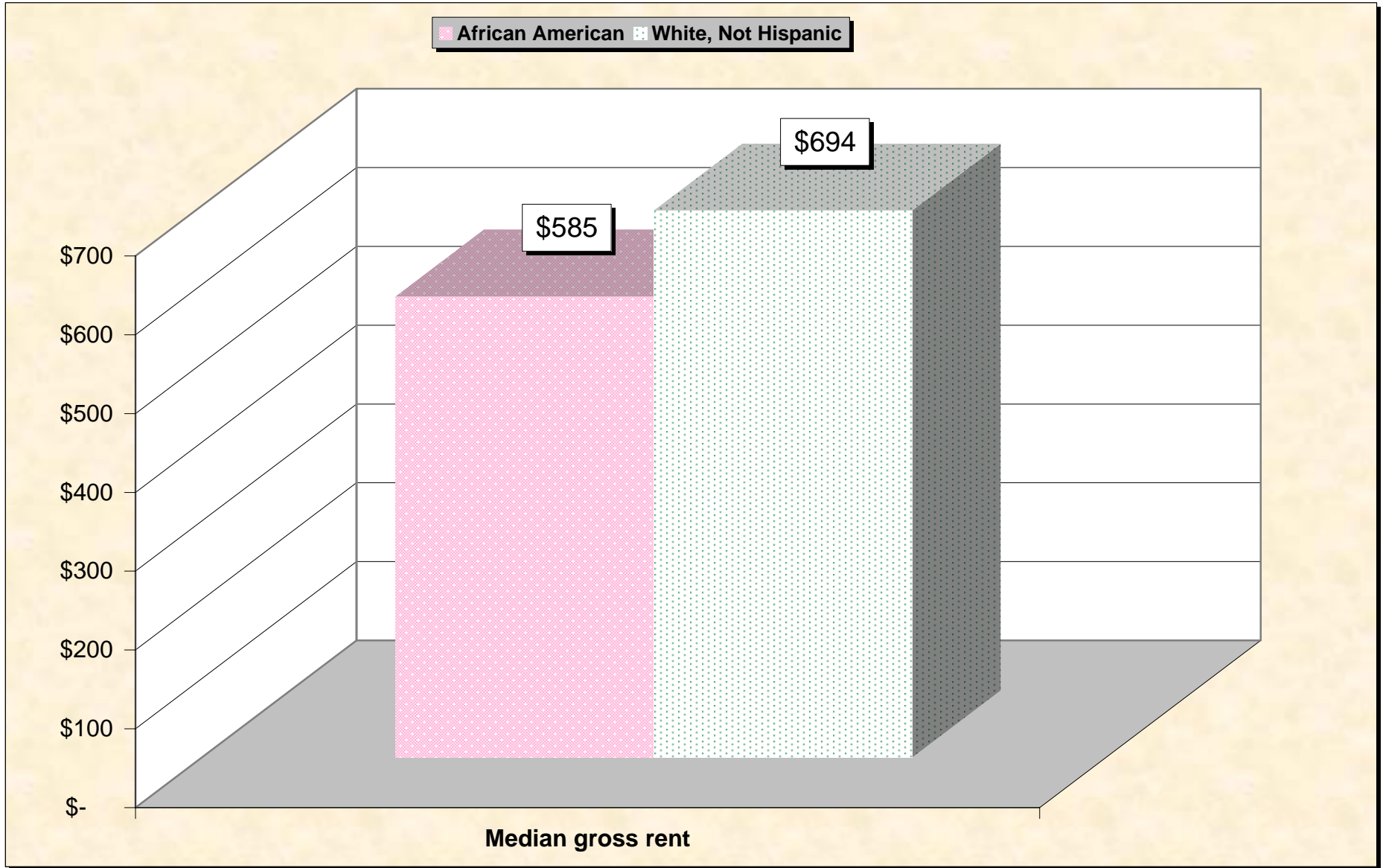
Source: Data Set: Census 2000 Summary File 3 (SF 3) - Sample Data -- HCT34B. PLUMBING FACILITIES (BLACK OR AFRICAN AMERICAN ALONE HOUSEHOLDER) [3] - Universe: Occupied housing units with a householder who is Black or African American alone; HCT34I. PLUMBING FACILITIES (WHITE ALONE, NOT HISPANIC OR LATINO HOUSEHOLDER) [3] - Universe: Occupied housing units with a householder who is White alone, not Hispanic or Latino.

# Chart 16 -- Gross Rent as a Percentage of Household Income in 1999 Delaware County, Pennsylvania



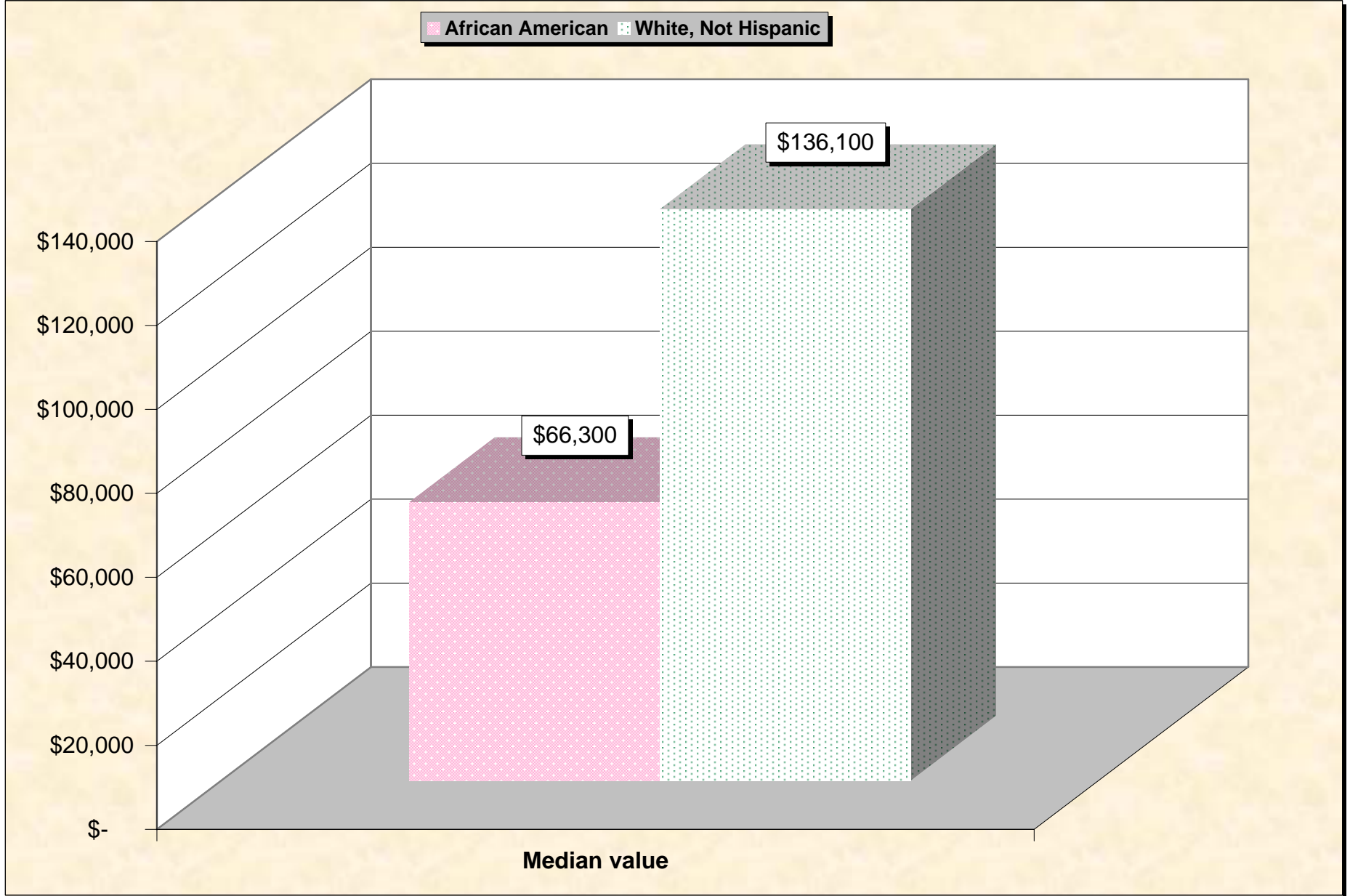
Source: Data Set: Census 2000 Summary File 3 (SF 3) - Sample Data -- HCT39B. GROSS RENT AS A PERCENTAGE OF HOUSEHOLD INCOME IN 1999 (BLACK OR AFRICAN AMERICAN ALONE HOUSEHOLDER) [11] - Universe: Specified renter-occupied housing units with a householder who is Black or African American alone; HCT39I. GROSS RENT AS A PERCENTAGE OF HOUSEHOLD INCOME IN 1999 (WHITE ALONE, NOT HISPANIC OR LATINO HOUSEHOLDER) [11] - Universe: Specified renter-occupied housing units with a householder who is White alone, not Hispanic or Latino.

# Chart 17 -- Median Gross Rent By Household Delaware County, Pennsylvania



Source: Data Set: Census 2000 Summary File 3 (SF 3) - Sample Data -- HCT37B. MEDIAN GROSS RENT (DOLLARS) (BLACK OR AFRICAN AMERICAN ALONE HOUSEHOLDER) [1] - Universe: Specified renter-occupied housing units paying cash rent with a householder who is Black or African American alone; HCT37I. MEDIAN GROSS RENT (DOLLARS) (WHITE ALONE, NOT HISPANIC OR LATINO HOUSEHOLDER) [1] - Universe: Specified renter-occupied housing units paying cash rent with a householder who is White alone, not Hispanic or Latino.

# Chart 18 -- Median Home Value By Household Delaware County, Pennsylvania



Source: Data Set: Census 2000 Summary File 3 (SF 3) - Sample Data -- HCT42B. MEDIAN VALUE (DOLLARS) (BLACK OR AFRICAN AMERICAN ALONE HOUSEHOLDER) [1] - Universe: Specified owner-occupied housing units with a householder who is Black or African American alone; HCT42I. MEDIAN VALUE (DOLLARS) (WHITE ALONE, NOT HISPANIC OR LATINO HOUSEHOLDER) [1] - Universe: Specified owner-occupied housing units with a householder who is White alone, not Hispanic or Latino.

## HOUSEHOLDS BY AGE OF HOUSEHOLDER BY HOUSEHOLD TYPE (INCLUDING LIVING ALONE) BY PRESENCE OF OWN CHILDREN UNDER 18 YEARS

Source data for Chart 1

|   | African American                 | White, Not Hispanic              |
|---|----------------------------------|----------------------------------|
|   | Delaware County,<br>Pennsylvania | Delaware County,<br>Pennsylvania |
| Total:                                  | 27,777                           | 168,880                          |
| Householder 15 to 64 years:             | 23,531                           | 119,947                          |
| Family households:                      | 16,553                           | 88,055                           |
| Married-couple family:                  | 7,274                            | 72,188                           |
| With own children under 18 years        | 4,513                            | 41,856                           |
| No own children under 18 years          | 2,761                            | 30,332                           |
| Other family:                           | 9,279                            | 15,867                           |
| Male householder, no wife present:      | 1,532                            | 4,532                            |
| With own children under 18 years        | 911                              | 2,296                            |
| No own children under 18 years          | 621                              | 2,236                            |
| Female householder, no husband present: | 7,747                            | 11,335                           |
| With own children under 18 years        | 5,582                            | 6,509                            |
| No own children under 18 years          | 2,165                            | 4,826                            |
| Nonfamily households:                   | 6,978                            | 31,892                           |
| Householder living alone                | 5,691                            | 25,327                           |
| Householder not living alone            | 1,287                            | 6,565                            |
| Householder 65 years and over:          | 4,246                            | 48,933                           |
| Family households:                      | 2,257                            | 26,163                           |
| Married-couple family:                  | 1,150                            | 20,344                           |
| With own children under 18 years        | 88                               | 111                              |
| No own children under 18 years          | 1,062                            | 20,233                           |
| Other family:                           | 1,107                            | 5,819                            |
| Male householder, no wife present:      | 214                              | 1,272                            |
| With own children under 18 years        | 21                               | 32                               |
| No own children under 18 years          | 193                              | 1,240                            |
| Female householder, no husband present: | 893                              | 4,547                            |
| With own children under 18 years        | 7                                | 11                               |
| No own children under 18 years          | 886                              | 4,536                            |
| Nonfamily households:                   | 1,989                            | 22,770                           |
| Householder living alone                | 1,863                            | 22,209                           |
| Householder not living alone            | 126                              | 561                              |

Source: Data Set: Census 2000 Summary File 3 (SF 3) - Sample Data - P146B. HOUSEHOLDS BY AGE OF HOUSEHOLDER BY HOUSEHOLD TYPE (INCLUDING LIVING ALONE) BY PRESENCE OF OWN CHILDREN UNDER 18 YEARS (BLACK OR AFRICAN AMERICAN ALONE HOUSEHOLDER) [31] - Universe: Households with a householder who is Black or African American alone; P146I. HOUSEHOLDS BY AGE OF HOUSEHOLDER BY HOUSEHOLD TYPE (INCLUDING LIVING ALONE) BY PRESENCE OF OWN CHILDREN UNDER 18 YEARS (WHITE ALONE, NOT HISPANIC OR LATINO HOUSEHOLDER) [31] - Universe: Households with a householder who is White alone, not Hispanic or Latino.

## SCHOOL ENROLLMENT BY LEVEL OF SCHOOL BY TYPE OF SCHOOL FOR THE POPULATION 3 YEARS AND OVER

**Source data for Chart 2**

|  | African American                 | White, Not Hispanic              |
|--|----------------------------------|----------------------------------|
|  | Delaware County,<br>Pennsylvania | Delaware County,<br>Pennsylvania |
| Total:                                 | 75,452                           | 423,893                          |
| Enrolled in nursery school, preschool: | 1,948                            | 8,882                            |
| Public school                          | 1,126                            | 2,480                            |
| Private school                         | 822                              | 6,402                            |
| Enrolled in kindergarten:              | 1,420                            | 5,872                            |
| Public school                          | 1,020                            | 3,810                            |
| Private school                         | 400                              | 2,062                            |
| Enrolled in grade 1 to grade 8:        | 12,129                           | 47,161                           |
| Public school                          | 10,535                           | 32,873                           |
| Private school                         | 1,594                            | 14,288                           |
| Enrolled in grade 9 to grade 12:       | 6,168                            | 23,425                           |
| Public school                          | 5,438                            | 16,883                           |
| Private school                         | 730                              | 6,542                            |
| Enrolled in college:                   | 5,526                            | 30,126                           |
| Public school                          | 3,133                            | 11,898                           |
| Private school                         | 2,393                            | 18,228                           |
| Not enrolled in school                 | 48,261                           | 308,427                          |

*Source: Data Set: Census 2000 Summary File 3 (SF 3) - Sample Data - P146B. HOUSEHOLDS BY AGE OF HOUSEHOLDER BY HOUSEHOLD TYPE (INCLUDING LIVING ALONE) BY PRESENCE OF OWN CHILDREN UNDER 18 YEARS (BLACK OR AFRICAN AMERICAN ALONE HOUSEHOLDER) [31] - Universe: Households with a householder who is Black or African American alone; P146I. HOUSEHOLDS BY AGE OF HOUSEHOLDER BY HOUSEHOLD TYPE (INCLUDING LIVING ALONE) BY PRESENCE OF OWN CHILDREN UNDER 18 YEARS (WHITE ALONE, NOT HISPANIC OR LATINO HOUSEHOLDER) [31] - Universe: Households with a householder who is White alone, not Hispanic or Latino.*

## SEX BY EDUCATIONAL ATTAINMENT FOR THE POPULATION 25 YEARS AND OVER

**Source data for Chart 3**

|   | African American                 | White, Not Hispanic              |
|---|----------------------------------|----------------------------------|
|   | Delaware County,<br>Pennsylvania | Delaware County,<br>Pennsylvania |
| Total:                                      | 44,922                           | 301,499                          |
| Male:                                       | 19,393                           | 139,411                          |
| Less than 9th grade                         | 981                              | 3,953                            |
| 9th to 12th grade, no diploma               | 3,487                            | 11,737                           |
| High school graduate (includes equivalency) | 7,655                            | 42,271                           |
| Some college, no degree                     | 3,542                            | 25,041                           |
| Associate degree                            | 814                              | 7,528                            |
| Bachelor's degree                           | 2,041                            | 29,308                           |
| Graduate or professional degree             | 873                              | 19,573                           |
| Female:                                     | 25,529                           | 162,088                          |
| Less than 9th grade                         | 961                              | 5,879                            |
| 9th to 12th grade, no diploma               | 3,948                            | 14,429                           |
| High school graduate (includes equivalency) | 9,100                            | 58,014                           |
| Some college, no degree                     | 5,696                            | 26,552                           |
| Associate degree                            | 1,809                            | 11,319                           |
| Bachelor's degree                           | 2,690                            | 28,448                           |
| Graduate or professional degree             | 1,325                            | 17,447                           |

Source: Data Set: Census 2000 Summary File 3 (SF 3) - Sample Data -- P148B. SEX BY EDUCATIONAL ATTAINMENT FOR THE POPULATION 25 YEARS AND OVER (BLACK OR AFRICAN AMERICAN ALONE) [17] - Universe: Black or African American alone 25 years and over; P148I. SEX BY EDUCATIONAL ATTAINMENT FOR THE POPULATION 25 YEARS AND OVER (WHITE ALONE, NOT HISPANIC OR LATINO) [17] - Universe: White alone, not Hispanic or Latino population 25 years and over.

## SEX BY EMPLOYMENT STATUS FOR THE POPULATION 16 YEARS AND OVER

Source data for Charts 4 and 5

|                    | African American                 | White, Not Hispanic              |
|--------------------|----------------------------------|----------------------------------|
|                    | Delaware County,<br>Pennsylvania | Delaware County,<br>Pennsylvania |
| Total:             | 56,642                           | 349,226                          |
| Male:              | 25,457                           | 163,533                          |
| In labor force:    | 15,708                           | 116,461                          |
| In Armed Forces    | 18                               | 122                              |
| Civilian:          | 15,690                           | 116,339                          |
| Employed           | 13,867                           | 111,820                          |
| Unemployed         | 1,823                            | 4,519                            |
| Not in labor force | 9,749                            | 47,072                           |
| Female:            | 31,185                           | 185,693                          |
| In labor force:    | 20,056                           | 104,434                          |
| In Armed Forces    | 24                               | 7                                |
| Civilian:          | 20,032                           | 104,427                          |
| Employed           | 18,216                           | 100,404                          |
| Unemployed         | 1,816                            | 4,023                            |
| Not in labor force | 11,129                           | 81,259                           |

*Source: Data Set: Census 2000 Summary File 3 (SF 3) - Sample Data -- P150B. SEX BY EMPLOYMENT STATUS FOR THE POPULATION 16 YEARS AND OVER (BLACK OR AFRICAN AMERICAN ALONE) [15] - Universe: Black or African American alone 16 years and over; P150I. SEX BY EMPLOYMENT STATUS FOR THE POPULATION 16 YEARS AND OVER (WHITE ALONE, NOT HISPANIC OR LATINO) [15] - Universe: White alone, not Hispanic or Latino population 16 years and over.*

## HOUSEHOLD INCOME IN 1999

### Source data for Chart 6

|                        | African American                 | White, Not Hispanic              |
|------------------------|----------------------------------|----------------------------------|
|                        | Delaware County,<br>Pennsylvania | Delaware County,<br>Pennsylvania |
| Total:                 | 27,777                           | 168,880                          |
| Less than \$10,000     | 3,697                            | 9,701                            |
| \$10,000 to \$14,999   | 2,169                            | 8,180                            |
| \$15,000 to \$19,999   | 1,941                            | 7,803                            |
| \$20,000 to \$24,999   | 2,130                            | 8,851                            |
| \$25,000 to \$29,999   | 2,304                            | 9,036                            |
| \$30,000 to \$34,999   | 2,282                            | 9,161                            |
| \$35,000 to \$39,999   | 1,832                            | 9,151                            |
| \$40,000 to \$44,999   | 1,508                            | 8,457                            |
| \$45,000 to \$49,999   | 1,233                            | 8,287                            |
| \$50,000 to \$59,999   | 2,452                            | 15,514                           |
| \$60,000 to \$74,999   | 2,472                            | 20,334                           |
| \$75,000 to \$99,999   | 2,210                            | 22,841                           |
| \$100,000 to \$124,999 | 820                              | 12,840                           |
| \$125,000 to \$149,999 | 335                              | 6,414                            |
| \$150,000 to \$199,999 | 175                              | 6,043                            |
| \$200,000 or more      | 217                              | 6,267                            |

Source: Data Set: Census 2000 Summary File 3 (SF 3) - Sample Data -- P151B. HOUSEHOLD INCOME IN 1999 (BLACK OR AFRICAN AMERICAN ALONE HOUSEHOLDER) [17] - Universe: Households with a householder who is Black or African American alone; P151I. HOUSEHOLD INCOME IN 1999 (WHITE ALONE, NOT HISPANIC OR LATINO HOUSEHOLDER) [17] - Universe: Households with a householder who is White alone, not Hispanic or Latino.

## MEDIAN FAMILY INCOME IN 1999

### Source data for Chart 7

|                              | African American                 | White, Not Hispanic              |
|------------------------------|----------------------------------|----------------------------------|
|                              | Delaware County,<br>Pennsylvania | Delaware County,<br>Pennsylvania |
| Median family income in 1999 | \$ 36,626                        | \$ 66,270                        |

Source: Data Set: Census 2000 Summary File 3 (SF 3) - Sample Data -- P155B. MEDIAN FAMILY INCOME IN 1999 (DOLLARS) (BLACK OR AFRICAN AMERICAN ALONE HOUSEHOLDER) [1] - Universe: Families with a householder who is Black or African American alone ; P155I. MEDIAN FAMILY INCOME IN 1999 (DOLLARS) (WHITE ALONE, NOT HISPANIC OR LATINO HOUSEHOLDER) [1] - Universe: Families with a householder who is White alone, not Hispanic or Latino.

## PER CAPITA INCOME IN 1999

### Source data for Chart 8

|                           | African American                 | White, Not Hispanic              |
|---------------------------|----------------------------------|----------------------------------|
|                           | Delaware County,<br>Pennsylvania | Delaware County,<br>Pennsylvania |
| Per capita income in 1999 | \$ 15,575                        | \$ 27,239                        |

Source: Data Set: Census 2000 Summary File 3 (SF 3) - Sample Data -- P157B. PER CAPITA INCOME IN 1999 (DOLLARS) (BLACK OR AFRICAN AMERICAN ALONE) [1] - Universe: Black or African American alone; P157I. PER CAPITA INCOME IN 1999 (DOLLARS) (WHITE ALONE, NOT HISPANIC OR LATINO) [1] - Universe: White alone, not Hispanic or Latino population.

## POVERTY STATUS IN 1999 BY AGE

### Source data for Chart 9

|   | African American                 | White, Not Hispanic              |
|---|----------------------------------|----------------------------------|
|   | Delaware County,<br>Pennsylvania | Delaware County,<br>Pennsylvania |
| Total:                                    | 75,019                           | 424,459                          |
| Income in 1999 below poverty level:       | 14,735                           | 23,031                           |
| Under 5 years                             | 1,968                            | 1,459                            |
| 5 years                                   | 427                              | 248                              |
| 6 to 11 years                             | 2,404                            | 1,908                            |
| 12 to 17 years                            | 2,227                            | 2,047                            |
| 18 to 64 years                            | 6,646                            | 12,918                           |
| 65 to 74 years                            | 552                              | 1,717                            |
| 75 years and over                         | 511                              | 2,734                            |
| Income in 1999 at or above poverty level: | 60,284                           | 401,428                          |
| Under 5 years                             | 4,345                            | 23,172                           |
| 5 years                                   | 1,015                            | 5,070                            |
| 6 to 11 years                             | 6,561                            | 33,089                           |
| 12 to 17 years                            | 5,883                            | 32,829                           |
| 18 to 64 years                            | 37,189                           | 239,065                          |
| 65 to 74 years                            | 3,117                            | 35,335                           |
| 75 years and over                         | 2,174                            | 32,868                           |

Source: Data Set: Census 2000 Summary File 3 (SF 3) - Sample Data -- P159B. POVERTY STATUS IN 1999 BY AGE (BLACK OR AFRICAN AMERICAN ALONE) [17] - Universe: Black or African American alone for whom poverty status is determined;P159I. POVERTY STATUS IN 1999 BY AGE (WHITE ALONE, NOT HISPANIC OR LATINO) [17] - Universe: White alone, not Hispanic or Latino population for whom poverty status is determined.

## MEDIAN EARNINGS IN 1999

### Source data for Chart 10

|   | African American                 | White, Not Hispanic              |
|---|----------------------------------|----------------------------------|
|   | Delaware County,<br>Pennsylvania | Delaware County,<br>Pennsylvania |
| Median earnings in 1999 --              |                                  |                                  |
| Worked full-time, year-round in 1999 -- |                                  |                                  |
| Total                                   | \$ 29,832                        | \$ 40,709                        |
| Male                                    | \$ 31,641                        | \$ 46,769                        |
| Female                                  | \$ 27,932                        | \$ 32,886                        |
| Other --                                |                                  |                                  |
| Total                                   | \$ 10,048                        | \$ 10,347                        |
| Male                                    | \$ 10,516                        | \$ 11,067                        |
| Female                                  | \$ 9,535                         | \$ 9,986                         |

Source: Data Set: Census 2000 Summary File 3 (SF 3) - Sample Data -- PCT74B. MEDIAN EARNINGS IN 1999 (DOLLARS) BY WORK EXPERIENCE IN 1999 BY SEX FOR THE POPULATION 16 YEARS AND OVER WITH EARNINGS (BLACK OR AFRICAN AMERICAN ALONE) [6] - Universe: Black or African American alone 16 years and over with earnings in 1999; PCT74I. MEDIAN EARNINGS IN 1999 (DOLLARS) BY WORK EXPERIENCE IN 1999 BY SEX FOR THE POPULATION 16 YEARS AND OVER WITH EARNINGS (WHITE ALONE, NOT HISPANIC OR LATINO) [6] - Universe: White alone, not Hispanic or Latino population 16 years and over with earnings in 1999.

## TENURE BY RACE OF HOUSEHOLDER

### Source data for Chart 11

|   | <b>Delaware County,<br/>Pennsylvania</b> |
|---|--|
| Total:  | 206,320                                  |
| Owner occupied:   | 148,293                                  |
| Householder who is White alone                                      | 130,756                                  |
| <b>Householder who is Black or African American alone</b>           | <b>13,320</b>                            |
| Householder who is American Indian and Alaska Native alone          | 128                                      |
| Householder who is Asian alone                                      | 2,883                                    |
| Householder who is Native Hawaiian and Other Pacific Islander alone | 12                                       |
| Householder who is Some other race alone                            | 311                                      |
| Householder who is Two or more races                                | 883                                      |
| Renter occupied:  | 58,027                                   |
| Householder who is White alone                                      | 39,721                                   |
| <b>Householder who is Black or African American alone</b>           | <b>14,233</b>                            |
| Householder who is American Indian and Alaska Native alone          | 131                                      |
| Householder who is Asian alone                                      | 2,547                                    |
| Householder who is Native Hawaiian and Other Pacific Islander alone | 14                                       |
| Householder who is Some other race alone                            | 462                                      |
| Householder who is Two or more races                                | 919                                      |

### White alone, not Hispanic

### White, Not Hispanic

|                 |  | <b>Delaware County,<br/>Pennsylvania</b> |
|-----------------|--|--|
| Total:          |  | 169,234                                  |
| Owner occupied  |  | 130,048                                  |
| Renter occupied |  | 39,186                                   |

Source: Data Set: Census 2000 Summary File 3 (SF 3) - Sample Data -- H11. TENURE BY RACE OF HOUSEHOLDER [17] - Universe: Occupied housing units; H13. TENURE (WHITE ALONE, NOT HISPANIC OR LATINO HOUSEHOLDER) [3] - Universe: Occupied housing units with a householder who is White alone, not Hispanic or Latino.

## OCCUPANTS PER ROOM

### Source data for Chart 12

|                                 | African American                 | White, Not Hispanic              |
|---------------------------------|----------------------------------|----------------------------------|
|                                 | Delaware County,<br>Pennsylvania | Delaware County,<br>Pennsylvania |
| Total:                          | 27,553                           | 169,234                          |
| 1.00 or less occupants per room | 26,033                           | 167,839                          |
| 1.01 or more occupants per room | 1,520                            | 1,395                            |

Source: Data Set: Census 2000 Summary File 3 (SF 3) - Sample Data -- HCT29B. OCCUPANTS PER ROOM (BLACK OR AFRICAN AMERICAN ALONE HOUSEHOLDER) [3] - Universe: Occupied housing units with a householder who is Black or African American alone; HCT29I. OCCUPANTS PER ROOM (WHITE ALONE, NOT HISPANIC OR LATINO HOUSEHOLDER) [3] - Universe: Occupied housing units with a householder who is White alone, not Hispanic or Latino.

## TELEPHONE SERVICE AVAILABLE

### Source data for Chart 13

|                                  | African American                 | White, Not Hispanic              |
|----------------------------------|----------------------------------|----------------------------------|
|                                  | Delaware County,<br>Pennsylvania | Delaware County,<br>Pennsylvania |
| Total:                           | 27,553                           | 169,234                          |
| With telephone service available | 26,673                           | 168,557                          |
| No telephone service available   | 880                              | 677                              |

Source: Data Set: Census 2000 Summary File 3 (SF 3) - Sample Data -- HCT32B. TELEPHONE SERVICE AVAILABLE (BLACK OR AFRICAN AMERICAN ALONE HOUSEHOLDER) [3] - Universe: Occupied housing units with a householder who is Black or African American alone; HCT32I. TELEPHONE SERVICE AVAILABLE (WHITE ALONE, NOT HISPANIC OR LATINO HOUSEHOLDER) [3] - Universe: Occupied housing units with a householder who is White alone, not Hispanic or Latino.

## VEHICLES AVAILABLE

### Source data for Chart 14

|                              | African American                 | White, Not Hispanic              |
|------------------------------|----------------------------------|----------------------------------|
|                              | Delaware County,<br>Pennsylvania | Delaware County,<br>Pennsylvania |
| Total:                       | 27,553                           | 169,234                          |
| No vehicle available         | 7,317                            | 14,691                           |
| 1 or more vehicles available | 20,236                           | 154,543                          |

Source: Data Set: Census 2000 Summary File 3 (SF 3) - Sample Data -- HCT33B. VEHICLES AVAILABLE (BLACK OR AFRICAN AMERICAN ALONE HOUSEHOLDER) [3] - Universe: Occupied housing units with a householder who is Black or African American alone;; HCT33I. VEHICLES AVAILABLE (WHITE ALONE, NOT HISPANIC OR LATINO HOUSEHOLDER) [3] - Universe: Occupied housing units with a householder who is White alone, not Hispanic or Latino.

## PLUMBING FACILITIES

### Source data for Chart 15

|                                      | African American                 | White, Not Hispanic              |
|--------------------------------------|----------------------------------|----------------------------------|
|                                      | Delaware County,<br>Pennsylvania | Delaware County,<br>Pennsylvania |
| Total:                               | 27,553                           | 169,234                          |
| Complete plumbing facilities         | 27,415                           | 168,787                          |
| Lacking complete plumbing facilities | 138                              | 447                              |

Source: Data Set: Census 2000 Summary File 3 (SF 3) - Sample Data -- HCT34B. PLUMBING FACILITIES (BLACK OR AFRICAN AMERICAN ALONE HOUSEHOLDER) [3] - Universe: Occupied housing units with a householder who is Black or African American alone; HCT34I. PLUMBING FACILITIES (WHITE ALONE, NOT HISPANIC OR LATINO HOUSEHOLDER) [3] - Universe: Occupied housing units with a householder who is White alone, not Hispanic or Latino.

## GROSS RENT AS A PERCENTAGE OF HOUSEHOLD INCOME IN 1999

### Source data for Chart 16

|                      | African American                 | White, Not Hispanic              |
|----------------------|----------------------------------|----------------------------------|
|                      | Delaware County,<br>Pennsylvania | Delaware County,<br>Pennsylvania |
| Total:               | 14,215                           | 39,011                           |
| Less than 10 percent | 789                              | 2,136                            |
| 10 to 14 percent     | 1,748                            | 4,636                            |
| 15 to 19 percent     | 1,822                            | 5,402                            |
| 20 to 24 percent     | 1,819                            | 5,094                            |
| 25 to 29 percent     | 1,559                            | 3,977                            |
| 30 to 34 percent     | 1,130                            | 2,786                            |
| 35 to 39 percent     | 840                              | 1,927                            |
| 40 to 49 percent     | 914                              | 2,642                            |
| 50 percent or more   | 2,890                            | 7,962                            |
| Not computed         | 704                              | 2,449                            |

Source: Data Set: Census 2000 Summary File 3 (SF 3) - Sample Data -- HCT39B. GROSS RENT AS A PERCENTAGE OF HOUSEHOLD INCOME IN 1999 (BLACK OR AFRICAN AMERICAN ALONE HOUSEHOLDER) [11] - Universe: Specified renter-occupied housing units with a householder who is Black or African American alone; HCT39I. GROSS RENT AS A PERCENTAGE OF HOUSEHOLD INCOME IN 1999 (WHITE ALONE, NOT HISPANIC OR LATINO HOUSEHOLDER) [11] - Universe: Specified renter-occupied housing units with a householder who is White alone, not Hispanic or Latino.

## MEDIAN GROSS RENT

### Source data for Chart 17

|                   | African American                 | White, Not Hispanic              |
|-------------------|----------------------------------|----------------------------------|
|                   | Delaware County,<br>Pennsylvania | Delaware County,<br>Pennsylvania |
| Median gross rent | \$ 585                           | \$ 694                           |

Source: Data Set: Census 2000 Summary File 3 (SF 3) - Sample Data -- HCT37B. MEDIAN GROSS RENT (DOLLARS) (BLACK OR AFRICAN AMERICAN ALONE HOUSEHOLDER) [1] - Universe: Specified renter-occupied housing units paying cash rent with a householder who is Black or African American alone; HCT37I. MEDIAN GROSS RENT (DOLLARS) (WHITE ALONE, NOT HISPANIC OR LATINO HOUSEHOLDER) [1] - Universe: Specified renter-occupied housing units paying cash rent with a householder who is White alone, not Hispanic or Latino.

## MEDIAN HOME VALUE

### Source data for Chart 18

|              | African American                 | White, Not Hispanic              |
|--------------|----------------------------------|----------------------------------|
|              | Delaware County,<br>Pennsylvania | Delaware County,<br>Pennsylvania |
| Median value | \$ 66,300                        | \$ 136,100                       |

Source: Data Set: Census 2000 Summary File 3 (SF 3) - Sample Data -- HCT42B. MEDIAN VALUE (DOLLARS) (BLACK OR AFRICAN AMERICAN ALONE HOUSEHOLDER) [1] - Universe: Specified owner-occupied housing units with a householder who is Black or African American alone; HCT42I. MEDIAN VALUE (DOLLARS) (WHITE ALONE, NOT HISPANIC OR LATINO HOUSEHOLDER) [1] - Universe: Specified owner-occupied housing units with a householder who is White alone, not Hispanic or Latino.