

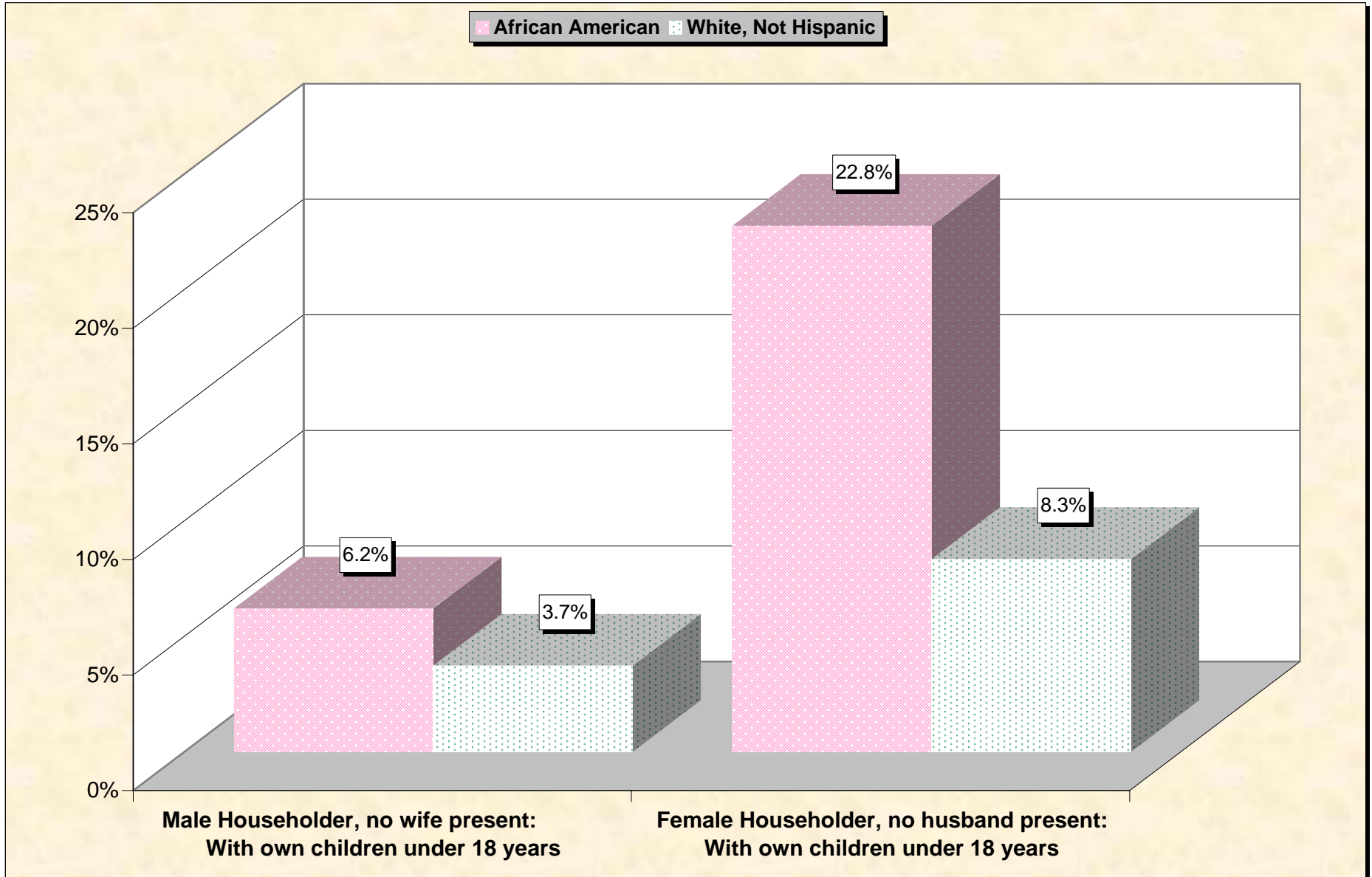
Selected Socio-Economic Data

Fort Payne city, Alabama

African American and White, Not Hispanic

Data Set: Census 2000 Summary File 3 (SF 3) - Sample Data

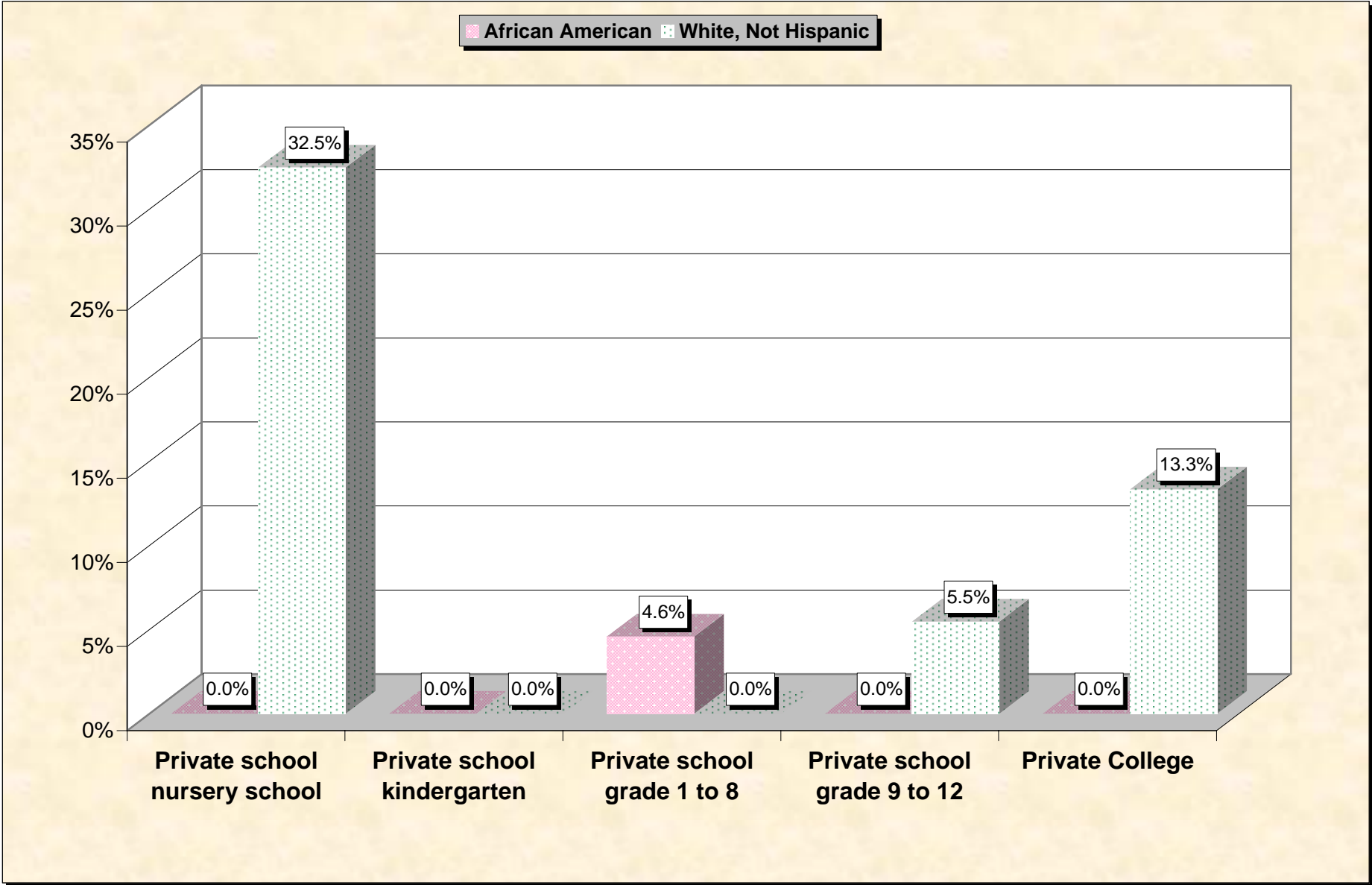
Chart 1 -- Single-Parent Family Households (Householder 15 to 64 years) Fort Payne city, Alabama



Source: Data Set: Census 2000 Summary File 3 (SF 3) - Sample Data - P146B. HOUSEHOLDS BY AGE OF HOUSEHOLDER BY HOUSEHOLD TYPE (INCLUDING LIVING ALONE) BY PRESENCE OF OWN CHILDREN UNDER 18 YEARS (BLACK OR AFRICAN AMERICAN ALONE HOUSEHOLDER) [31] - Universe: Households with a householder who is Black or African American alone; P146I. HOUSEHOLDS BY AGE OF HOUSEHOLDER BY HOUSEHOLD TYPE (INCLUDING LIVING ALONE) BY PRESENCE OF OWN CHILDREN UNDER 18 YEARS (WHITE ALONE, NOT HISPANIC OR LATINO HOUSEHOLDER) [31] - Universe: Households with a householder who is White alone, not Hispanic or Latino.

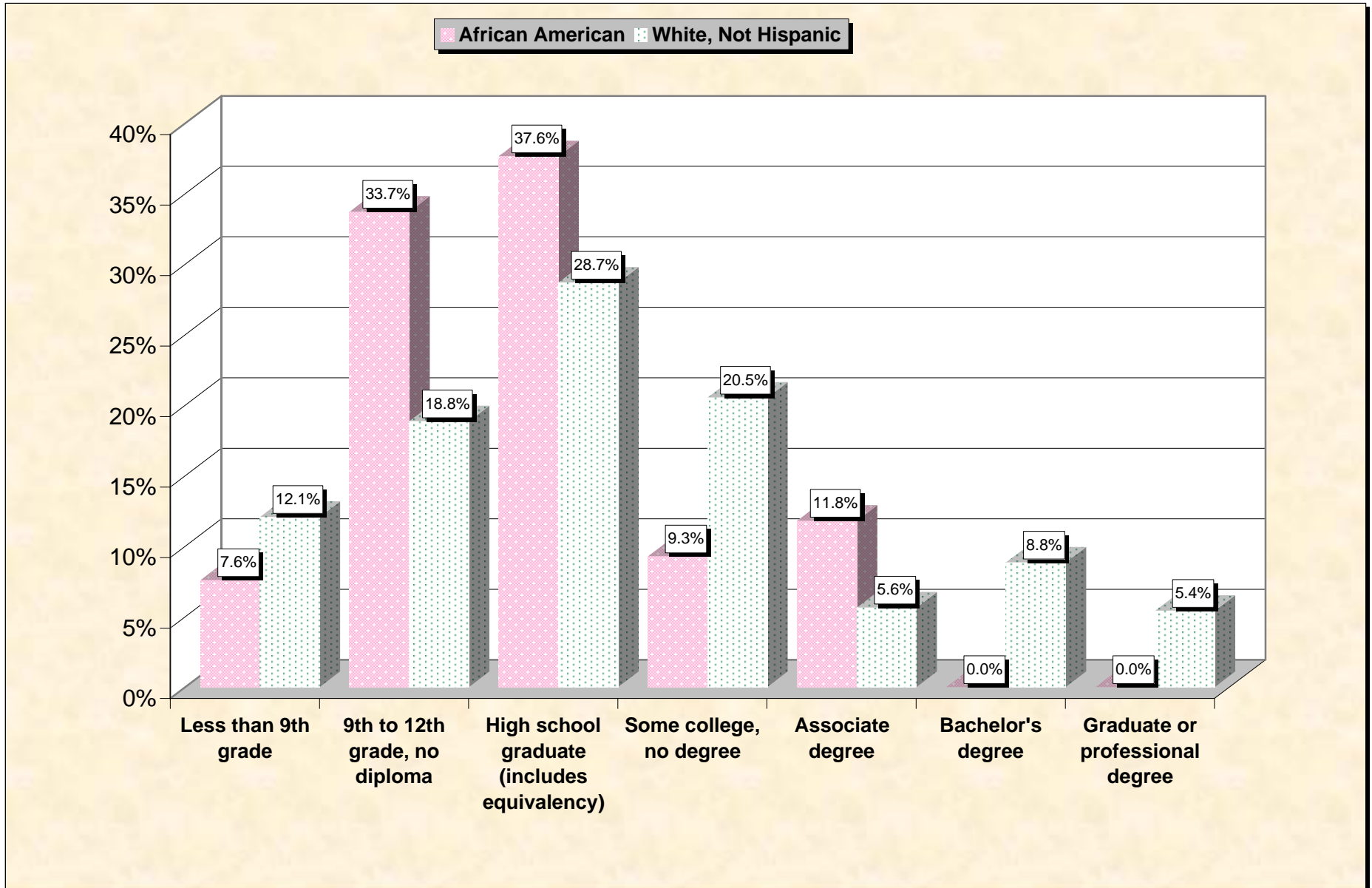
Chart 2 -- Private School Enrollment (3 years and over)

Fort Payne city, Alabama



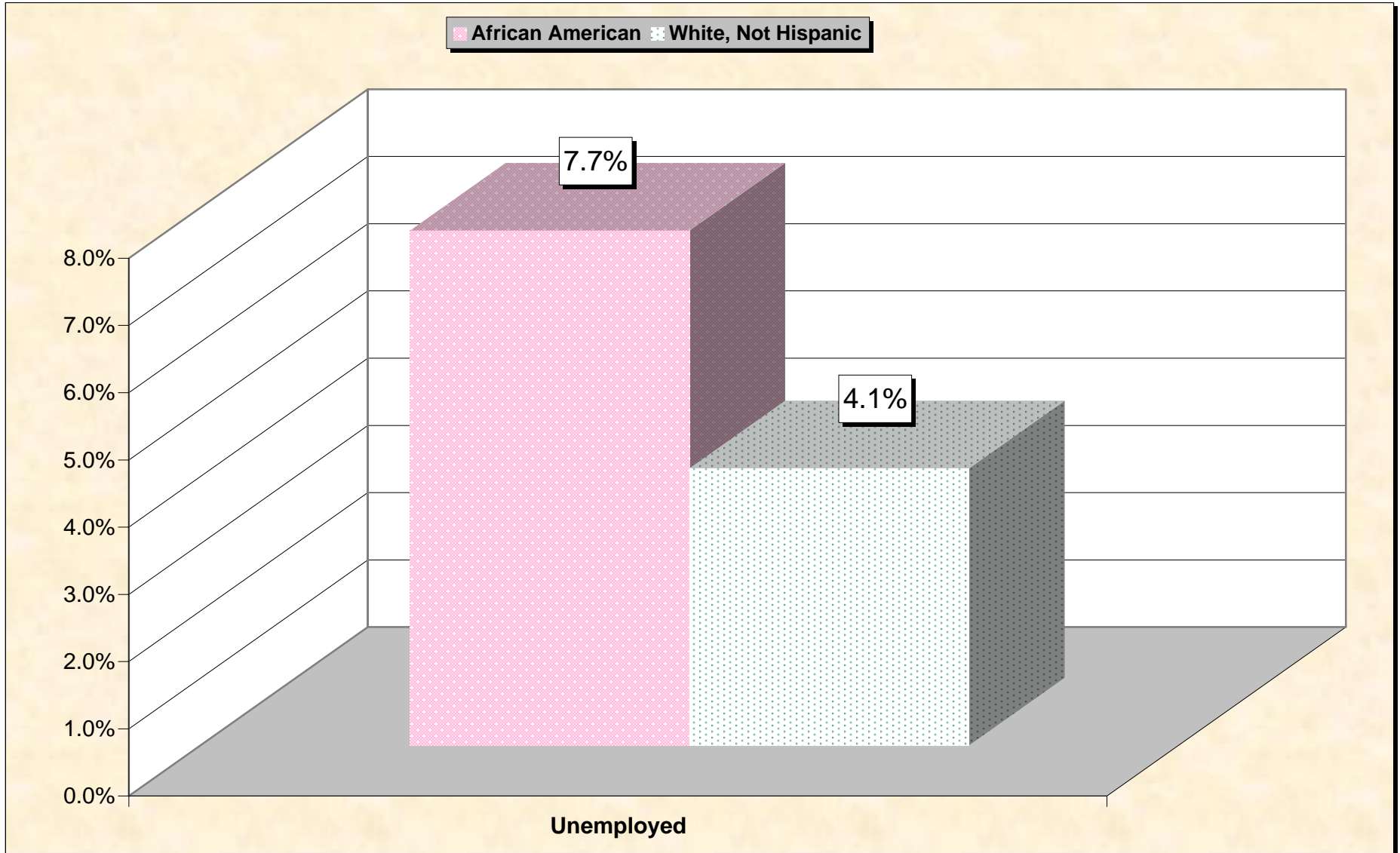
Source: Data Set: Census 2000 Summary File 3 (SF 3) - Sample Data -- P147B. SCHOOL ENROLLMENT BY LEVEL OF SCHOOL BY TYPE OF SCHOOL FOR THE POPULATION 3 YEARS AND OVER (BLACK OR AFRICAN AMERICAN ALONE) [17] - Universe: Black or African American alone 3 years and over; P147I. SCHOOL ENROLLMENT BY LEVEL OF SCHOOL BY TYPE OF SCHOOL FOR THE POPULATION 3 YEARS AND OVER (WHITE ALONE, NOT HISPANIC OR LATINO) [17] - Universe: White alone, not Hispanic or Latino population 3 years and over.

Chart 3 -- Educational Attainment (25 years and over) Fort Payne city, Alabama



Source: Data Set: Census 2000 Summary File 3 (SF 3) - Sample Data -- P148B. SEX BY EDUCATIONAL ATTAINMENT FOR THE POPULATION 25 YEARS AND OVER (BLACK OR AFRICAN AMERICAN ALONE) [17] - Universe: Black or African American alone 25 years and over; P148I. SEX BY EDUCATIONAL ATTAINMENT FOR THE POPULATION 25 YEARS AND OVER (WHITE ALONE, NOT HISPANIC OR LATINO) [17] - Universe: White alone, not Hispanic or Latino population 25 years and over.

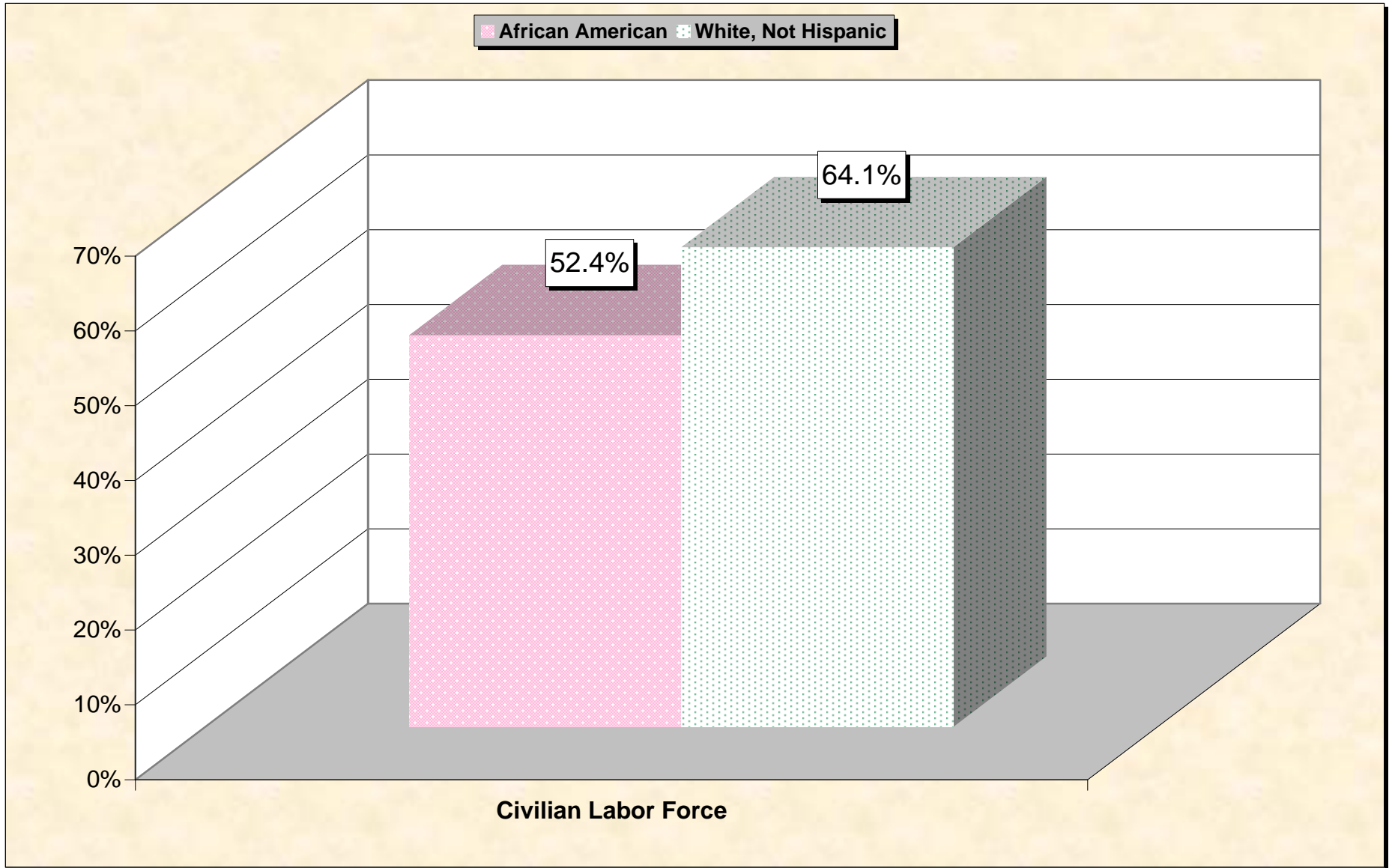
Chart 4 -- Unemployment Rate (Civilian Labor Force) Fort Payne city, Alabama



Note: Unemployment rate is defined as a percentage of the civilian labor force.

Source: Data Set: Census 2000 Summary File 3 (SF 3) - Sample Data -- P150B. SEX BY EMPLOYMENT STATUS FOR THE POPULATION 16 YEARS AND OVER (BLACK OR AFRICAN AMERICAN ALONE) [15] - Universe: Black or African American alone 16 years and over; P150I. SEX BY EMPLOYMENT STATUS FOR THE POPULATION 16 YEARS AND OVER (WHITE ALONE, NOT HISPANIC OR LATINO) [15] - Universe: White alone, not Hispanic or Latino population 16 years and over.

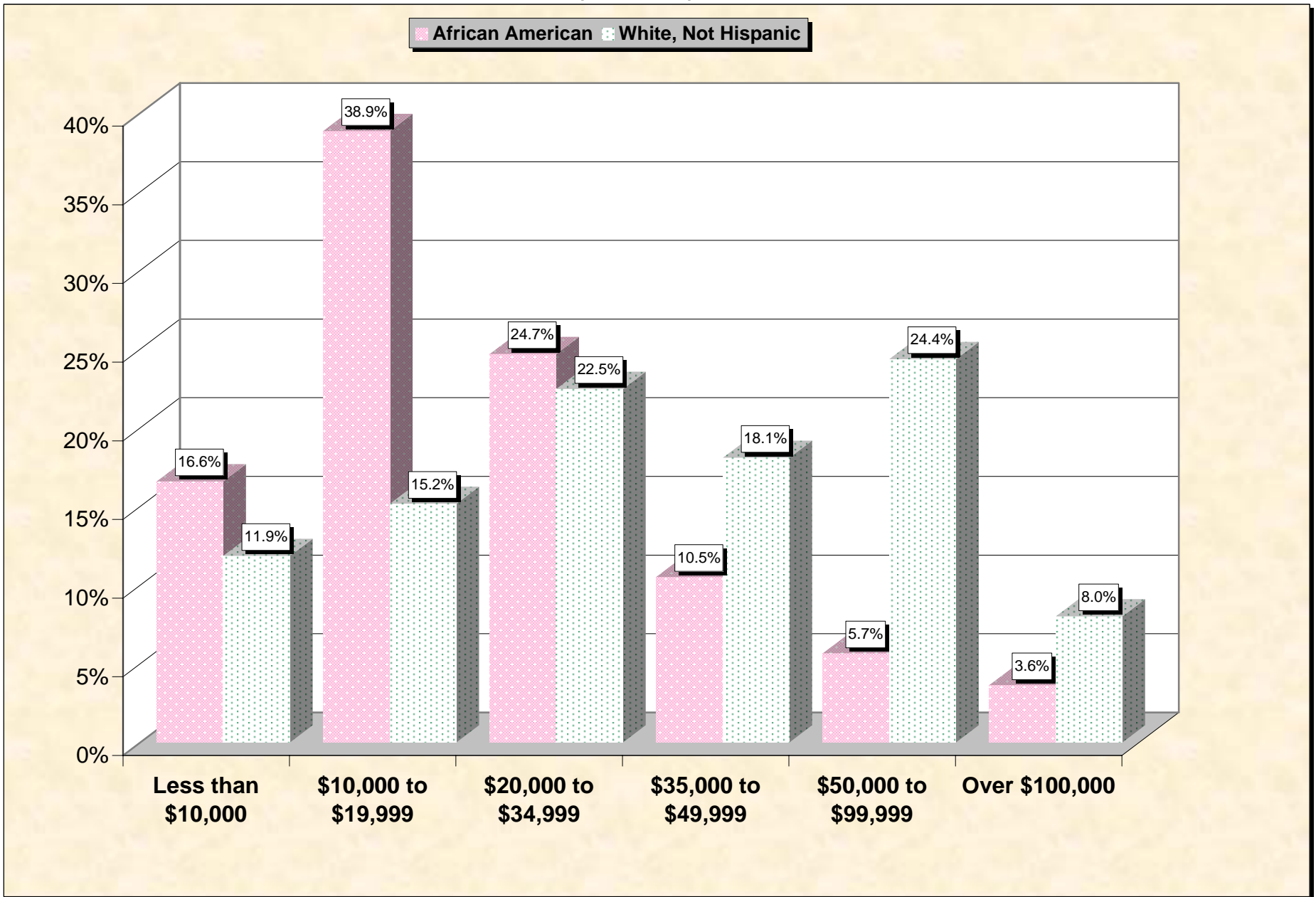
Chart 5 -- Labor Force Participation (Civilian Labor Force) Fort Payne city, Alabama



Note: Labor force participation rate is defined as a percentage of the civilian population over 16.

Source: Data Set: Census 2000 Summary File 3 (SF 3) - Sample Data -- P150B. SEX BY EMPLOYMENT STATUS FOR THE POPULATION 16 YEARS AND OVER (BLACK OR AFRICAN AMERICAN ALONE) [15] - Universe: Black or African American alone 16 years and over; P150I. SEX BY EMPLOYMENT STATUS FOR THE POPULATION 16 YEARS AND OVER (WHITE ALONE, NOT HISPANIC OR LATINO) [15] - Universe: White alone, not Hispanic or Latino population 16 years and over.

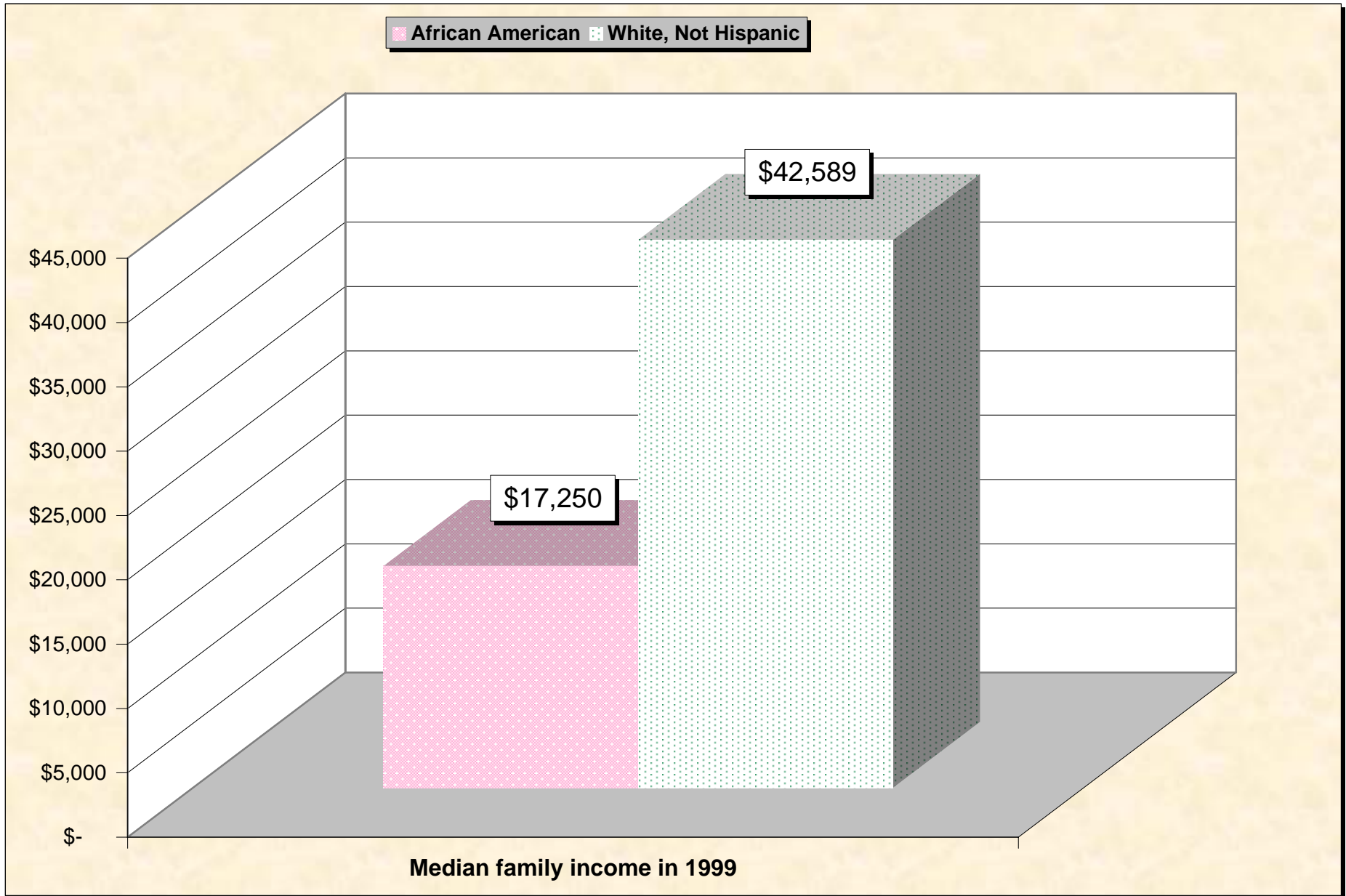
Chart 6 -- Household Income in 1999 Fort Payne city, Alabama



Source: Data Set: Census 2000 Summary File 3 (SF 3) - Sample Data -- P151B. HOUSEHOLD INCOME IN 1999 (BLACK OR AFRICAN AMERICAN ALONE HOUSEHOLDER) [17] - Universe: Households with a householder who is Black or African American alone; P151I. HOUSEHOLD INCOME IN 1999 (WHITE ALONE, NOT HISPANIC OR LATINO HOUSEHOLDER) [17] - Universe: Households with a householder who is White alone, not Hispanic or Latino.

Chart 7 -- Median Family Income In 1999

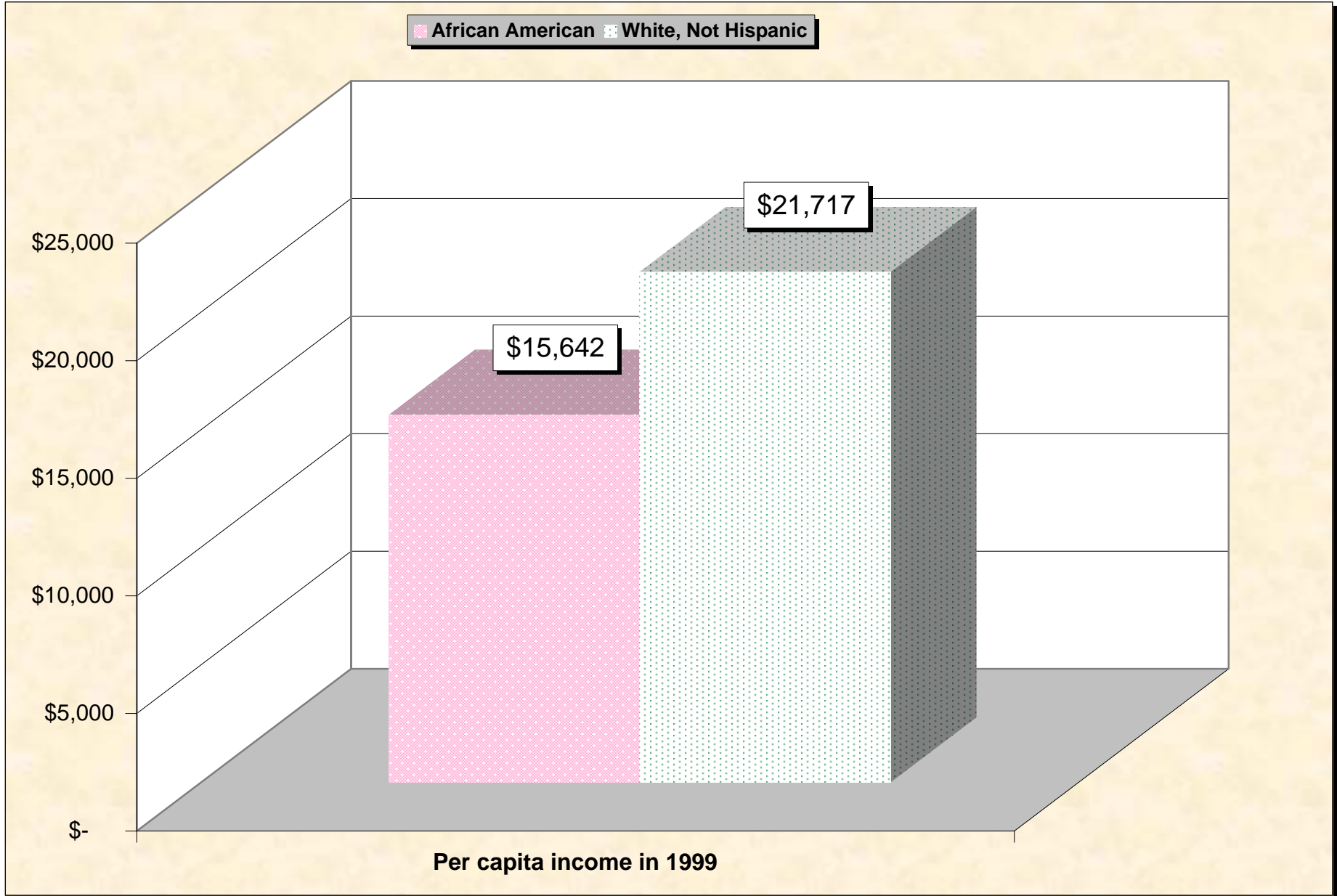
Fort Payne city, Alabama



Source: Data Set: Census 2000 Summary File 3 (SF 3) - Sample Data -- P155B. MEDIAN FAMILY INCOME IN 1999 (DOLLARS) (BLACK OR AFRICAN AMERICAN ALONE HOUSEHOLDER) [1] - Universe: Families with a householder who is Black or African American alone ; P155I. MEDIAN FAMILY INCOME IN 1999 (DOLLARS) (WHITE ALONE, NOT HISPANIC OR LATINO HOUSEHOLDER) [1] - Universe: Families with a householder who is White alone, not Hispanic or Latino.

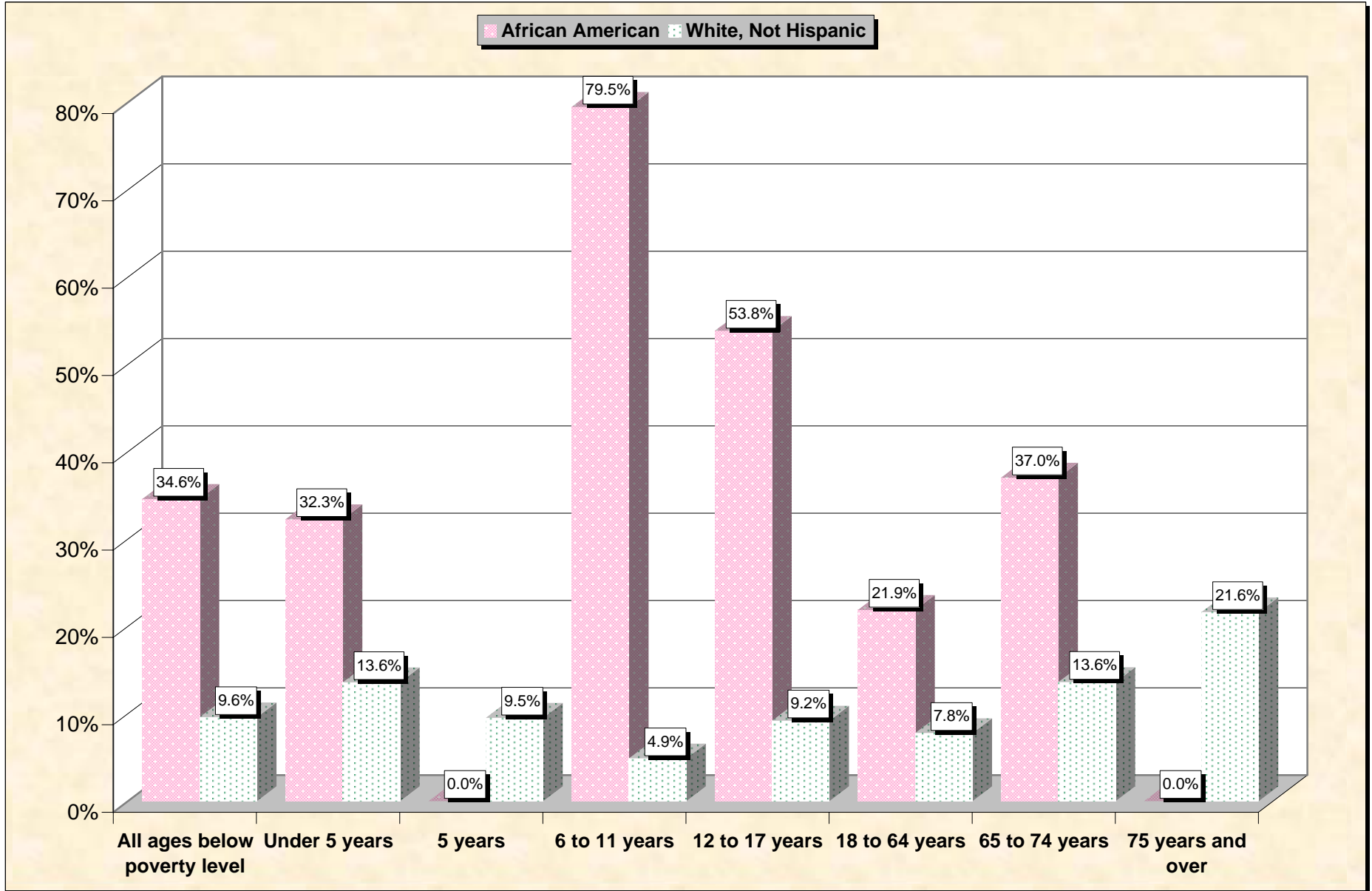
Chart 8 -- Per Capita Income In 1999

Fort Payne city, Alabama



Source: Data Set: Census 2000 Summary File 3 (SF 3) - Sample Data -- P157B. PER CAPITA INCOME IN 1999 (DOLLARS) (BLACK OR AFRICAN AMERICAN ALONE) [1] - Universe: Black or African American alone; P157I. PER CAPITA INCOME IN 1999 (DOLLARS) (WHITE ALONE, NOT HISPANIC OR LATINO) [1] - Universe: White alone, not Hispanic or Latino population.

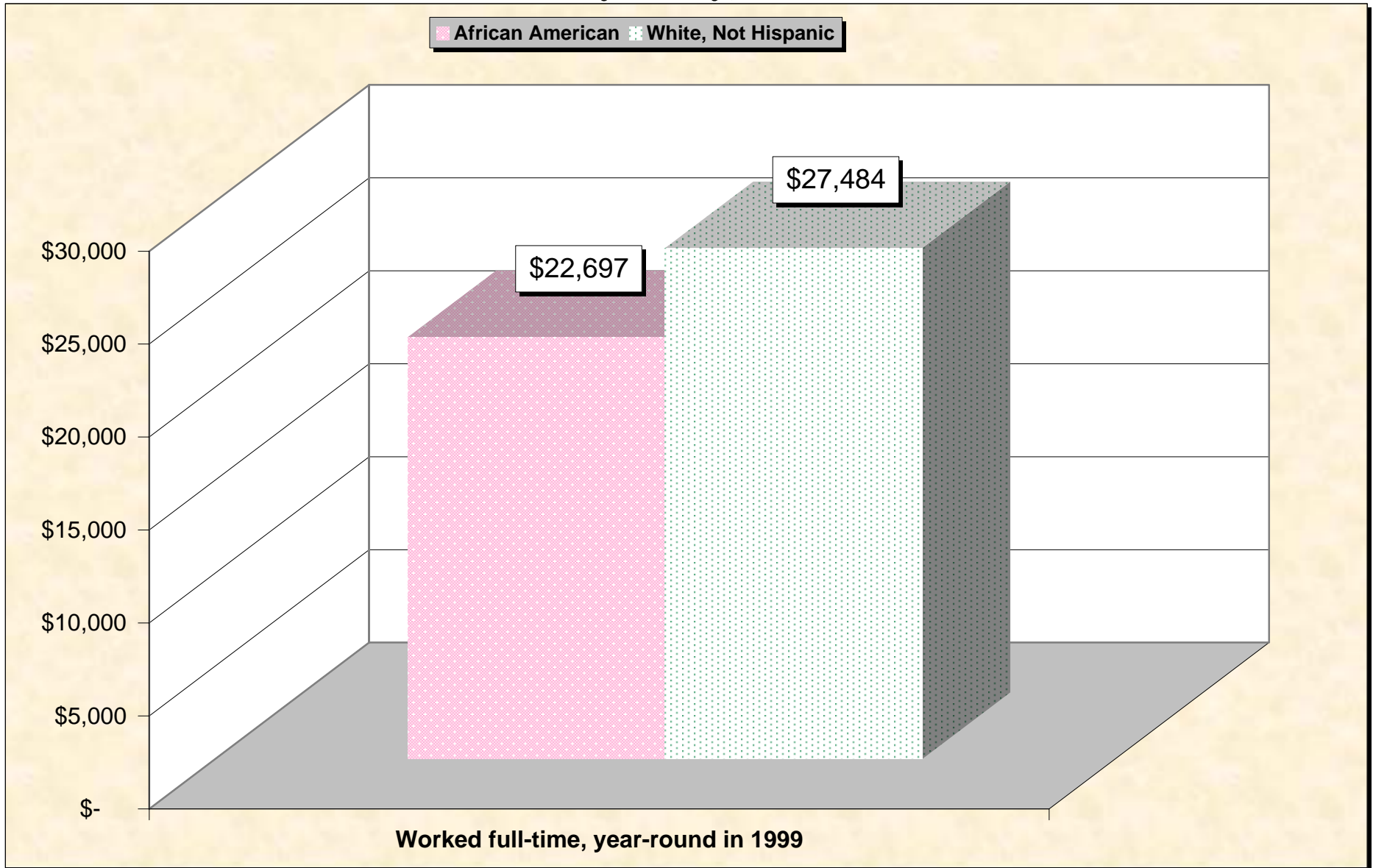
Chart 9 -- Income in 1999 Below Poverty Level by Age Fort Payne city, Alabama



Source: Data Set: Census 2000 Summary File 3 (SF 3) - Sample Data -- P159B. POVERTY STATUS IN 1999 BY AGE (BLACK OR AFRICAN AMERICAN ALONE) [17] - Universe: Black or African American alone for whom poverty status is determined; P159I. POVERTY STATUS IN 1999 BY AGE (WHITE ALONE, NOT HISPANIC OR LATINO) [17] - Universe: White alone, not Hispanic or Latino population for whom poverty status is determined.

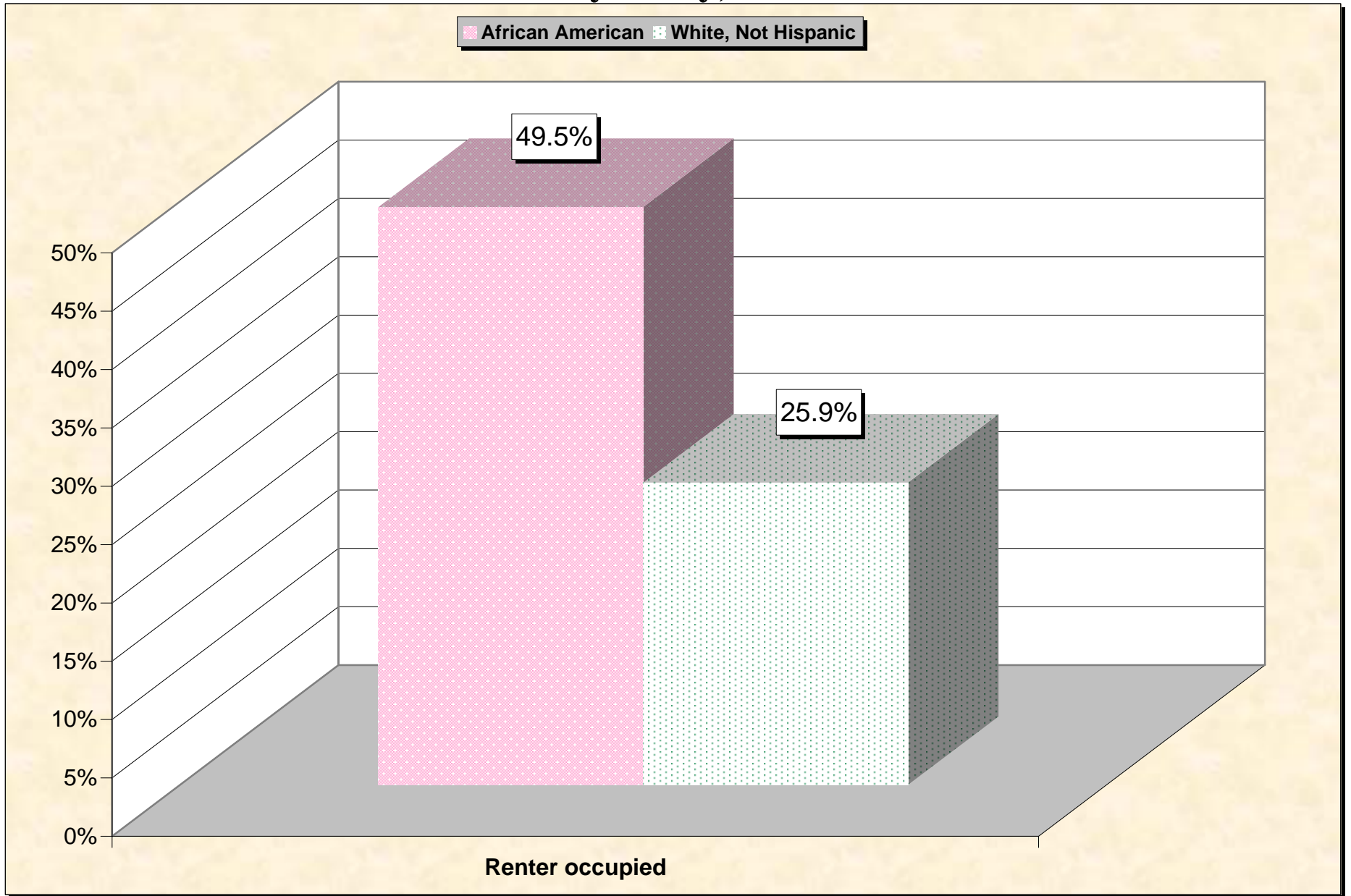
Chart 10 -- Median Earnings in 1999

Fort Payne city, Alabama



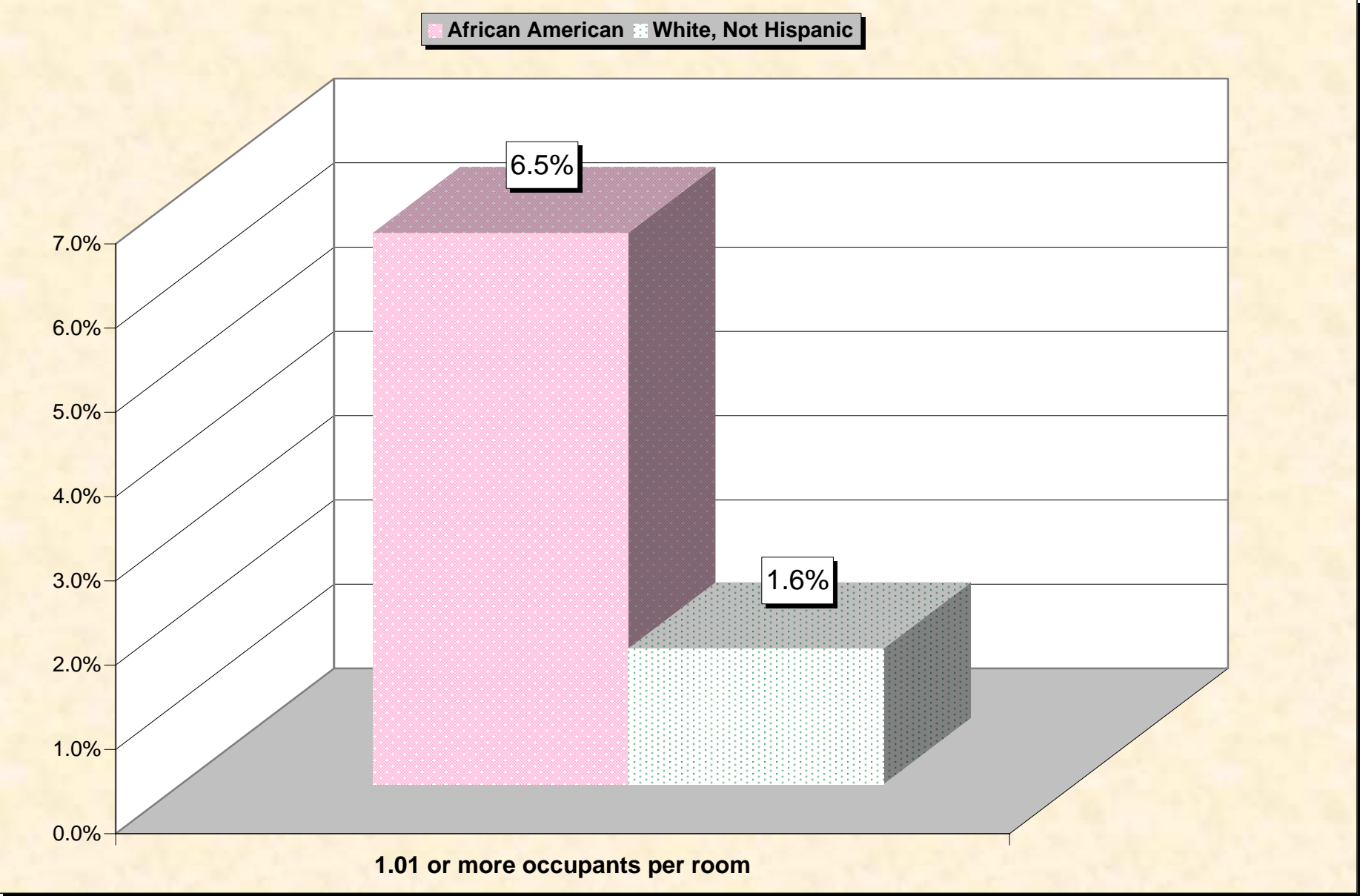
Source: Data Set: Census 2000 Summary File 3 (SF 3) - Sample Data -- PCT74B. MEDIAN EARNINGS IN 1999 (DOLLARS) BY WORK EXPERIENCE IN 1999 BY SEX FOR THE POPULATION 16 YEARS AND OVER WITH EARNINGS (BLACK OR AFRICAN AMERICAN ALONE) [6] - Universe: Black or African American alone 16 years and over with earnings in 1999; PCT74I. MEDIAN EARNINGS IN 1999 (DOLLARS) BY WORK EXPERIENCE IN 1999 BY SEX FOR THE POPULATION 16 YEARS AND OVER WITH EARNINGS (WHITE ALONE, NOT HISPANIC OR LATINO) [6] - Universe: White alone, not Hispanic or Latino population 16 years and over with earnings in 1999.

Chart 11 -- Renter-Occupied Housing Fort Payne city, Alabama



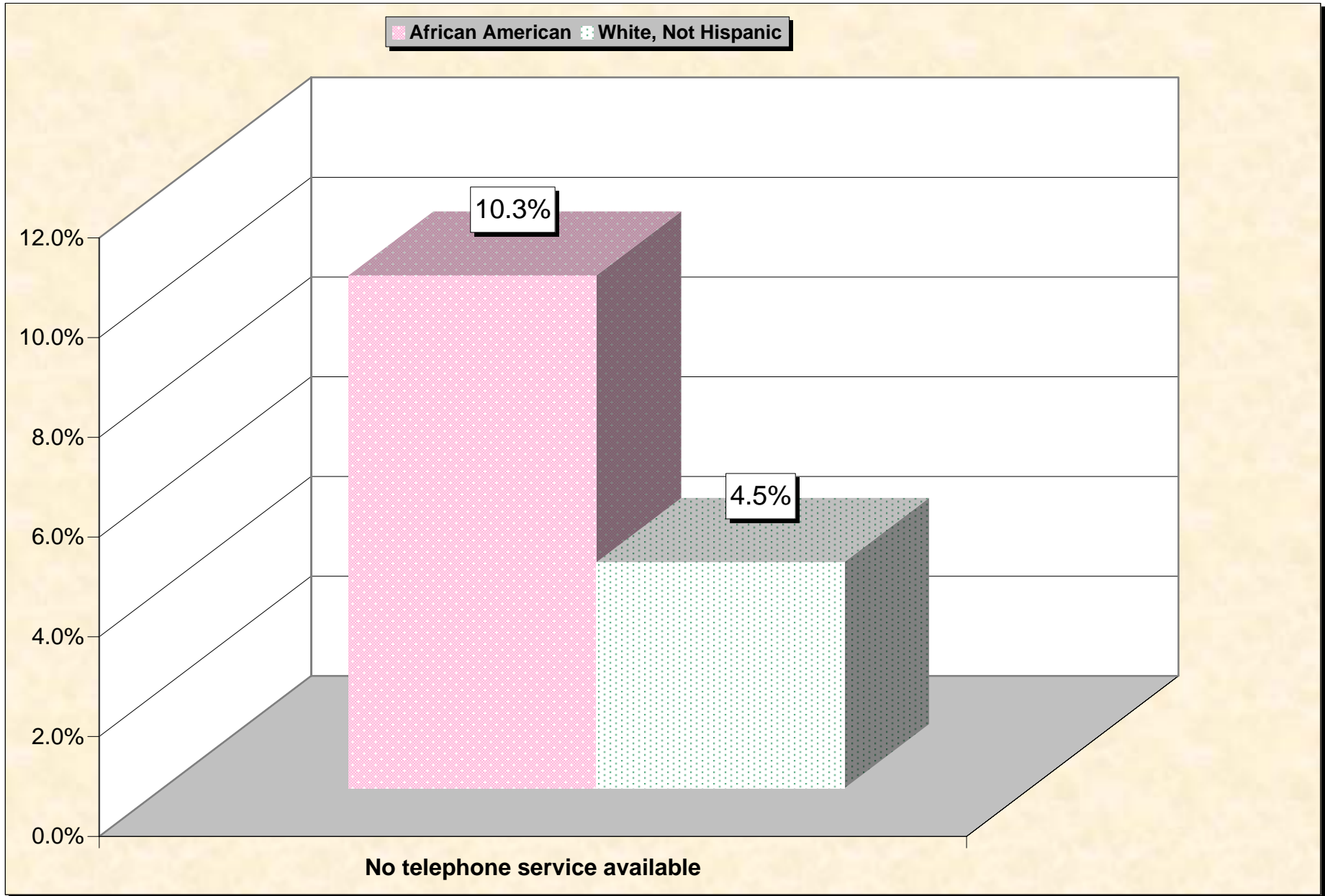
Source: Data Set: Census 2000 Summary File 3 (SF 3) - Sample Data -- H11. TENURE BY RACE OF HOUSEHOLDER [17] - Universe: Occupied housing units; H13. TENURE (WHITE ALONE, NOT HISPANIC OR LATINO HOUSEHOLDER) [3] - Universe: Occupied housing units with a householder who is White alone, not Hispanic or Latino.

Chart 12 -- Occupants Per Room (Crowding) by Household Fort Payne city, Alabama



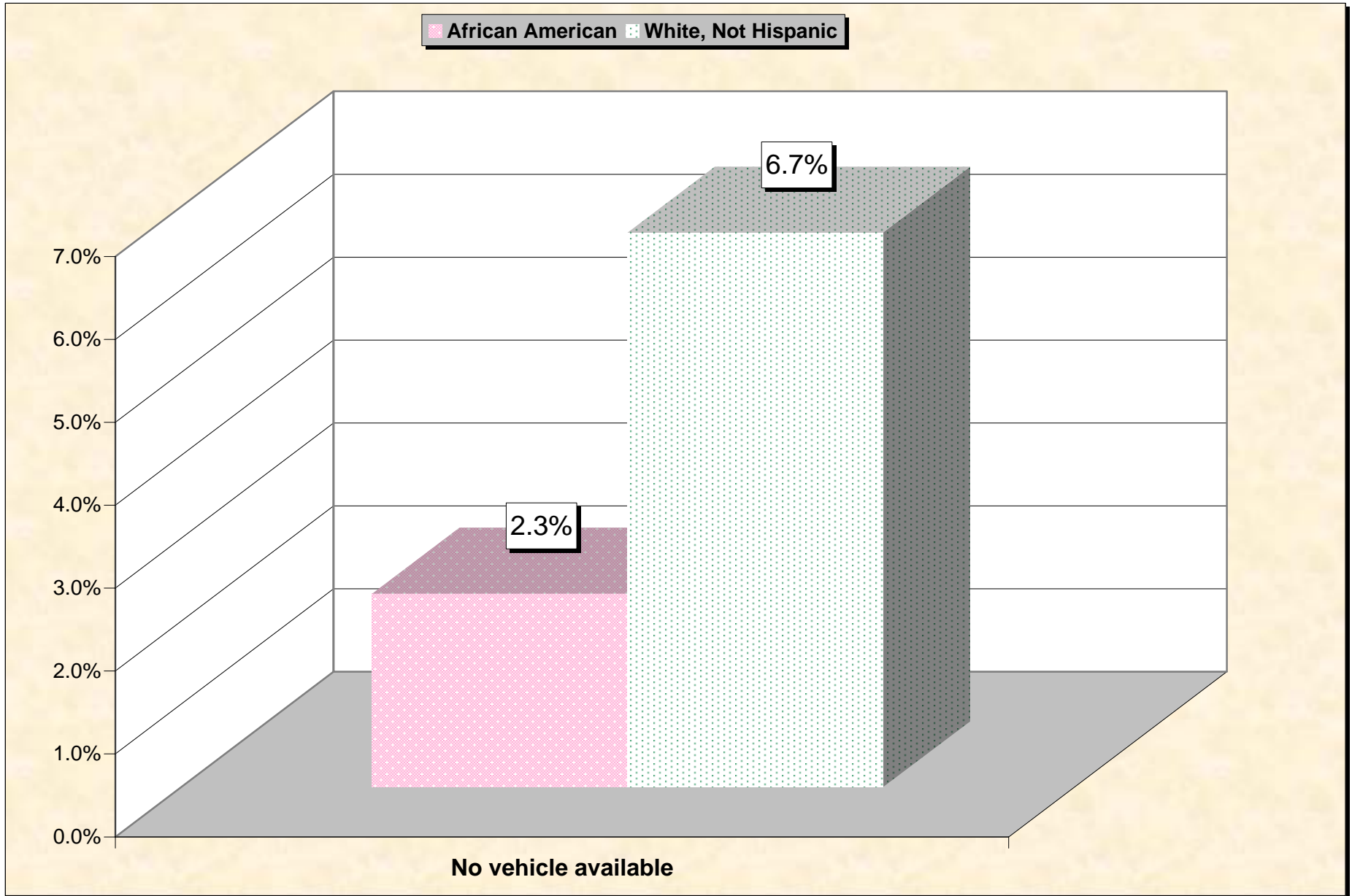
Source: Data Set: Census 2000 Summary File 3 (SF 3) - Sample Data -- HCT29B. OCCUPANTS PER ROOM (BLACK OR AFRICAN AMERICAN ALONE HOUSEHOLDER) [3] - Universe: Occupied housing units with a householder who is Black or African American alone; HCT29I. OCCUPANTS PER ROOM (WHITE ALONE, NOT HISPANIC OR LATINO HOUSEHOLDER) [3] - Universe: Occupied housing units with a householder who is White alone, not Hispanic or Latino.

Chart 13 -- Lack of Telephone Service by Household Fort Payne city, Alabama



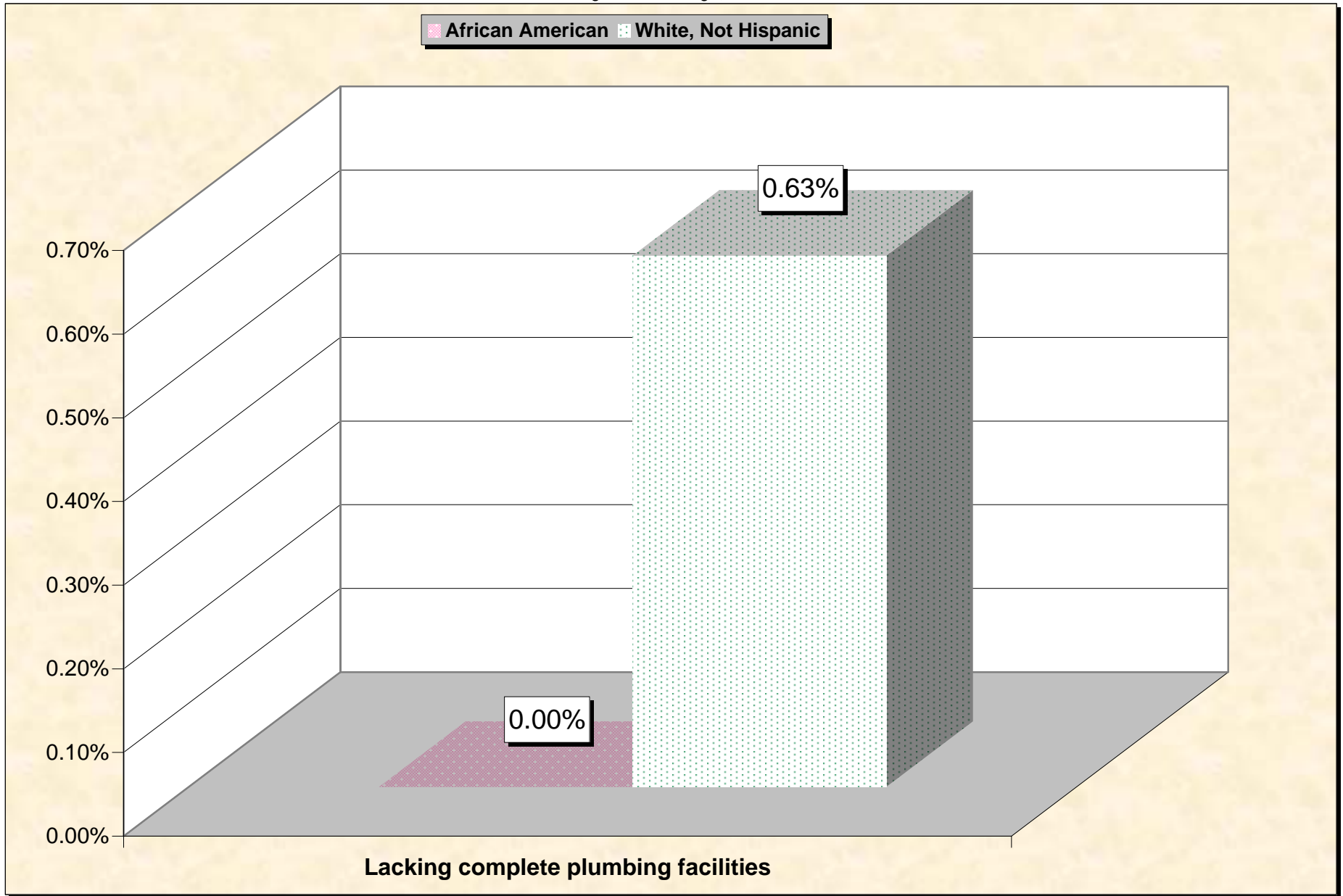
Source: Data Set: Census 2000 Summary File 3 (SF 3) - Sample Data -- HCT32B. TELEPHONE SERVICE AVAILABLE (BLACK OR AFRICAN AMERICAN ALONE HOUSEHOLDER) [3] - Universe: Occupied housing units with a householder who is Black or African American alone; HCT32I. TELEPHONE SERVICE AVAILABLE (WHITE ALONE, NOT HISPANIC OR LATINO HOUSEHOLDER) [3] - Universe: Occupied housing units with a householder who is White alone, not Hispanic or Latino.

Chart 14 -- Lack of Vehicle By Household Fort Payne city, Alabama



Source: Data Set: Census 2000 Summary File 3 (SF 3) - Sample Data -- HCT33B. VEHICLES AVAILABLE (BLACK OR AFRICAN AMERICAN ALONE HOUSEHOLDER) [3] - Universe: Occupied housing units with a householder who is Black or African American alone;; HCT33I. VEHICLES AVAILABLE (WHITE ALONE, NOT HISPANIC OR LATINO HOUSEHOLDER) [3] - Universe: Occupied housing units with a householder who is White alone, not Hispanic or Latino.

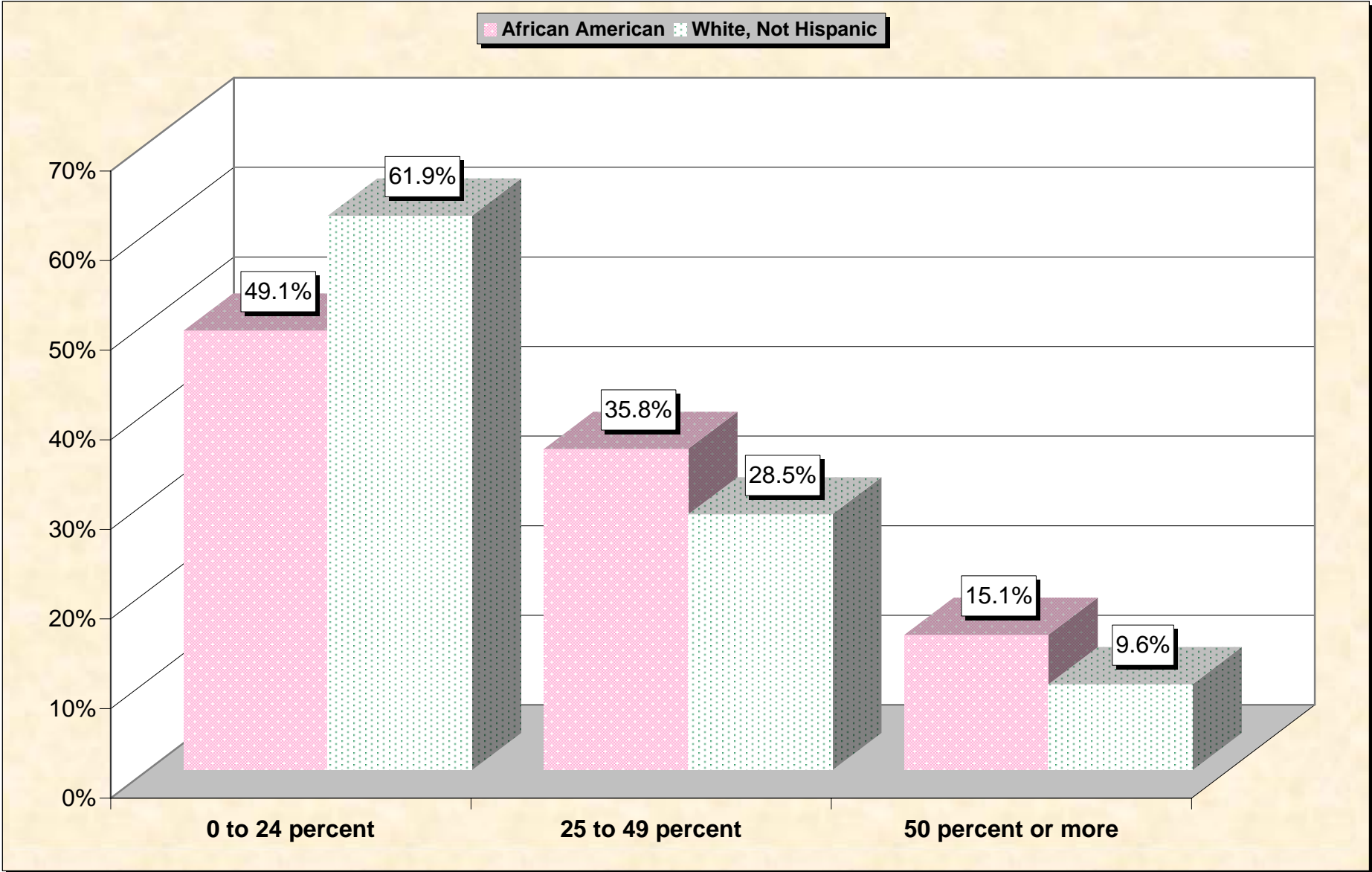
Chart 15 -- Lack of Plumbing By Household Fort Payne city, Alabama



Source: Data Set: Census 2000 Summary File 3 (SF 3) - Sample Data -- HCT34B. PLUMBING FACILITIES (BLACK OR AFRICAN AMERICAN ALONE HOUSEHOLDER) [3] - Universe: Occupied housing units with a householder who is Black or African American alone; HCT34I. PLUMBING FACILITIES (WHITE ALONE, NOT HISPANIC OR LATINO HOUSEHOLDER) [3] - Universe: Occupied housing units with a householder who is White alone, not Hispanic or Latino.

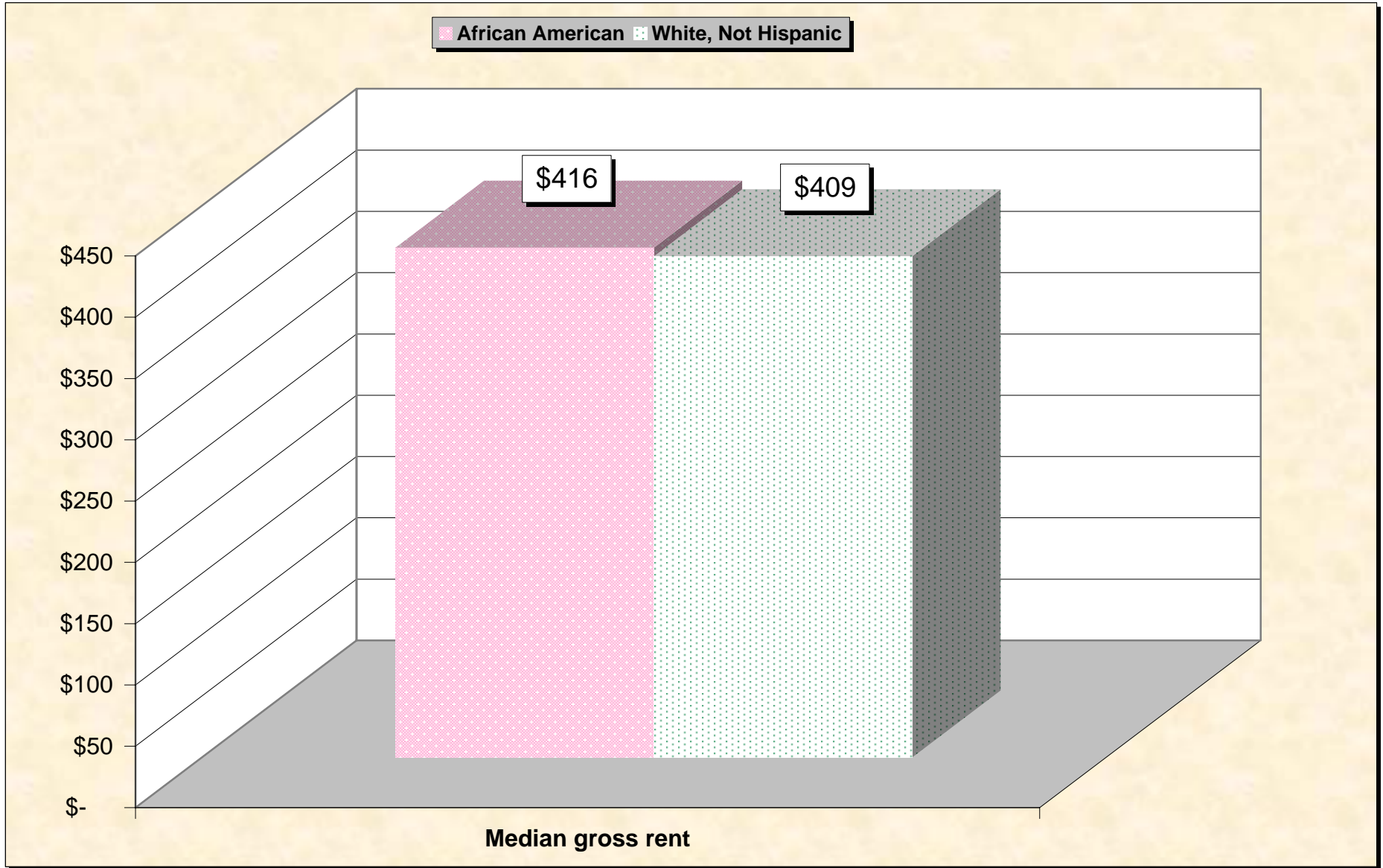
Chart 16 -- Gross Rent as a Percentage of Household Income in 1999

Fort Payne city, Alabama



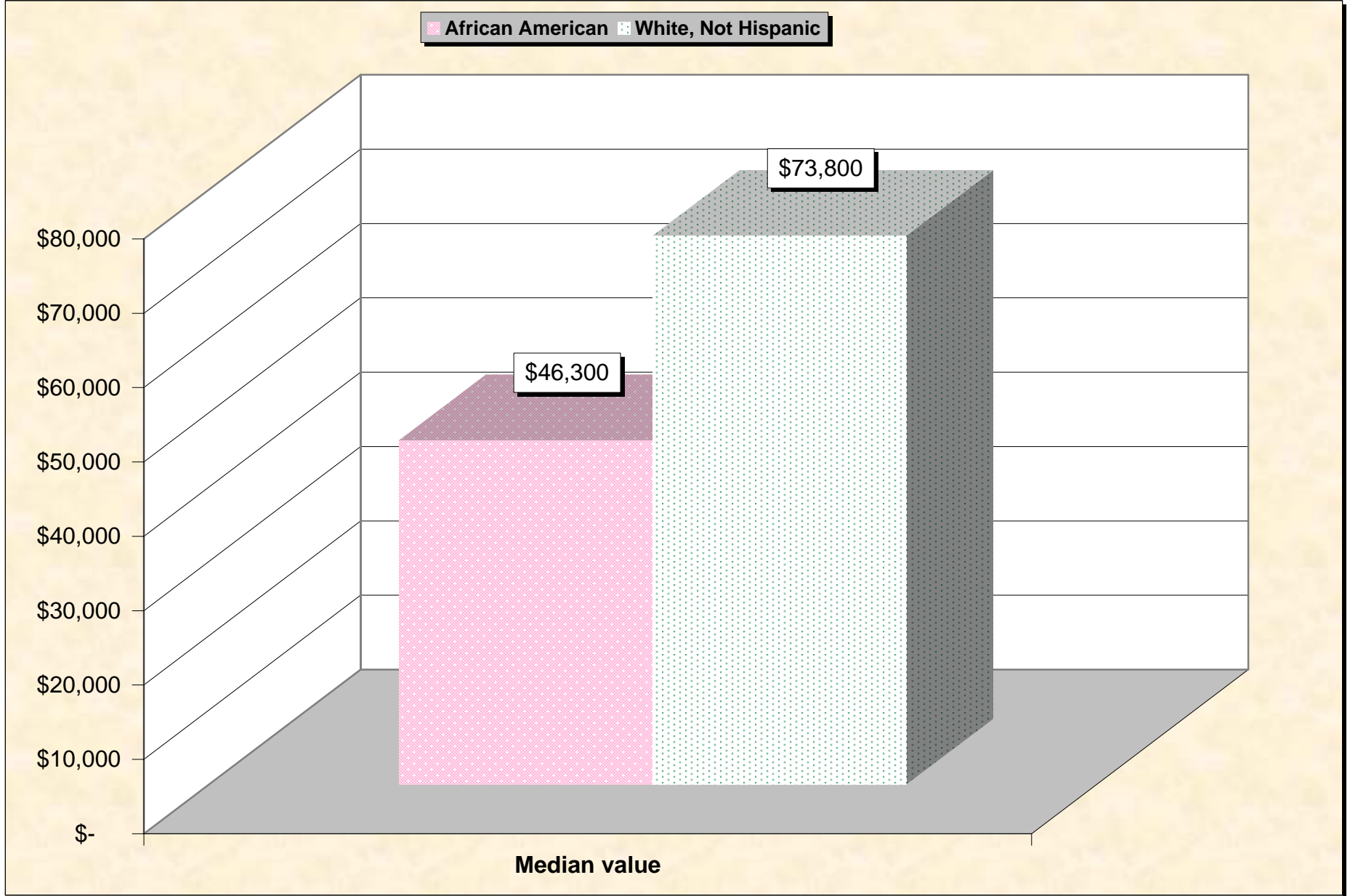
Source: Data Set: Census 2000 Summary File 3 (SF 3) - Sample Data -- HCT39B. GROSS RENT AS A PERCENTAGE OF HOUSEHOLD INCOME IN 1999 (BLACK OR AFRICAN AMERICAN ALONE HOUSEHOLDER) [11] - Universe: Specified renter-occupied housing units with a householder who is Black or African American alone; HCT39I. GROSS RENT AS A PERCENTAGE OF HOUSEHOLD INCOME IN 1999 (WHITE ALONE, NOT HISPANIC OR LATINO HOUSEHOLDER) [11] - Universe: Specified renter-occupied housing units with a householder who is White alone, not Hispanic or Latino.

Chart 17 -- Median Gross Rent By Household Fort Payne city, Alabama



Source: Data Set: Census 2000 Summary File 3 (SF 3) - Sample Data -- HCT37B. MEDIAN GROSS RENT (DOLLARS) (BLACK OR AFRICAN AMERICAN ALONE HOUSEHOLDER) [1] - Universe: Specified renter-occupied housing units paying cash rent with a householder who is Black or African American alone; HCT37I. MEDIAN GROSS RENT (DOLLARS) (WHITE ALONE, NOT HISPANIC OR LATINO HOUSEHOLDER) [1] - Universe: Specified renter-occupied housing units paying cash rent with a householder who is White alone, not Hispanic or Latino.

Chart 18 -- Median Home Value By Household Fort Payne city, Alabama



Source: Data Set: Census 2000 Summary File 3 (SF 3) - Sample Data -- HCT42B. MEDIAN VALUE (DOLLARS) (BLACK OR AFRICAN AMERICAN ALONE HOUSEHOLDER) [1] - Universe: Specified owner-occupied housing units with a householder who is Black or African American alone; HCT42I. MEDIAN VALUE (DOLLARS) (WHITE ALONE, NOT HISPANIC OR LATINO HOUSEHOLDER) [1] - Universe: Specified owner-occupied housing units with a householder who is White alone, not Hispanic or Latino.

HOUSEHOLDS BY AGE OF HOUSEHOLDER BY HOUSEHOLD TYPE (INCLUDING LIVING ALONE) BY PRESENCE OF OWN CHILDREN UNDER 18 YEARS

Source data for Chart 1

	African American	White, Not Hispanic
	Fort Payne city, Alabama	Fort Payne city, Alabama
Total:	247	4,316
Householder 15 to 64 years:	197	3,174
Family households:	145	2,384
Married-couple family:	86	1,945
With own children under 18 years	66	984
No own children under 18 years	20	961
Other family:	59	439
Male householder, no wife present:	9	118
With own children under 18 years	9	89
No own children under 18 years	0	29
Female householder, no husband present:	50	321
With own children under 18 years	33	199
No own children under 18 years	17	122
Nonfamily households:	52	790
Householder living alone	52	662
Householder not living alone	0	128
Householder 65 years and over:	50	1,142
Family households:	32	647
Married-couple family:	11	465
With own children under 18 years	0	0
No own children under 18 years	11	465
Other family:	21	182
Male householder, no wife present:	7	19
With own children under 18 years	0	0
No own children under 18 years	7	19
Female householder, no husband present:	14	163
With own children under 18 years	0	0
No own children under 18 years	14	163
Nonfamily households:	18	495
Householder living alone	9	491
Householder not living alone	9	4

Source: Data Set: Census 2000 Summary File 3 (SF 3) - Sample Data - P146B. HOUSEHOLDS BY AGE OF HOUSEHOLDER BY HOUSEHOLD TYPE (INCLUDING LIVING ALONE) BY PRESENCE OF OWN CHILDREN UNDER 18 YEARS (BLACK OR AFRICAN AMERICAN ALONE HOUSEHOLDER) [31] - Universe: Households with a householder who is Black or African American alone; P146I. HOUSEHOLDS BY AGE OF HOUSEHOLDER BY HOUSEHOLD TYPE (INCLUDING LIVING ALONE) BY PRESENCE OF OWN CHILDREN UNDER 18 YEARS (WHITE ALONE, NOT HISPANIC OR LATINO HOUSEHOLDER) [31] - Universe: Households with a householder who is White alone, not Hispanic or Latino.

SCHOOL ENROLLMENT BY LEVEL OF SCHOOL BY TYPE OF SCHOOL FOR THE POPULATION 3 YEARS AND OVER

Source data for Chart 2

	African American	White, Not Hispanic
	Fort Payne city, Alabama	Fort Payne city, Alabama
Total:	565	10,258
Enrolled in nursery school, preschool:		
Public school	7	157
Private school	7	106
Enrolled in kindergarten:		
Public school	0	51
Private school	0	193
Enrolled in grade 1 to grade 8:		
Public school	0	193
Private school	0	0
Enrolled in grade 9 to grade 12:		
Public school	109	884
Private school	104	884
Enrolled in college:		
Public school	5	0
Private school	43	530
Not enrolled in school	43	501
	0	29
	0	360
	0	312
	0	48
	406	8,134

Source: Data Set: Census 2000 Summary File 3 (SF 3) - Sample Data - P146B. HOUSEHOLDS BY AGE OF HOUSEHOLDER BY HOUSEHOLD TYPE (INCLUDING LIVING ALONE) BY PRESENCE OF OWN CHILDREN UNDER 18 YEARS (BLACK OR AFRICAN AMERICAN ALONE HOUSEHOLDER) [31] - Universe: Households with a householder who is Black or African American alone; P146I. HOUSEHOLDS BY AGE OF HOUSEHOLDER BY HOUSEHOLD TYPE (INCLUDING LIVING ALONE) BY PRESENCE OF OWN CHILDREN UNDER 18 YEARS (WHITE ALONE, NOT HISPANIC OR LATINO HOUSEHOLDER) [31] - Universe: Households with a householder who is White alone, not Hispanic or Latino.

SEX BY EDUCATIONAL ATTAINMENT FOR THE POPULATION 25 YEARS AND OVER

Source data for Chart 3

	African American	White, Not Hispanic
	Fort Payne city, Alabama	Fort Payne city, Alabama
Total:	356	7,503
Male:	157	3,363
Less than 9th grade	27	317
9th to 12th grade, no diploma	49	604
High school graduate (includes equivalency)	63	928
Some college, no degree	12	792
Associate degree	6	181
Bachelor's degree	0	347
Graduate or professional degree	0	194
Female:	199	4,140
Less than 9th grade	0	588
9th to 12th grade, no diploma	71	810
High school graduate (includes equivalency)	71	1,224
Some college, no degree	21	748
Associate degree	36	242
Bachelor's degree	0	316
Graduate or professional degree	0	212

Source: Data Set: Census 2000 Summary File 3 (SF 3) - Sample Data -- P148B. SEX BY EDUCATIONAL ATTAINMENT FOR THE POPULATION 25 YEARS AND OVER (BLACK OR AFRICAN AMERICAN ALONE) [17] - Universe: Black or African American alone 25 years and over; P148I. SEX BY EDUCATIONAL ATTAINMENT FOR THE POPULATION 25 YEARS AND OVER (WHITE ALONE, NOT HISPANIC OR LATINO) [17] - Universe: White alone, not Hispanic or Latino population 25 years and over.

SEX BY EMPLOYMENT STATUS FOR THE POPULATION 16 YEARS AND OVER

Source data for Charts 4 and 5

	African American	White, Not Hispanic
	Fort Payne city, Alabama	Fort Payne city, Alabama
Total:	424	8,661
Male:	175	3,906
In labor force:	96	2,863
In Armed Forces	0	0
Civilian:	96	2,863
Employed	91	2,757
Unemployed	5	106
Not in labor force	79	1,043
Female:	249	4,755
In labor force:	126	2,692
In Armed Forces	0	0
Civilian:	126	2,692
Employed	114	2,569
Unemployed	12	123
Not in labor force	123	2,063

Source: Data Set: Census 2000 Summary File 3 (SF 3) - Sample Data -- P150B. SEX BY EMPLOYMENT STATUS FOR THE POPULATION 16 YEARS AND OVER (BLACK OR AFRICAN AMERICAN ALONE) [15] - Universe: Black or African American alone 16 years and over; P150I. SEX BY EMPLOYMENT STATUS FOR THE POPULATION 16 YEARS AND OVER (WHITE ALONE, NOT HISPANIC OR LATINO) [15] - Universe: White alone, not Hispanic or Latino population 16 years and over.

HOUSEHOLD INCOME IN 1999

Source data for Chart 6

	African American	White, Not Hispanic
	Fort Payne city, Alabama	Fort Payne city, Alabama
Total:	247	4,316
Less than \$10,000	41	512
\$10,000 to \$14,999	61	344
\$15,000 to \$19,999	35	311
\$20,000 to \$24,999	19	357
\$25,000 to \$29,999	16	361
\$30,000 to \$34,999	26	252
\$35,000 to \$39,999	0	276
\$40,000 to \$44,999	5	293
\$45,000 to \$49,999	21	212
\$50,000 to \$59,999	8	344
\$60,000 to \$74,999	6	406
\$75,000 to \$99,999	0	302
\$100,000 to \$124,999	4	146
\$125,000 to \$149,999	0	45
\$150,000 to \$199,999	0	42
\$200,000 or more	5	113

Source: Data Set: Census 2000 Summary File 3 (SF 3) - Sample Data -- P151B. HOUSEHOLD INCOME IN 1999 (BLACK OR AFRICAN AMERICAN ALONE HOUSEHOLDER) [17] - Universe: Households with a householder who is Black or African American alone; P151I. HOUSEHOLD INCOME IN 1999 (WHITE ALONE, NOT HISPANIC OR LATINO HOUSEHOLDER) [17] - Universe: Households with a householder who is White alone, not Hispanic or Latino.

MEDIAN FAMILY INCOME IN 1999

Source data for Chart 7

	African American	White, Not Hispanic
	Fort Payne city, Alabama	Fort Payne city, Alabama
Median family income in 1999	\$ 17,250	\$ 42,589

Source: Data Set: Census 2000 Summary File 3 (SF 3) - Sample Data -- P155B. MEDIAN FAMILY INCOME IN 1999 (DOLLARS) (BLACK OR AFRICAN AMERICAN ALONE HOUSEHOLDER) [1] - Universe: Families with a householder who is Black or African American alone ; P155I. MEDIAN FAMILY INCOME IN 1999 (DOLLARS) (WHITE ALONE, NOT HISPANIC OR LATINO HOUSEHOLDER) [1] - Universe: Families with a householder who is White alone, not Hispanic or Latino.

PER CAPITA INCOME IN 1999

Source data for Chart 8

	African American	White, Not Hispanic
	Fort Payne city, Alabama	Fort Payne city, Alabama
Per capita income in 1999	\$ 15,642	\$ 21,717

Source: Data Set: Census 2000 Summary File 3 (SF 3) - Sample Data -- P157B. PER CAPITA INCOME IN 1999 (DOLLARS) (BLACK OR AFRICAN AMERICAN ALONE) [1] - Universe: Black or African American alone; P157I. PER CAPITA INCOME IN 1999 (DOLLARS) (WHITE ALONE, NOT HISPANIC OR LATINO) [1] - Universe: White alone, not Hispanic or Latino population.

POVERTY STATUS IN 1999 BY AGE

Source data for Chart 9

	African American	White, Not Hispanic
	Fort Payne city, Alabama	Fort Payne city, Alabama
Total:	584	10,342
Income in 1999 below poverty level:	202	993
Under 5 years	20	84
5 years	0	16
6 to 11 years	62	33
12 to 17 years	28	67
18 to 64 years	72	505
65 to 74 years	20	121
75 years and over	0	167
Income in 1999 at or above poverty level:	382	9,349
Under 5 years	42	534
5 years	0	152
6 to 11 years	16	642
12 to 17 years	24	661
18 to 64 years	257	5,988
65 to 74 years	34	767
75 years and over	9	605

Source: Data Set: Census 2000 Summary File 3 (SF 3) - Sample Data -- P159B. POVERTY STATUS IN 1999 BY AGE (BLACK OR AFRICAN AMERICAN ALONE) [17] - Universe: Black or African American alone for whom poverty status is determined;P159I. POVERTY STATUS IN 1999 BY AGE (WHITE ALONE, NOT HISPANIC OR LATINO) [17] - Universe: White alone, not Hispanic or Latino population for whom poverty status is determined.

MEDIAN EARNINGS IN 1999

Source data for Chart 10

	African American	White, Not Hispanic
	Fort Payne city, Alabama	Fort Payne city, Alabama
Median earnings in 1999 --		
Worked full-time, year-round in 1999 --		
Total	\$ 22,697	\$ 27,484
Male	\$ 21,875	\$ 31,417
Female	\$ 23,235	\$ 20,564
Other --		
Total	\$ 6,016	\$ 8,841
Male	\$ 7,750	\$ 9,706
Female	\$ 5,000	\$ 8,345

Source: Data Set: Census 2000 Summary File 3 (SF 3) - Sample Data -- PCT74B. MEDIAN EARNINGS IN 1999 (DOLLARS) BY WORK EXPERIENCE IN 1999 BY SEX FOR THE POPULATION 16 YEARS AND OVER WITH EARNINGS (BLACK OR AFRICAN AMERICAN ALONE) [6] - Universe: Black or African American alone 16 years and over with earnings in 1999; PCT74I. MEDIAN EARNINGS IN 1999 (DOLLARS) BY WORK EXPERIENCE IN 1999 BY SEX FOR THE POPULATION 16 YEARS AND OVER WITH EARNINGS (WHITE ALONE, NOT HISPANIC OR LATINO) [6] - Universe: White alone, not Hispanic or Latino population 16 years and over with earnings in 1999.

TENURE BY RACE OF HOUSEHOLDER

Source data for Chart 11

	Fort Payne city, Alabama
Total:	5,083
Owner occupied:	3,542
Householder who is White alone	3,289
Householder who is Black or African American alone	108
Householder who is American Indian and Alaska Native alone	8
Householder who is Asian alone	5
Householder who is Native Hawaiian and Other Pacific Islander alone	0
Householder who is Some other race alone	76
Householder who is Two or more races	56
Renter occupied:	1,541
Householder who is White alone	1,195
Householder who is Black or African American alone	106
Householder who is American Indian and Alaska Native alone	13
Householder who is Asian alone	0
Householder who is Native Hawaiian and Other Pacific Islander alone	11
Householder who is Some other race alone	163
Householder who is Two or more races	53

White alone, not Hispanic

White, Not Hispanic

		Fort Payne city, Alabama
Total:		4,410
Owner occupied		3,267
Renter occupied		1,143

Source: Data Set: Census 2000 Summary File 3 (SF 3) - Sample Data -- H11. TENURE BY RACE OF HOUSEHOLDER [17] - Universe: Occupied housing units; H13. TENURE (WHITE ALONE, NOT HISPANIC OR LATINO HOUSEHOLDER) [3] - Universe: Occupied housing units with a householder who is White alone, not Hispanic or Latino.

OCCUPANTS PER ROOM

Source data for Chart 12

	African American	White, Not Hispanic
	Fort Payne city, Alabama	Fort Payne city, Alabama
Total:	214	4,410
1.00 or less occupants per room	200	4,339
1.01 or more occupants per room	14	71

Source: Data Set: Census 2000 Summary File 3 (SF 3) - Sample Data -- HCT29B. OCCUPANTS PER ROOM (BLACK OR AFRICAN AMERICAN ALONE HOUSEHOLDER) [3] - Universe: Occupied housing units with a householder who is Black or African American alone; HCT29I. OCCUPANTS PER ROOM (WHITE ALONE, NOT HISPANIC OR LATINO HOUSEHOLDER) [3] - Universe: Occupied housing units with a householder who is White alone, not Hispanic or Latino.

TELEPHONE SERVICE AVAILABLE

Source data for Chart 13

	African American	White, Not Hispanic
	Fort Payne city, Alabama	Fort Payne city, Alabama
Total:	214	4,410
With telephone service available	192	4,210
No telephone service available	22	200

Source: Data Set: Census 2000 Summary File 3 (SF 3) - Sample Data -- HCT32B. TELEPHONE SERVICE AVAILABLE (BLACK OR AFRICAN AMERICAN ALONE HOUSEHOLDER) [3] - Universe: Occupied housing units with a householder who is Black or African American alone; HCT32I. TELEPHONE SERVICE AVAILABLE (WHITE ALONE, NOT HISPANIC OR LATINO HOUSEHOLDER) [3] - Universe: Occupied housing units with a householder who is White alone, not Hispanic or Latino.

VEHICLES AVAILABLE

Source data for Chart 14

	African American	White, Not Hispanic
	Fort Payne city, Alabama	Fort Payne city, Alabama
Total:	214	4,410
No vehicle available	5	295
1 or more vehicles available	209	4,115

Source: Data Set: Census 2000 Summary File 3 (SF 3) - Sample Data -- HCT33B. VEHICLES AVAILABLE (BLACK OR AFRICAN AMERICAN ALONE HOUSEHOLDER) [3] - Universe: Occupied housing units with a householder who is Black or African American alone;; HCT33I. VEHICLES AVAILABLE (WHITE ALONE, NOT HISPANIC OR LATINO HOUSEHOLDER) [3] - Universe: Occupied housing units with a householder who is White alone, not Hispanic or Latino.

PLUMBING FACILITIES

Source data for Chart 15

	African American	White, Not Hispanic
	Fort Payne city, Alabama	Fort Payne city, Alabama
Total:	214	4,410
Complete plumbing facilities	214	4,382
Lacking complete plumbing facilities	0	28

Source: Data Set: Census 2000 Summary File 3 (SF 3) - Sample Data -- HCT34B. PLUMBING FACILITIES (BLACK OR AFRICAN AMERICAN ALONE HOUSEHOLDER) [3] - Universe: Occupied housing units with a householder who is Black or African American alone; HCT34I. PLUMBING FACILITIES (WHITE ALONE, NOT HISPANIC OR LATINO HOUSEHOLDER) [3] - Universe: Occupied housing units with a householder who is White alone, not Hispanic or Latino.

GROSS RENT AS A PERCENTAGE OF HOUSEHOLD INCOME IN 1999

Source data for Chart 16

	African American	White, Not Hispanic
	Fort Payne city, Alabama	Fort Payne city, Alabama
Total:	106	1,098
Less than 10 percent	0	134
10 to 14 percent	24	173
15 to 19 percent	14	179
20 to 24 percent	14	121
25 to 29 percent	0	141
30 to 34 percent	15	59
35 to 39 percent	6	45
40 to 49 percent	17	35
50 percent or more	16	94
Not computed	0	117

Source: Data Set: Census 2000 Summary File 3 (SF 3) - Sample Data -- HCT39B. GROSS RENT AS A PERCENTAGE OF HOUSEHOLD INCOME IN 1999 (BLACK OR AFRICAN AMERICAN ALONE HOUSEHOLDER) [11] - Universe: Specified renter-occupied housing units with a householder who is Black or African American alone; HCT39I. GROSS RENT AS A PERCENTAGE OF HOUSEHOLD INCOME IN 1999 (WHITE ALONE, NOT HISPANIC OR LATINO HOUSEHOLDER) [11] - Universe: Specified renter-occupied housing units with a householder who is White alone, not Hispanic or Latino.

MEDIAN GROSS RENT

Source data for Chart 17

	African American	White, Not Hispanic
	Fort Payne city, Alabama	Fort Payne city, Alabama
Median gross rent	\$ 416	\$ 409

Source: Data Set: Census 2000 Summary File 3 (SF 3) - Sample Data -- HCT37B. MEDIAN GROSS RENT (DOLLARS) (BLACK OR AFRICAN AMERICAN ALONE HOUSEHOLDER) [1] - Universe: Specified renter-occupied housing units paying cash rent with a householder who is Black or African American alone; HCT37I. MEDIAN GROSS RENT (DOLLARS) (WHITE ALONE, NOT HISPANIC OR LATINO HOUSEHOLDER) [1] - Universe: Specified renter-occupied housing units paying cash rent with a householder who is White alone, not Hispanic or Latino.

MEDIAN HOME VALUE

Source data for Chart 18

	African American	White, Not Hispanic
	Fort Payne city, Alabama	Fort Payne city, Alabama
Median value	\$ 46,300	\$ 73,800

Source: Data Set: Census 2000 Summary File 3 (SF 3) - Sample Data -- HCT42B. MEDIAN VALUE (DOLLARS) (BLACK OR AFRICAN AMERICAN ALONE HOUSEHOLDER) [1] - Universe: Specified owner-occupied housing units with a householder who is Black or African American alone; HCT42I. MEDIAN VALUE (DOLLARS) (WHITE ALONE, NOT HISPANIC OR LATINO HOUSEHOLDER) [1] - Universe: Specified owner-occupied housing units with a householder who is White alone, not Hispanic or Latino.