

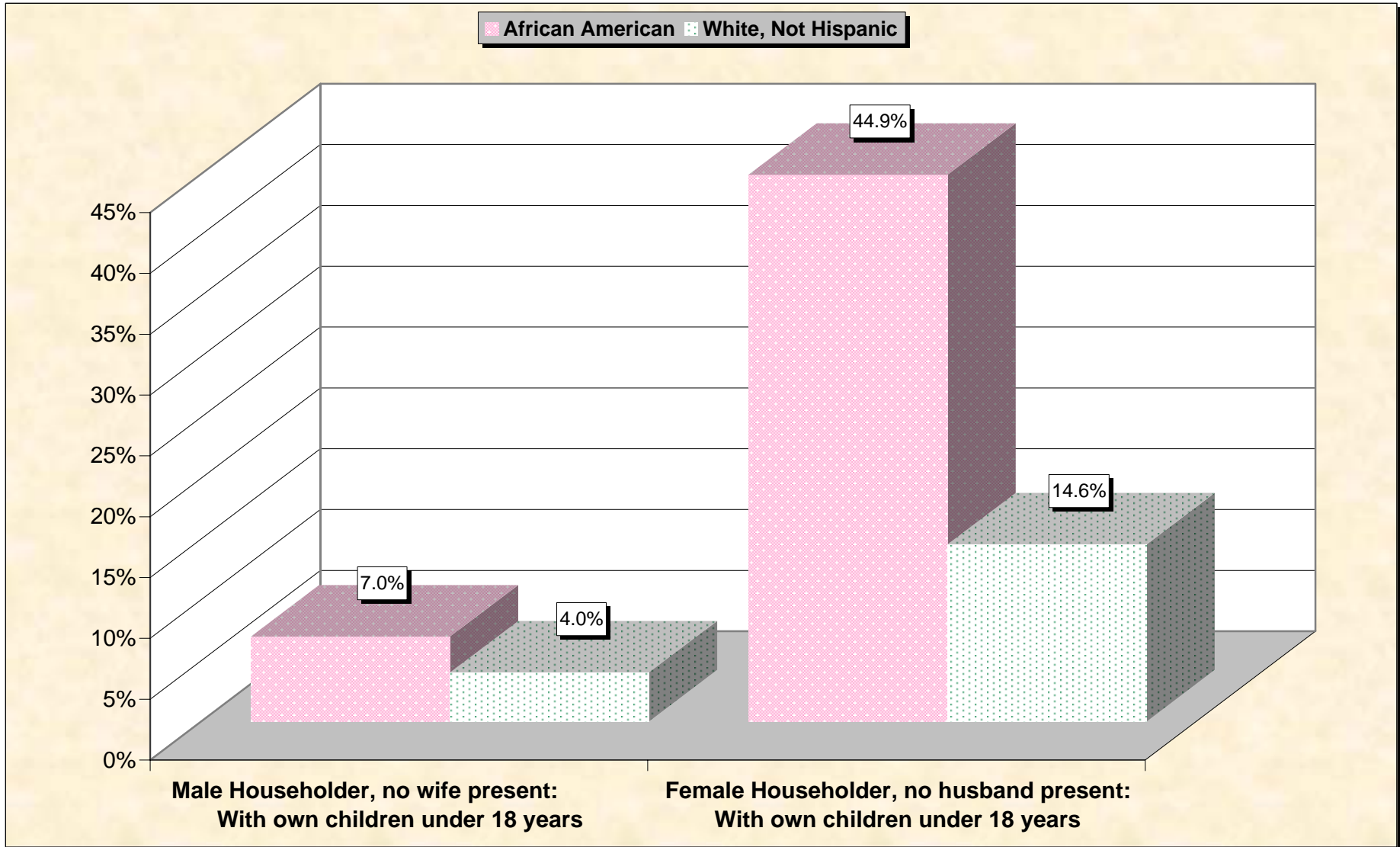
# **Selected Socio-Economic Data**

## **Colton city, California**

### **African American and White, Not Hispanic**

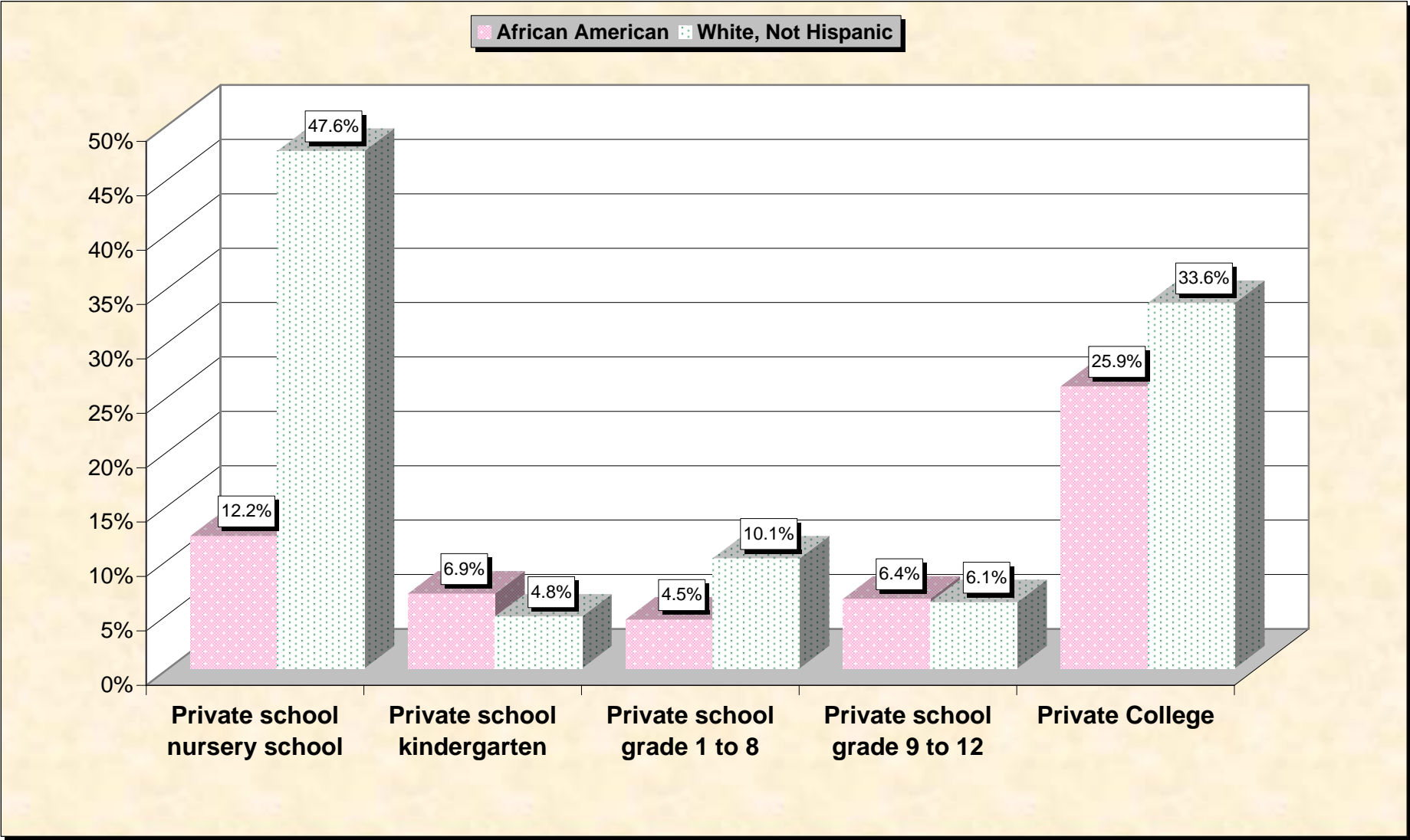
**Data Set: Census 2000 Summary File 3 (SF 3) - Sample Data**

# Chart 1 -- Single-Parent Family Households (Householder 15 to 64 years) Colton city, California



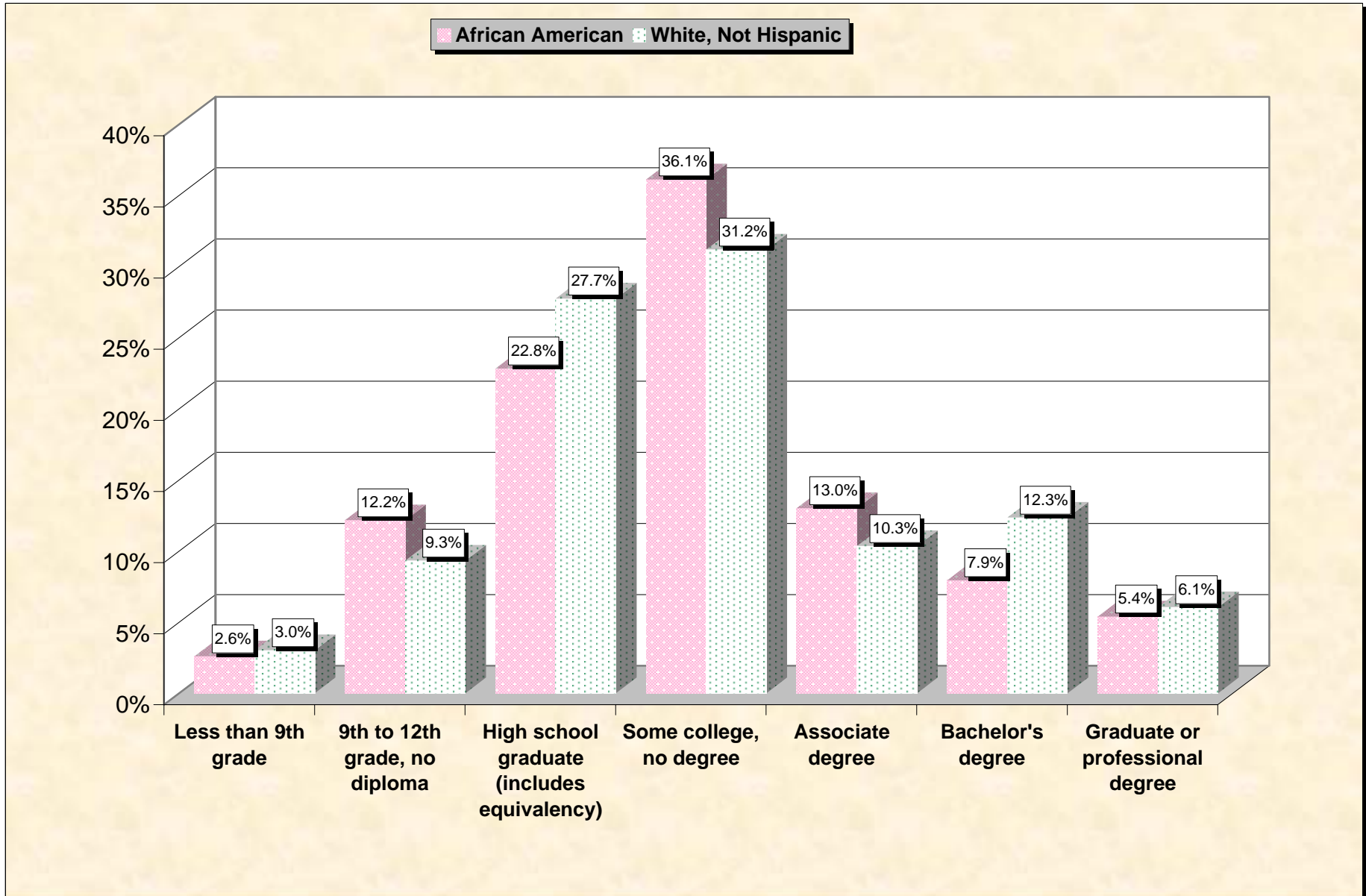
Source: Data Set: Census 2000 Summary File 3 (SF 3) - Sample Data - P146B. HOUSEHOLDS BY AGE OF HOUSEHOLDER BY HOUSEHOLD TYPE (INCLUDING LIVING ALONE) BY PRESENCE OF OWN CHILDREN UNDER 18 YEARS (BLACK OR AFRICAN AMERICAN ALONE HOUSEHOLDER) [31] - Universe: Households with a householder who is Black or African American alone; P146I. HOUSEHOLDS BY AGE OF HOUSEHOLDER BY HOUSEHOLD TYPE (INCLUDING LIVING ALONE) BY PRESENCE OF OWN CHILDREN UNDER 18 YEARS (WHITE ALONE, NOT HISPANIC OR LATINO HOUSEHOLDER) [31] - Universe: Households with a householder who is White alone, not Hispanic or Latino.

# Chart 2 -- Private School Enrollment (3 years and over) Colton city, California



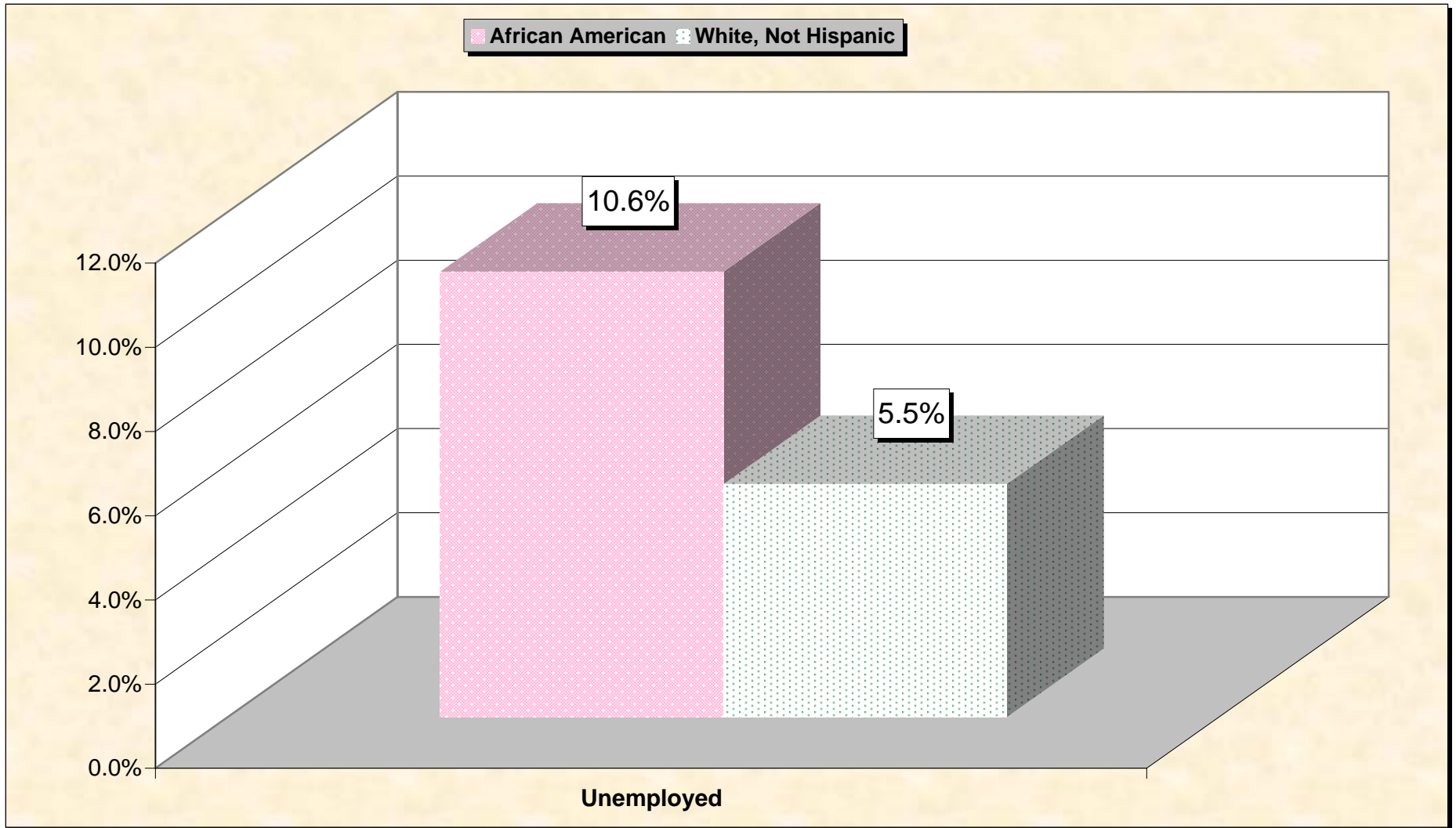
Source: Data Set: Census 2000 Summary File 3 (SF 3) - Sample Data -- P147B. SCHOOL ENROLLMENT BY LEVEL OF SCHOOL BY TYPE OF SCHOOL FOR THE POPULATION 3 YEARS AND OVER (BLACK OR AFRICAN AMERICAN ALONE) [17] - Universe: Black or African American alone 3 years and over; P147I. SCHOOL ENROLLMENT BY LEVEL OF SCHOOL BY TYPE OF SCHOOL FOR THE POPULATION 3 YEARS AND OVER (WHITE ALONE, NOT HISPANIC OR LATINO) [17] - Universe: White alone, not Hispanic or Latino population 3 years and over.

## Chart 3 -- Educational Attainment (25 years and over) Colton city, California



Source: Data Set: Census 2000 Summary File 3 (SF 3) - Sample Data -- P148B. SEX BY EDUCATIONAL ATTAINMENT FOR THE POPULATION 25 YEARS AND OVER (BLACK OR AFRICAN AMERICAN ALONE) [17] - Universe: Black or African American alone 25 years and over; P148I. SEX BY EDUCATIONAL ATTAINMENT FOR THE POPULATION 25 YEARS AND OVER (WHITE ALONE, NOT HISPANIC OR LATINO) [17] - Universe: White alone, not Hispanic or Latino population 25 years and over.

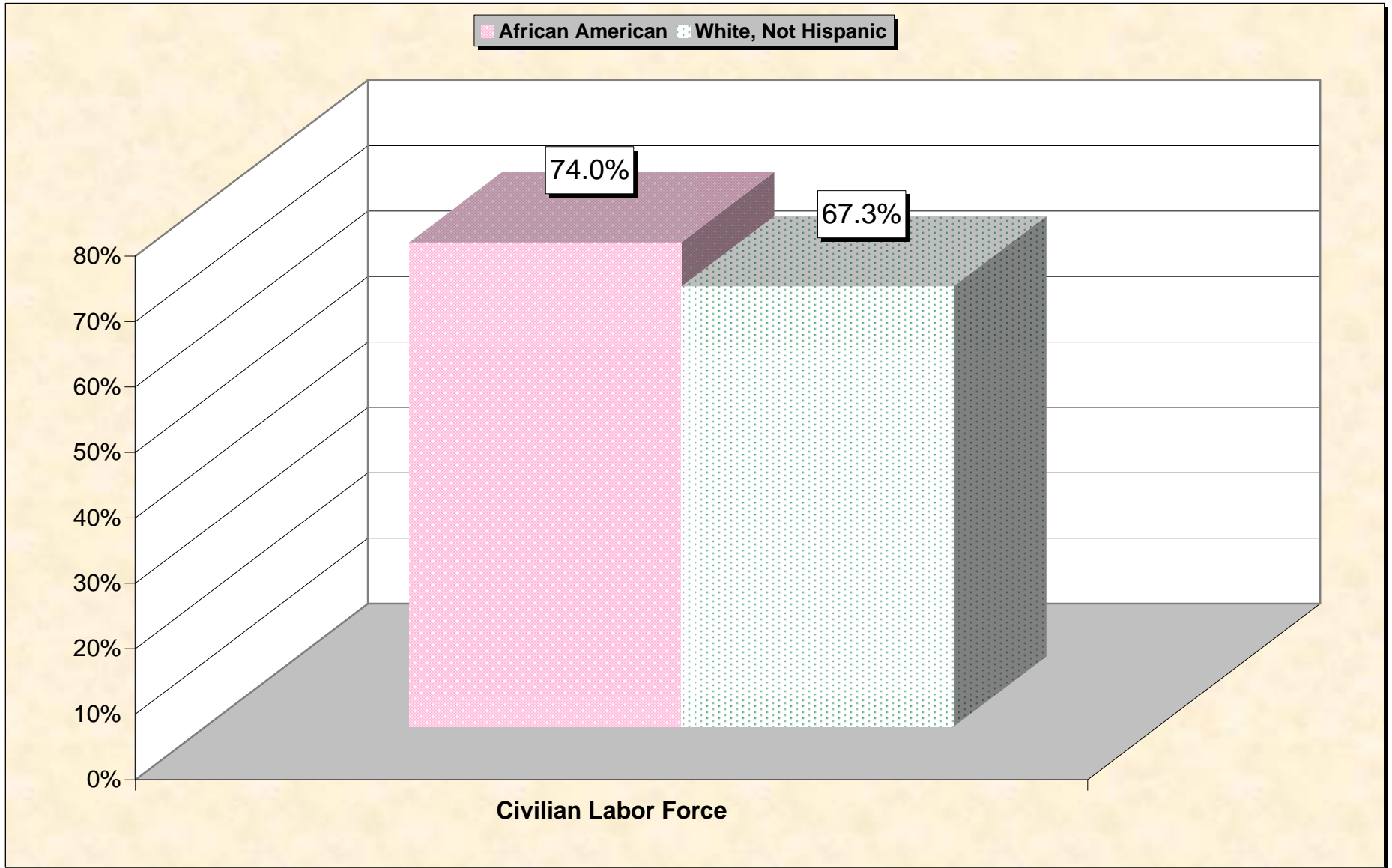
# Chart 4 -- Unemployment Rate (Civilian Labor Force) Colton city, California



**Note:** Unemployment rate is defined as a percentage of the civilian labor force.

Source: Data Set: Census 2000 Summary File 3 (SF 3) - Sample Data -- P150B. SEX BY EMPLOYMENT STATUS FOR THE POPULATION 16 YEARS AND OVER (BLACK OR AFRICAN AMERICAN ALONE) [15] - Universe: Black or African American alone 16 years and over; P150I. SEX BY EMPLOYMENT STATUS FOR THE POPULATION 16 YEARS AND OVER (WHITE ALONE, NOT HISPANIC OR LATINO) [15] - Universe: White alone, not Hispanic or Latino population 16 years and over.

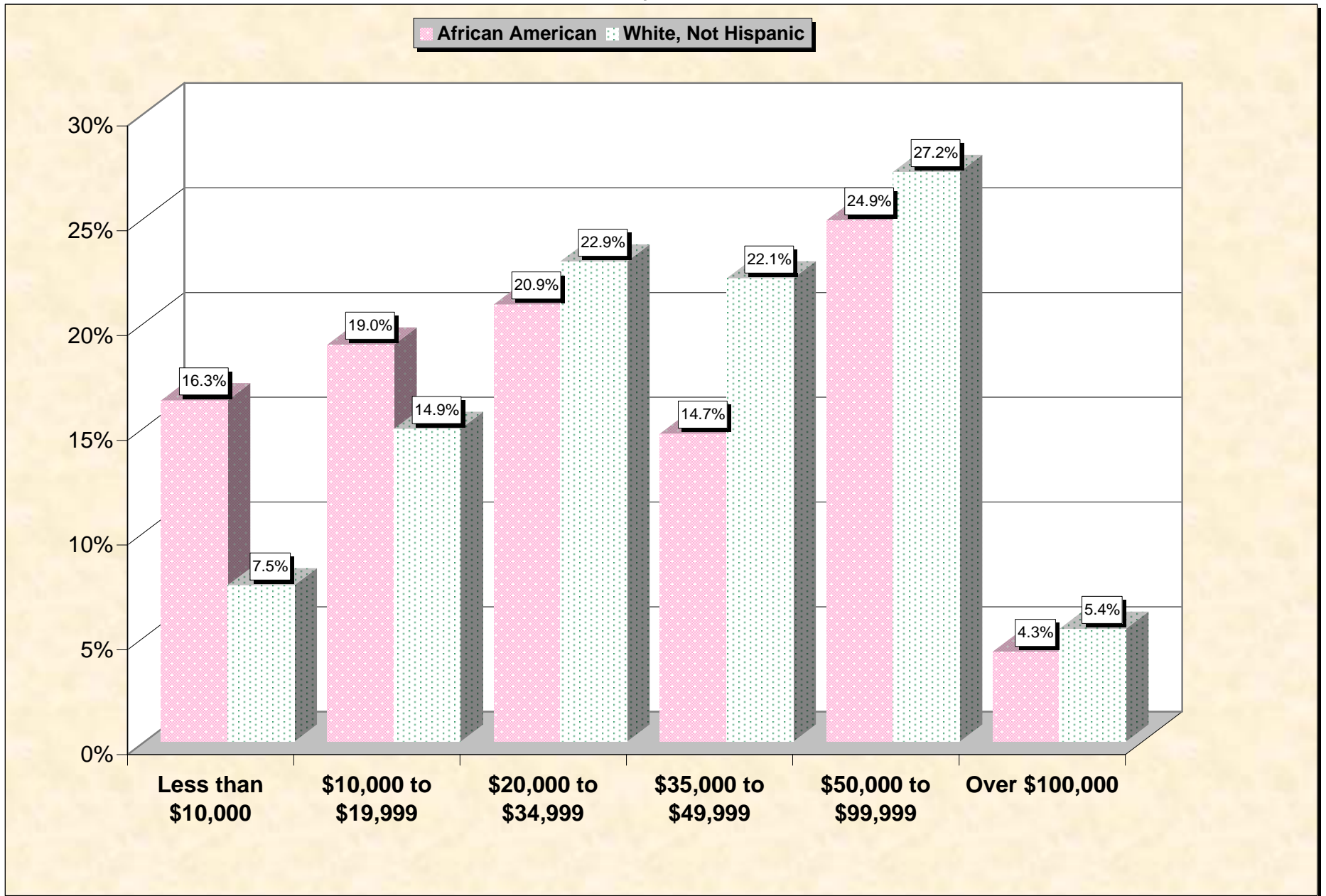
# Chart 5 -- Labor Force Participation (Civilian Labor Force) Colton city, California



**Note:** Labor force participation rate is defined as a percentage of the civilian population over 16.

Source: Data Set: Census 2000 Summary File 3 (SF 3) - Sample Data -- P150B. SEX BY EMPLOYMENT STATUS FOR THE POPULATION 16 YEARS AND OVER (BLACK OR AFRICAN AMERICAN ALONE) [15] - Universe: Black or African American alone 16 years and over; P150I. SEX BY EMPLOYMENT STATUS FOR THE POPULATION 16 YEARS AND OVER (WHITE ALONE, NOT HISPANIC OR LATINO) [15] - Universe: White alone, not Hispanic or Latino population 16 years and over.

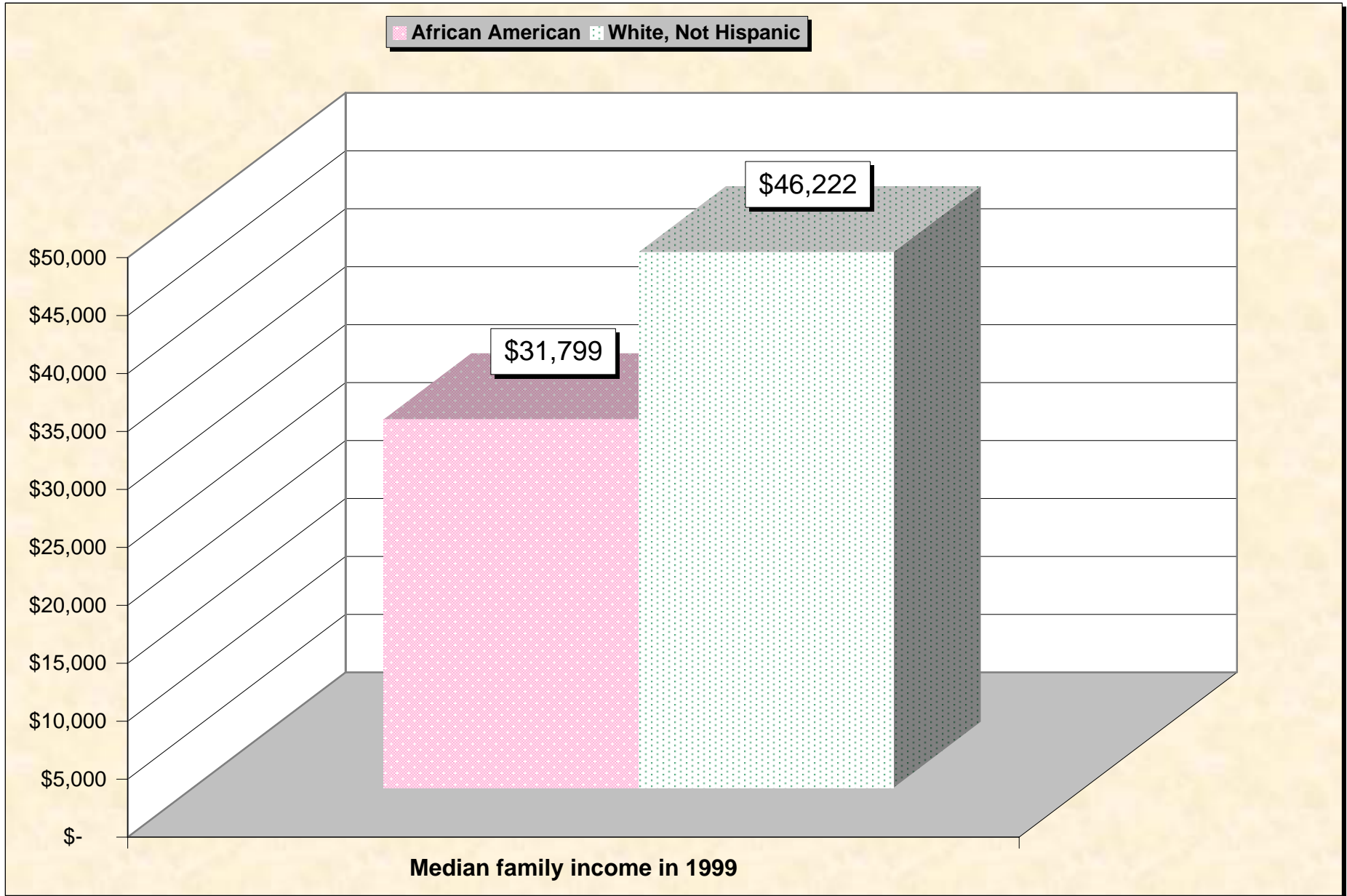
## Chart 6 -- Household Income in 1999 Colton city, California



Source: Data Set: Census 2000 Summary File 3 (SF 3) - Sample Data -- P151B. HOUSEHOLD INCOME IN 1999 (BLACK OR AFRICAN AMERICAN ALONE HOUSEHOLDER) [17] - Universe: Households with a householder who is Black or African American alone; P151I. HOUSEHOLD INCOME IN 1999 (WHITE ALONE, NOT HISPANIC OR LATINO HOUSEHOLDER) [17] - Universe: Households with a householder who is White alone, not Hispanic or Latino.

# Chart 7 -- Median Family Income In 1999

## Colton city, California

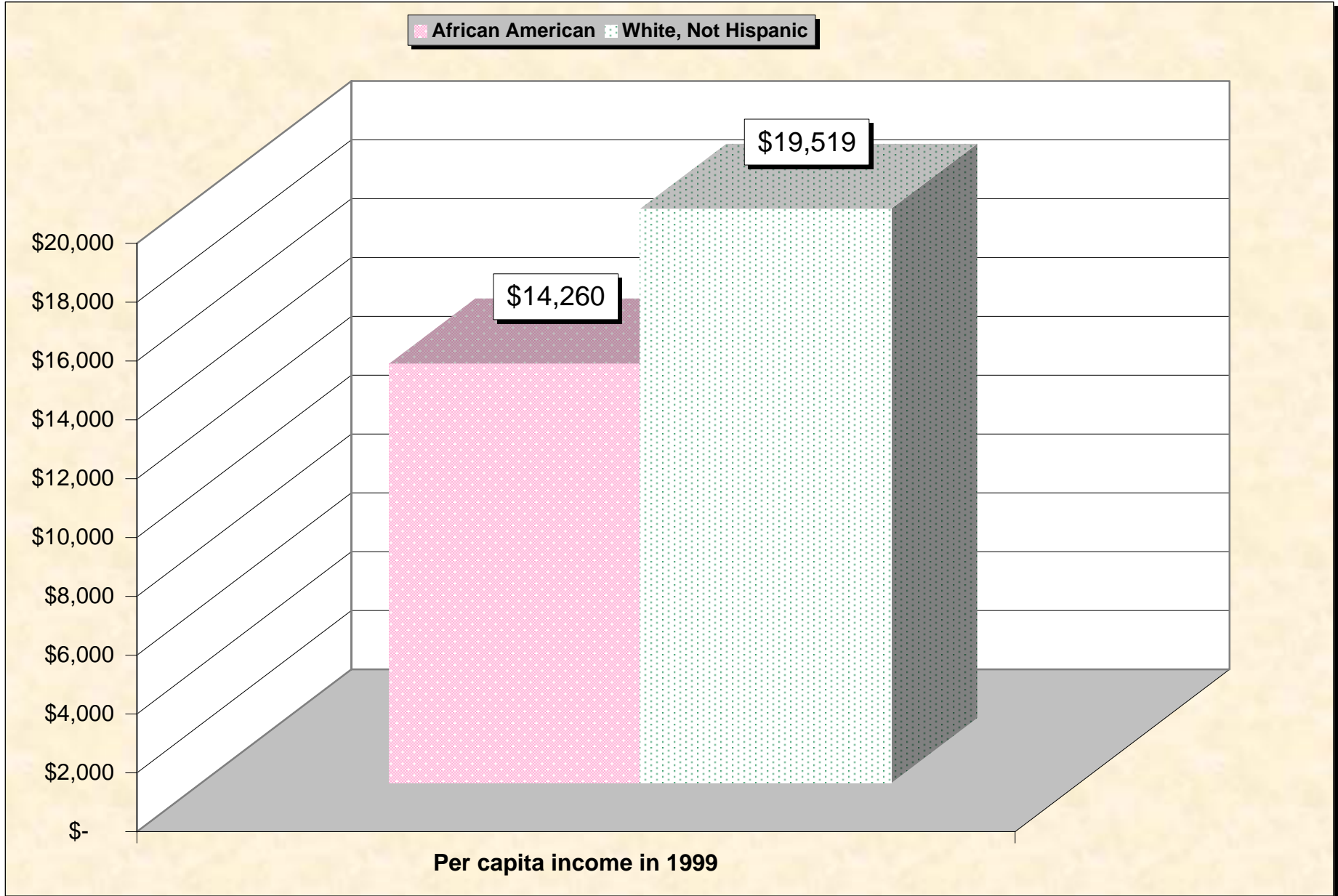


Source: Data Set: Census 2000 Summary File 3 (SF 3) - Sample Data -- P155B. MEDIAN FAMILY INCOME IN 1999 (DOLLARS) (BLACK OR AFRICAN AMERICAN ALONE HOUSEHOLDER) [1] - Universe: Families with a householder who is Black or African American alone ; P155I. MEDIAN FAMILY INCOME IN 1999 (DOLLARS) (WHITE ALONE, NOT HISPANIC OR LATINO HOUSEHOLDER) [1] - Universe: Families with a householder who is White alone, not Hispanic or Latino.



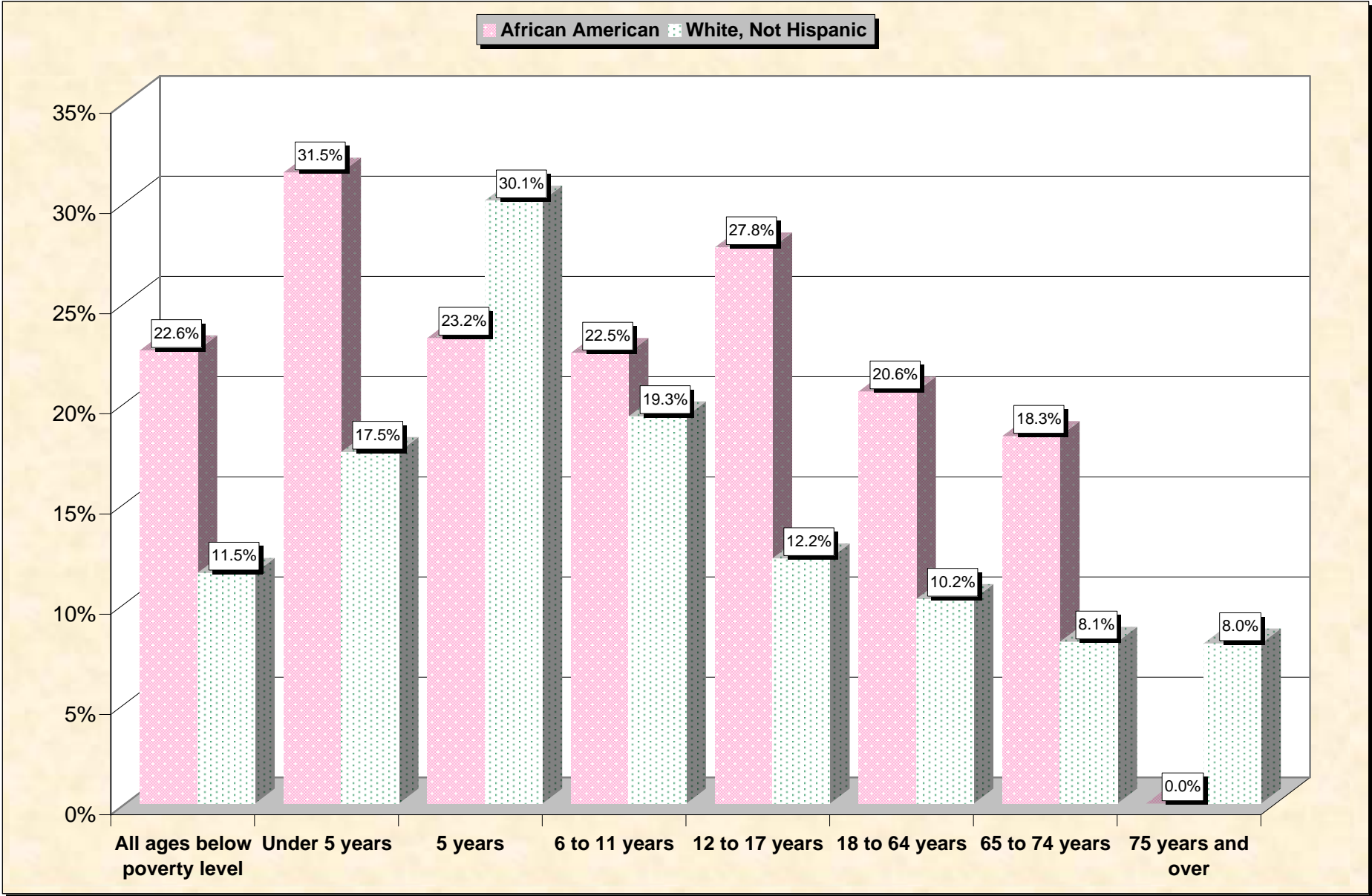
# Chart 8 -- Per Capita Income In 1999

## Colton city, California



Source: Data Set: Census 2000 Summary File 3 (SF 3) - Sample Data -- P157B. PER CAPITA INCOME IN 1999 (DOLLARS) (BLACK OR AFRICAN AMERICAN ALONE) [1] - Universe: Black or African American alone; P157I. PER CAPITA INCOME IN 1999 (DOLLARS) (WHITE ALONE, NOT HISPANIC OR LATINO) [1] - Universe: White alone, not Hispanic or Latino population.

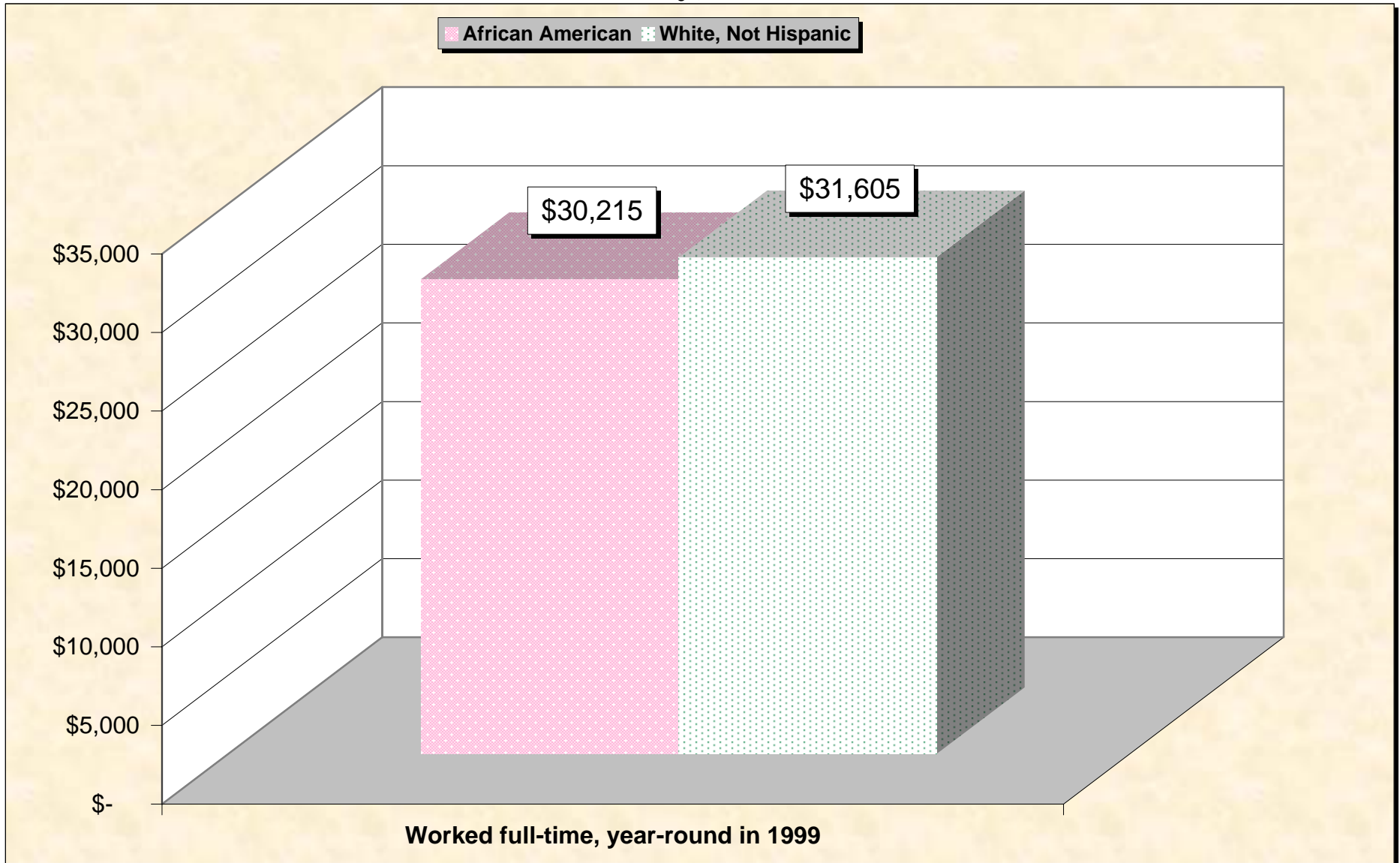
# Chart 9 -- Income in 1999 Below Poverty Level by Age Colton city, California



Source: Data Set: Census 2000 Summary File 3 (SF 3) - Sample Data -- P159B. POVERTY STATUS IN 1999 BY AGE (BLACK OR AFRICAN AMERICAN ALONE) [17] - Universe: Black or African American alone for whom poverty status is determined;P159I. POVERTY STATUS IN 1999 BY AGE (WHITE ALONE, NOT HISPANIC OR LATINO) [17] - Universe: White alone, not Hispanic or Latino population for whom poverty status is determined.

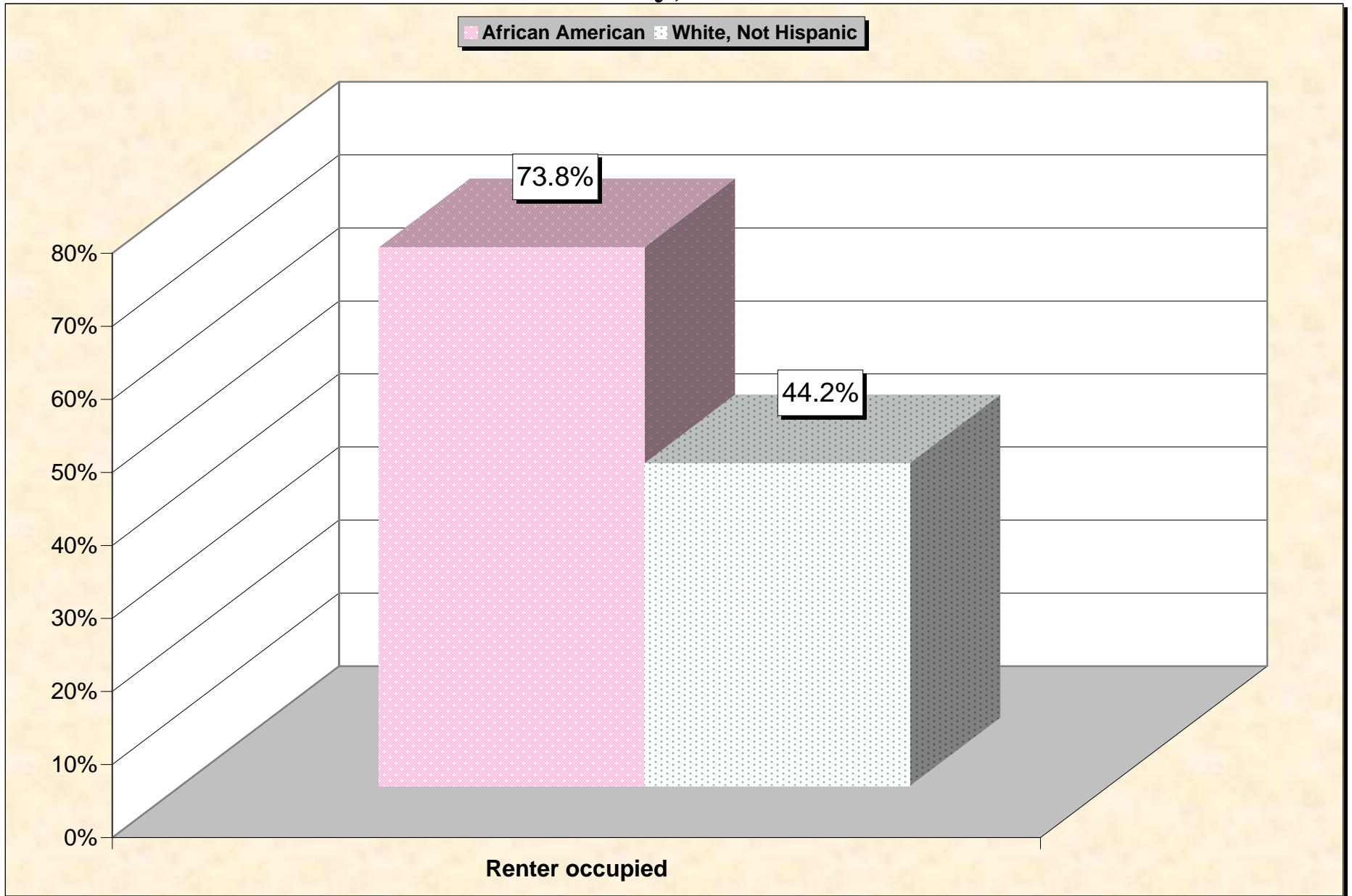
# Chart 10 -- Median Earnings in 1999

## Colton city, California



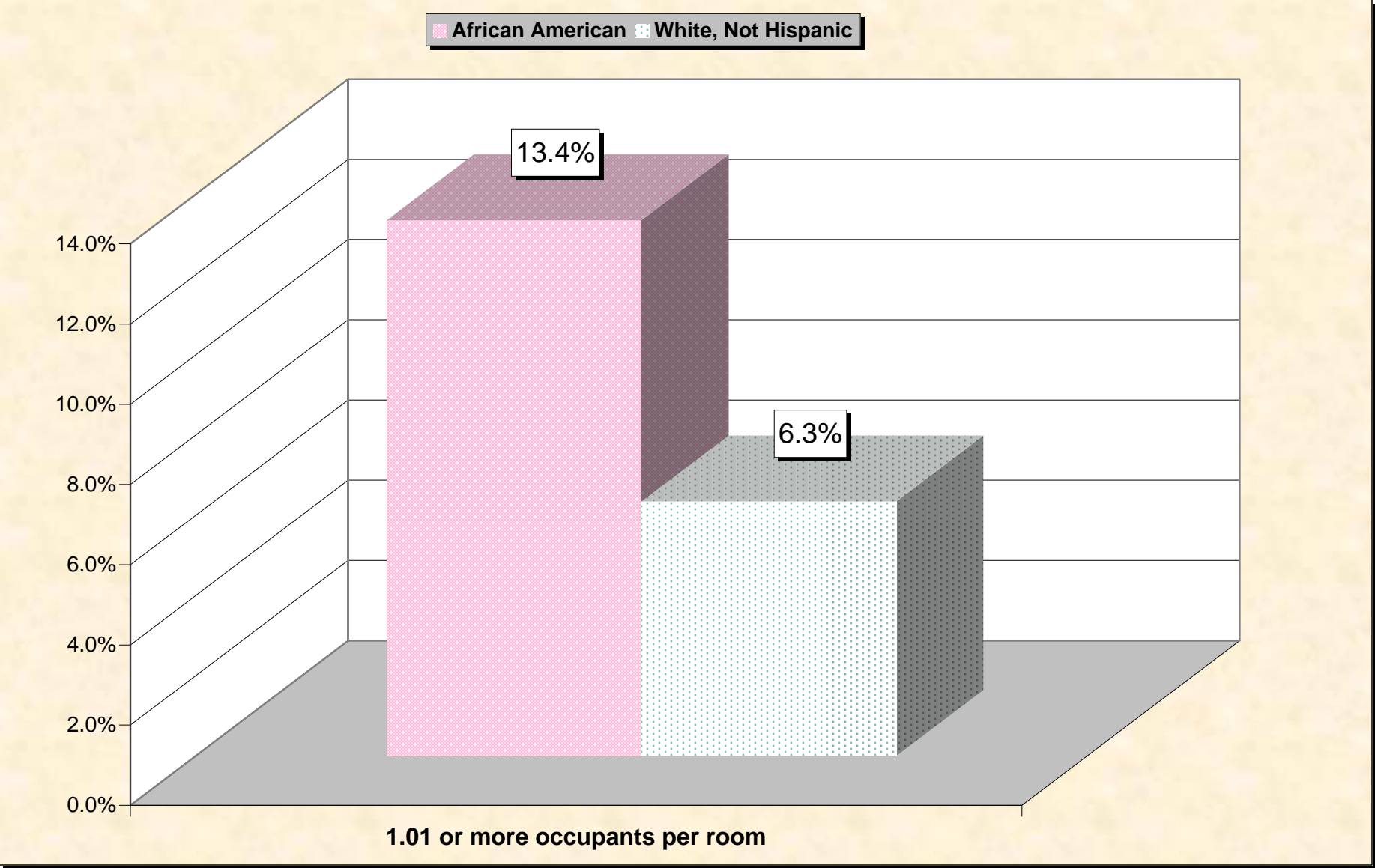
Source: Data Set: Census 2000 Summary File 3 (SF 3) - Sample Data -- PCT74B. MEDIAN EARNINGS IN 1999 (DOLLARS) BY WORK EXPERIENCE IN 1999 BY SEX FOR THE POPULATION 16 YEARS AND OVER WITH EARNINGS (BLACK OR AFRICAN AMERICAN ALONE) [6] - Universe: Black or African American alone 16 years and over with earnings in 1999; PCT74I. MEDIAN EARNINGS IN 1999 (DOLLARS) BY WORK EXPERIENCE IN 1999 BY SEX FOR THE POPULATION 16 YEARS AND OVER WITH EARNINGS (WHITE ALONE, NOT HISPANIC OR LATINO) [6] - Universe: White alone, not Hispanic or Latino population 16 years and over with earnings in 1999.

# Chart 11 -- Renter-Occupied Housing Colton city, California



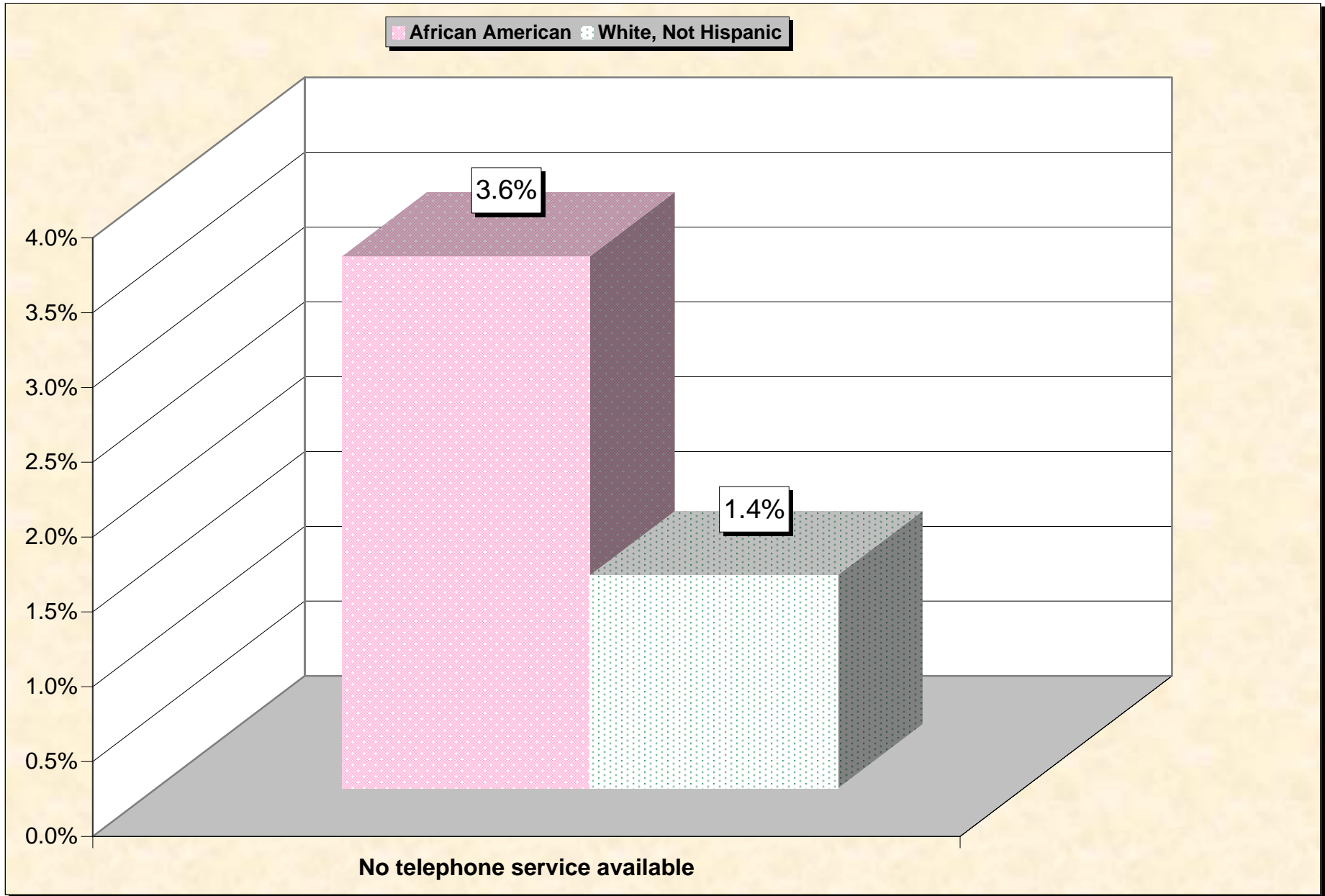
Source: Data Set: Census 2000 Summary File 3 (SF 3) - Sample Data -- H11. TENURE BY RACE OF HOUSEHOLDER [17] - Universe: Occupied housing units; H13. TENURE (WHITE ALONE, NOT HISPANIC OR LATINO HOUSEHOLDER) [3] - Universe: Occupied housing units with a householder who is White alone, not Hispanic or Latino.

# Chart 12 -- Occupants Per Room (Crowding) by Household Colton city, California



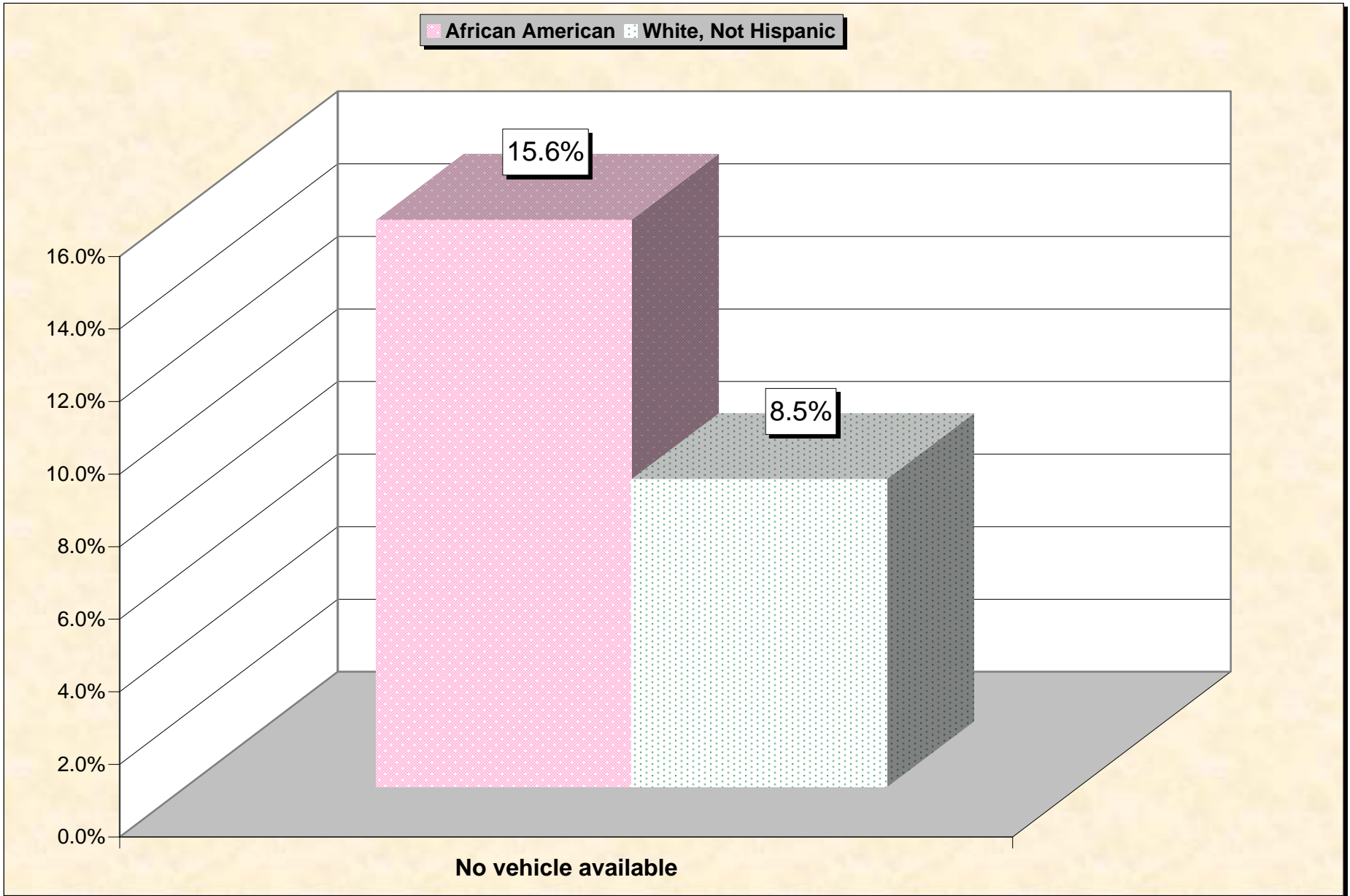
Source: Data Set: Census 2000 Summary File 3 (SF 3) - Sample Data -- HCT29B. OCCUPANTS PER ROOM (BLACK OR AFRICAN AMERICAN ALONE HOUSEHOLDER) [3] - Universe: Occupied housing units with a householder who is Black or African American alone; HCT29I. OCCUPANTS PER ROOM (WHITE ALONE, NOT HISPANIC OR LATINO HOUSEHOLDER) [3] - Universe: Occupied housing units with a householder who is White alone, not Hispanic or Latino.

# Chart 13 -- Lack of Telephone Service by Household Colton city, California



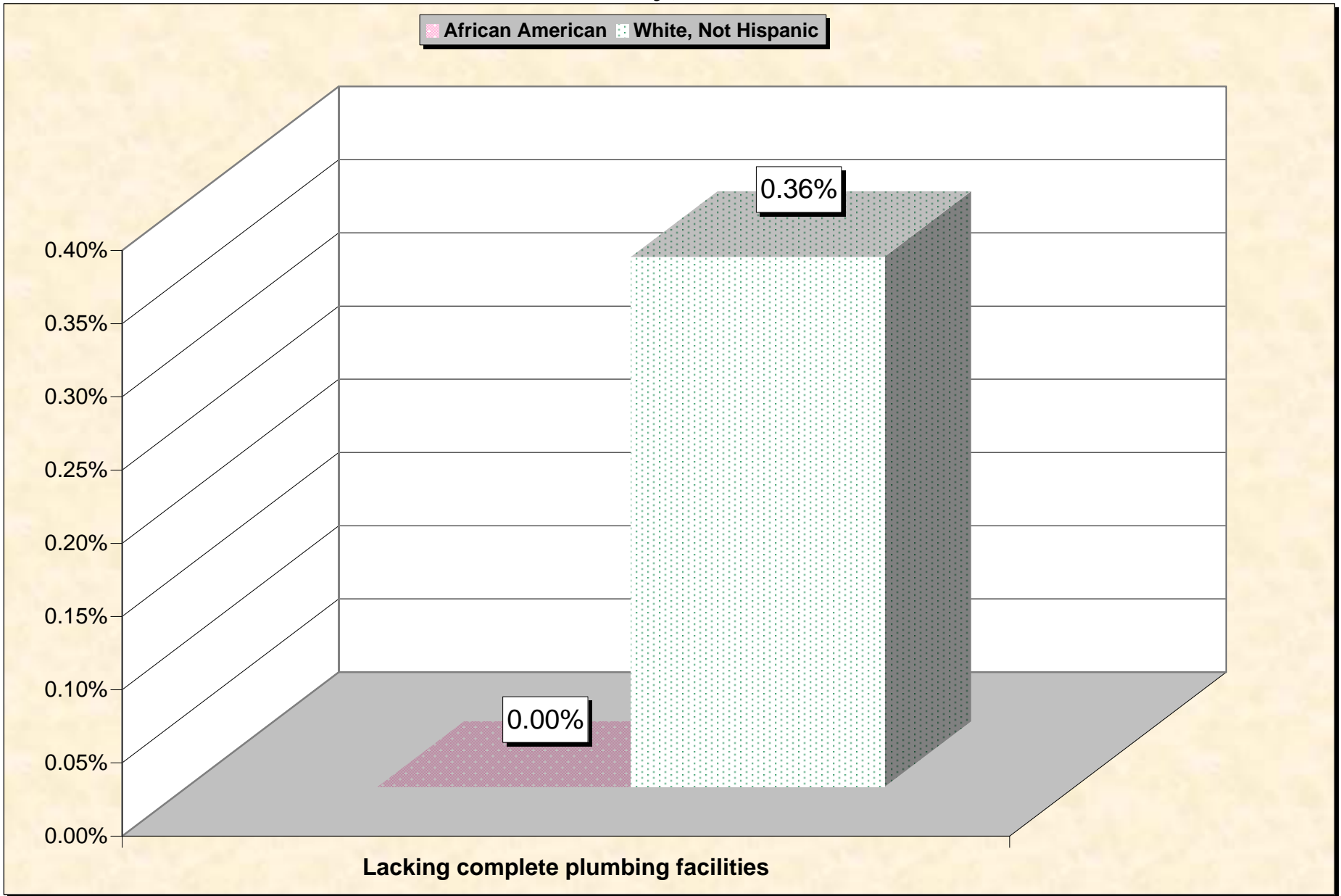
Source: Data Set: Census 2000 Summary File 3 (SF 3) - Sample Data -- HCT32B. TELEPHONE SERVICE AVAILABLE (BLACK OR AFRICAN AMERICAN ALONE HOUSEHOLDER) [3] - Universe: Occupied housing units with a householder who is Black or African American alone; HCT32I. TELEPHONE SERVICE AVAILABLE (WHITE ALONE, NOT HISPANIC OR LATINO HOUSEHOLDER) [3] - Universe: Occupied housing units with a householder who is White alone, not Hispanic or Latino.

# Chart 14 -- Lack of Vehicle By Household Colton city, California



Source: Data Set: Census 2000 Summary File 3 (SF 3) - Sample Data -- HCT33B. VEHICLES AVAILABLE (BLACK OR AFRICAN AMERICAN ALONE HOUSEHOLDER) [3] - Universe: Occupied housing units with a householder who is Black or African American alone;; HCT33I. VEHICLES AVAILABLE (WHITE ALONE, NOT HISPANIC OR LATINO HOUSEHOLDER) [3] - Universe: Occupied housing units with a householder who is White alone, not Hispanic or Latino.

# Chart 15 -- Lack of Plumbing By Household Colton city, California

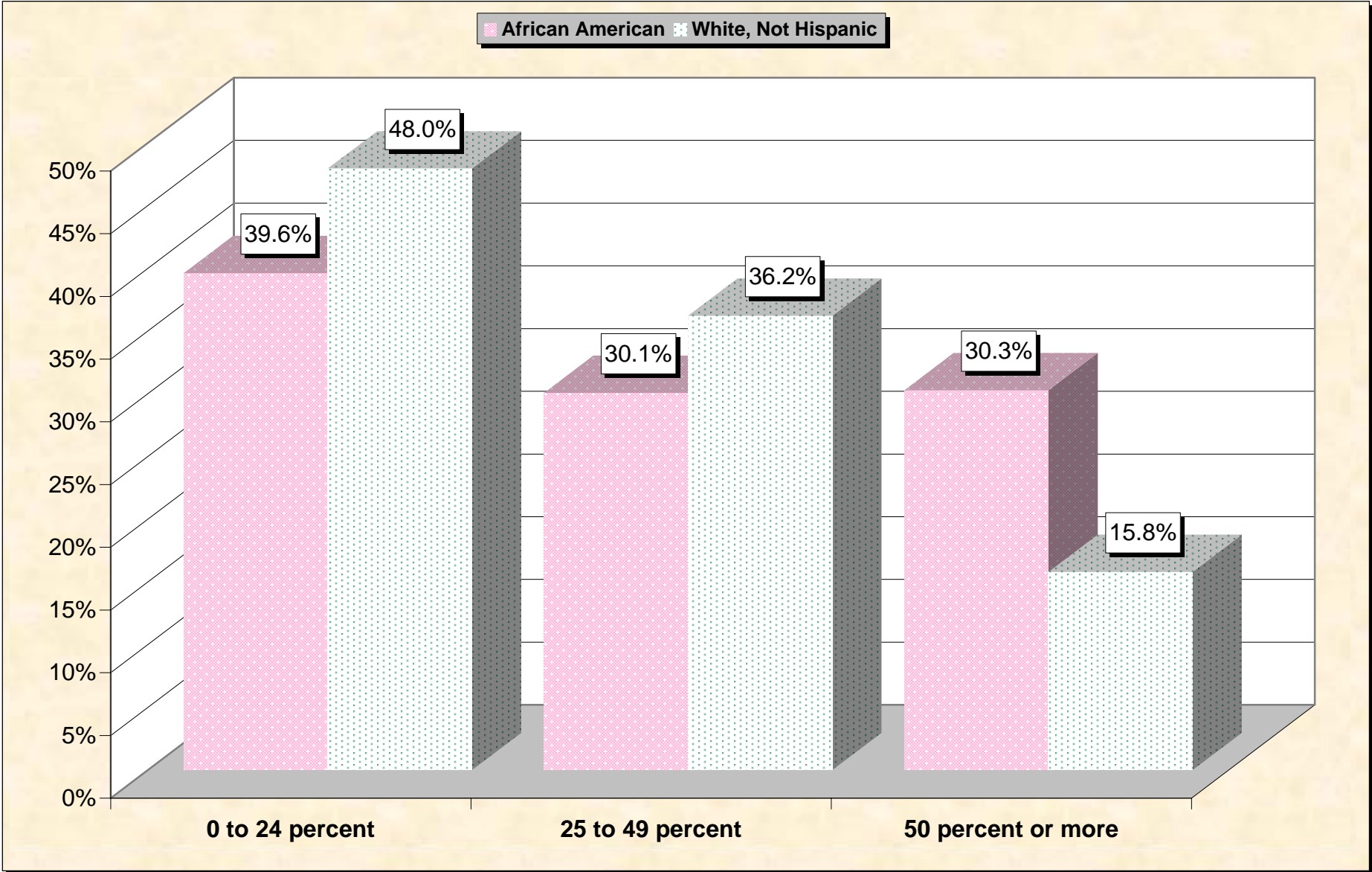


Source: Data Set: Census 2000 Summary File 3 (SF 3) - Sample Data -- HCT34B. PLUMBING FACILITIES (BLACK OR AFRICAN AMERICAN ALONE HOUSEHOLDER) [3] - Universe: Occupied housing units with a householder who is Black or African American alone; HCT34I. PLUMBING FACILITIES (WHITE ALONE, NOT HISPANIC OR LATINO HOUSEHOLDER) [3] - Universe: Occupied housing units with a householder who is White alone, not Hispanic or Latino.



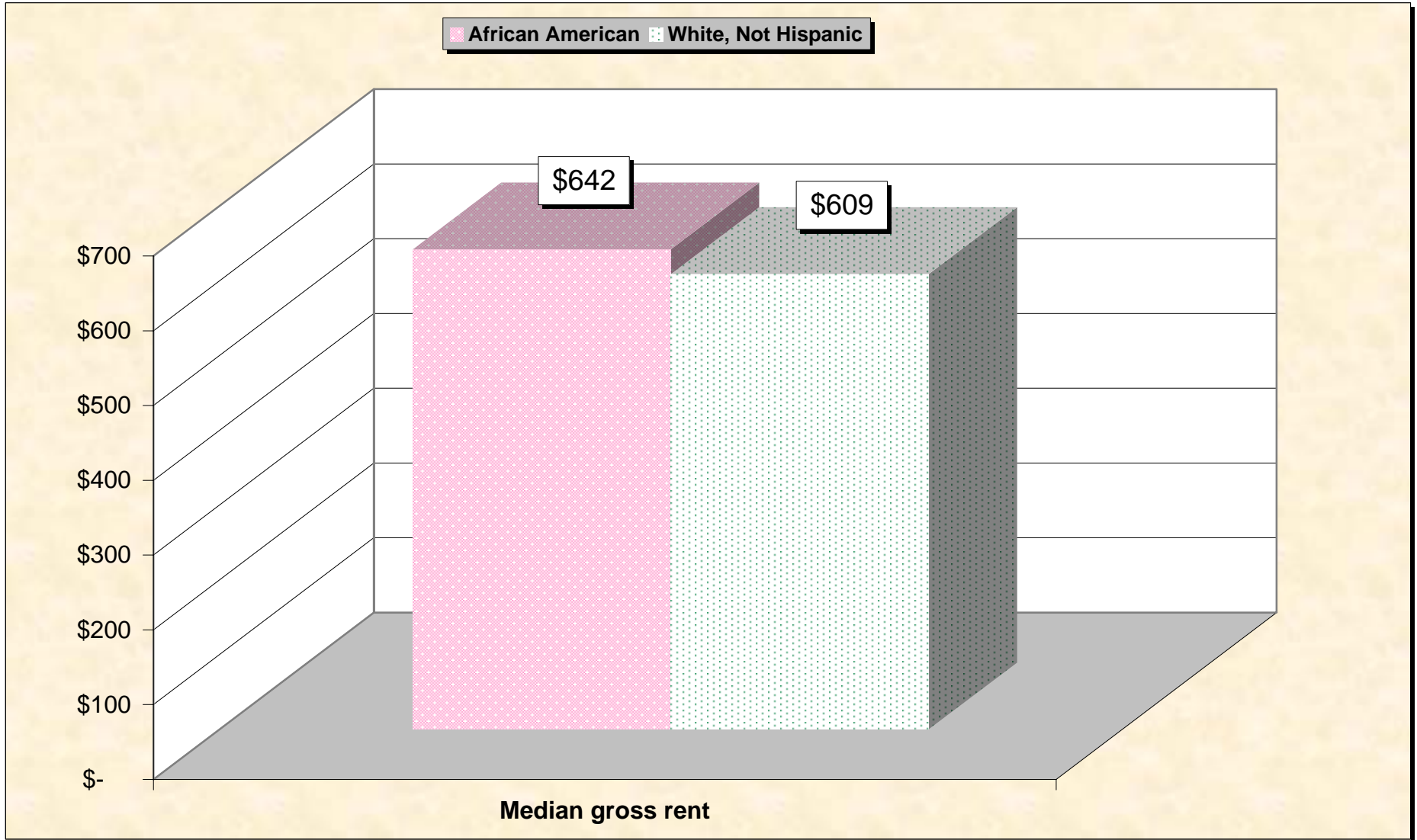
# Chart 16 -- Gross Rent as a Percentage of Household Income in 1999

## Colton city, California



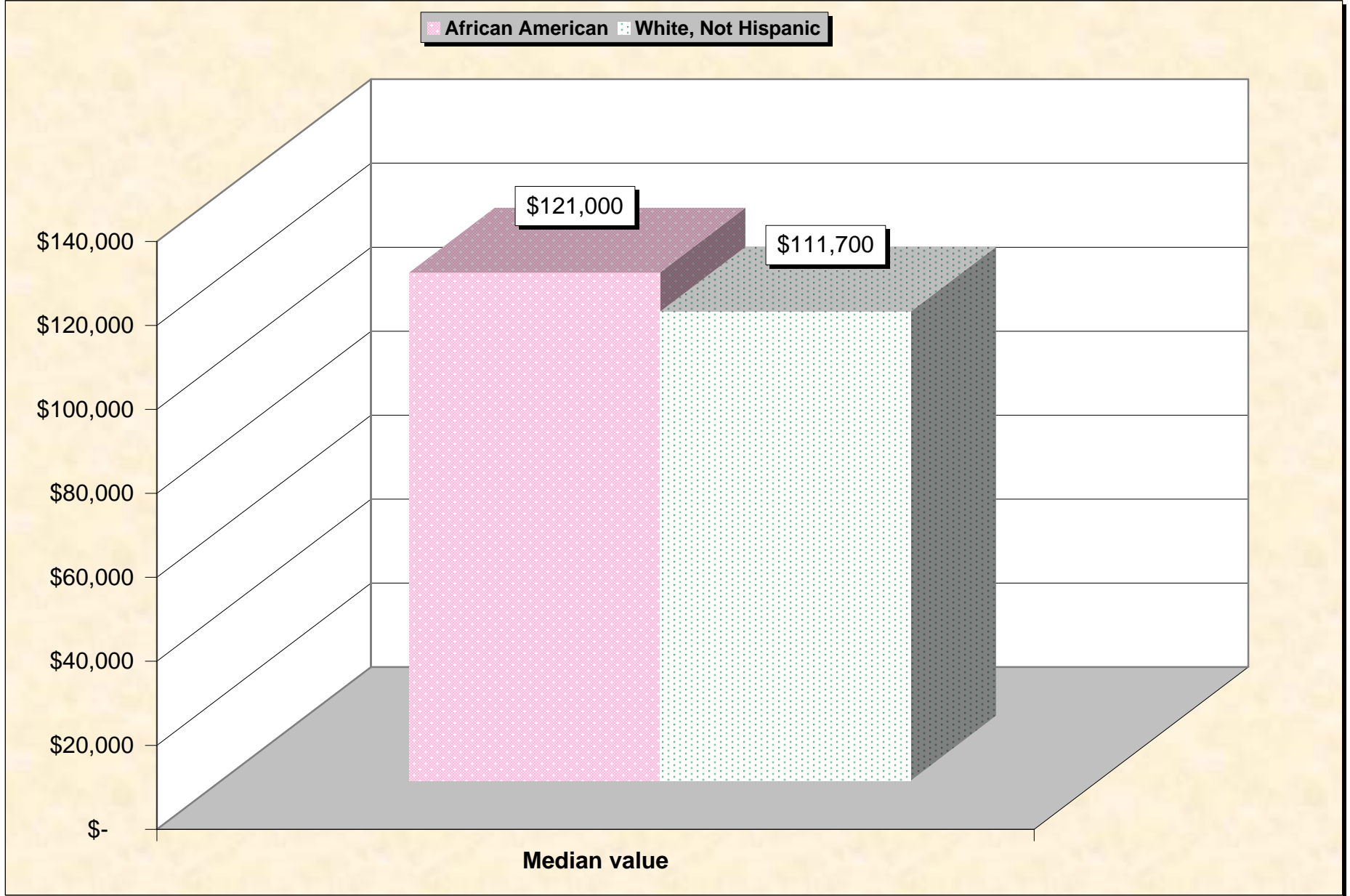
Source: Data Set: Census 2000 Summary File 3 (SF 3) - Sample Data -- HCT39B. GROSS RENT AS A PERCENTAGE OF HOUSEHOLD INCOME IN 1999 (BLACK OR AFRICAN AMERICAN ALONE HOUSEHOLDER) [11] - Universe: Specified renter-occupied housing units with a householder who is Black or African American alone; HCT39I. GROSS RENT AS A PERCENTAGE OF HOUSEHOLD INCOME IN 1999 (WHITE ALONE, NOT HISPANIC OR LATINO HOUSEHOLDER) [11] - Universe: Specified renter-occupied housing units with a householder who is White alone, not Hispanic or Latino.

# Chart 17 -- Median Gross Rent By Household Colton city, California



Source: Data Set: Census 2000 Summary File 3 (SF 3) - Sample Data -- HCT37B. MEDIAN GROSS RENT (DOLLARS) (BLACK OR AFRICAN AMERICAN ALONE HOUSEHOLDER) [1] - Universe: Specified renter-occupied housing units paying cash rent with a householder who is Black or African American alone; HCT37I. MEDIAN GROSS RENT (DOLLARS) (WHITE ALONE, NOT HISPANIC OR LATINO HOUSEHOLDER) [1] - Universe: Specified renter-occupied housing units paying cash rent with a householder who is White alone, not Hispanic or Latino.

# Chart 18 -- Median Home Value By Household Colton city, California



Source: Data Set: Census 2000 Summary File 3 (SF 3) - Sample Data -- HCT42B. MEDIAN VALUE (DOLLARS) (BLACK OR AFRICAN AMERICAN ALONE HOUSEHOLDER) [1] - Universe: Specified owner-occupied housing units with a householder who is Black or African American alone; HCT42I. MEDIAN VALUE (DOLLARS) (WHITE ALONE, NOT HISPANIC OR LATINO HOUSEHOLDER) [1] - Universe: Specified owner-occupied housing units with a householder who is White alone, not Hispanic or Latino.

## HOUSEHOLDS BY AGE OF HOUSEHOLDER BY HOUSEHOLD TYPE (INCLUDING LIVING ALONE) BY PRESENCE OF OWN CHILDREN UNDER 18 YEARS

Source data for Chart 1

|   | African American           | White, Not Hispanic        |
|---|----------------------------|----------------------------|
|   | Colton city,<br>California | Colton city,<br>California |
| Total:                                  | 2,142                      | 4,233                      |
| Householder 15 to 64 years:             | 2,077                      | 3,475                      |
| Family households:                      | 1,478                      | 2,240                      |
| Married-couple family:                  | 525                        | 1,607                      |
| With own children under 18 years        | 308                        | 920                        |
| No own children under 18 years          | 217                        | 687                        |
| Other family:                           | 953                        | 633                        |
| Male householder, no wife present:      | 142                        | 169                        |
| With own children under 18 years        | 103                        | 90                         |
| No own children under 18 years          | 39                         | 79                         |
| Female householder, no husband present: | 811                        | 464                        |
| With own children under 18 years        | 664                        | 326                        |
| No own children under 18 years          | 147                        | 138                        |
| Nonfamily households:                   | 599                        | 1,235                      |
| Householder living alone                | 479                        | 988                        |
| Householder not living alone            | 120                        | 247                        |
| Householder 65 years and over:          | 65                         | 758                        |
| Family households:                      | 32                         | 345                        |
| Married-couple family:                  | 15                         | 208                        |
| With own children under 18 years        | 0                          | 0                          |
| No own children under 18 years          | 15                         | 208                        |
| Other family:                           | 17                         | 137                        |
| Male householder, no wife present:      | 17                         | 28                         |
| With own children under 18 years        | 17                         | 0                          |
| No own children under 18 years          | 0                          | 28                         |
| Female householder, no husband present: | 0                          | 109                        |
| With own children under 18 years        | 0                          | 0                          |
| No own children under 18 years          | 0                          | 109                        |
| Nonfamily households:                   | 33                         | 413                        |
| Householder living alone                | 33                         | 403                        |
| Householder not living alone            | 0                          | 10                         |

Source: Data Set: Census 2000 Summary File 3 (SF 3) - Sample Data - P146B. HOUSEHOLDS BY AGE OF HOUSEHOLDER BY HOUSEHOLD TYPE (INCLUDING LIVING ALONE) BY PRESENCE OF OWN CHILDREN UNDER 18 YEARS (BLACK OR AFRICAN AMERICAN ALONE HOUSEHOLDER) [31] - Universe: Households with a householder who is Black or African American alone; P146I. HOUSEHOLDS BY AGE OF HOUSEHOLDER BY HOUSEHOLD TYPE (INCLUDING LIVING ALONE) BY PRESENCE OF OWN CHILDREN UNDER 18 YEARS (WHITE ALONE, NOT HISPANIC OR LATINO HOUSEHOLDER) [31] - Universe: Households with a householder who is White alone, not Hispanic or Latino.

## SCHOOL ENROLLMENT BY LEVEL OF SCHOOL BY TYPE OF SCHOOL FOR THE POPULATION 3 YEARS AND OVER

**Source data for Chart 2**

|  | African American<br>Colton city,<br>California | White, Not Hispanic<br>Colton city,<br>California |
|--|--|---|
| Total:                                 | 5,183  | 9,497   |
| Enrolled in nursery school, preschool: | 115  | 103   |
| Public school                          | 101  | 54  |
| Private school                         | 14   | 49  |
| Enrolled in kindergarten:              | 160  | 126   |
| Public school                          | 149  | 120   |
| Private school                         | 11   | 6   |
| Enrolled in grade 1 to grade 8:        | 1,071  | 1,009   |
| Public school                          | 1,023  | 907   |
| Private school                         | 48   | 102   |
| Enrolled in grade 9 to grade 12:       | 297  | 427   |
| Public school                          | 278  | 401   |
| Private school                         | 19   | 26  |
| Enrolled in college:                   | 598  | 905   |
| Public school                          | 443  | 601   |
| Private school                         | 155  | 304   |
| Not enrolled in school                 | 2,942  | 6,927   |

*Source: Data Set: Census 2000 Summary File 3 (SF 3) - Sample Data - P146B. HOUSEHOLDS BY AGE OF HOUSEHOLDER BY HOUSEHOLD TYPE (INCLUDING LIVING ALONE) BY PRESENCE OF OWN CHILDREN UNDER 18 YEARS (BLACK OR AFRICAN AMERICAN ALONE HOUSEHOLDER) [31] - Universe: Households with a householder who is Black or African American alone; P146I. HOUSEHOLDS BY AGE OF HOUSEHOLDER BY HOUSEHOLD TYPE (INCLUDING LIVING ALONE) BY PRESENCE OF OWN CHILDREN UNDER 18 YEARS (WHITE ALONE, NOT HISPANIC OR LATINO HOUSEHOLDER) [31] - Universe: Households with a householder who is White alone, not Hispanic or Latino.*

## SEX BY EDUCATIONAL ATTAINMENT FOR THE POPULATION 25 YEARS AND OVER

### Source data for Chart 3

|   | African American           | White, Not Hispanic        |
|---|----------------------------|----------------------------|
|   | Colton city,<br>California | Colton city,<br>California |
| Total:                                      | 2,822                      | 6,692                      |
| Male:                                       | 1,233                      | 3,214                      |
| Less than 9th grade                         | 55                         | 119                        |
| 9th to 12th grade, no diploma               | 166                        | 307                        |
| High school graduate (includes equivalency) | 336                        | 807                        |
| Some college, no degree                     | 383                        | 979                        |
| Associate degree                            | 177                        | 359                        |
| Bachelor's degree                           | 64                         | 372                        |
| Graduate or professional degree             | 52                         | 271                        |
| Female:                                     | 1,589                      | 3,478                      |
| Less than 9th grade                         | 18                         | 83                         |
| 9th to 12th grade, no diploma               | 177                        | 317                        |
| High school graduate (includes equivalency) | 308                        | 1,049                      |
| Some college, no degree                     | 636                        | 1,108                      |
| Associate degree                            | 190                        | 333                        |
| Bachelor's degree                           | 160                        | 454                        |
| Graduate or professional degree             | 100                        | 134                        |

Source: Data Set: Census 2000 Summary File 3 (SF 3) - Sample Data -- P148B. SEX BY EDUCATIONAL ATTAINMENT FOR THE POPULATION 25 YEARS AND OVER (BLACK OR AFRICAN AMERICAN ALONE) [17] - Universe: Black or African American alone 25 years and over; P148I. SEX BY EDUCATIONAL ATTAINMENT FOR THE POPULATION 25 YEARS AND OVER (WHITE ALONE, NOT HISPANIC OR LATINO) [17] - Universe: White alone, not Hispanic or Latino population 25 years and over.

## SEX BY EMPLOYMENT STATUS FOR THE POPULATION 16 YEARS AND OVER

Source data for Charts 4 and 5

|                    | African American           | White, Not Hispanic        |
|--------------------|----------------------------|----------------------------|
|                    | Colton city,<br>California | Colton city,<br>California |
| Total:             | 3,577                      | 7,866                      |
| Male:              | 1,521                      | 3,727                      |
| In labor force:    | 1,224                      | 2,741                      |
| In Armed Forces    | 11                         | 0                          |
| Civilian:          | 1,213                      | 2,741                      |
| Employed           | 1,040                      | 2,636                      |
| Unemployed         | 173                        | 105                        |
| Not in labor force | 297                        | 986                        |
| Female:            | 2,056                      | 4,139                      |
| In labor force:    | 1,435                      | 2,561                      |
| In Armed Forces    | 0                          | 8                          |
| Civilian:          | 1,435                      | 2,553                      |
| Employed           | 1,328                      | 2,365                      |
| Unemployed         | 107                        | 188                        |
| Not in labor force | 621                        | 1,578                      |

*Source: Data Set: Census 2000 Summary File 3 (SF 3) - Sample Data -- P150B. SEX BY EMPLOYMENT STATUS FOR THE POPULATION 16 YEARS AND OVER (BLACK OR AFRICAN AMERICAN ALONE) [15] - Universe: Black or African American alone 16 years and over; P150I. SEX BY EMPLOYMENT STATUS FOR THE POPULATION 16 YEARS AND OVER (WHITE ALONE, NOT HISPANIC OR LATINO) [15] - Universe: White alone, not Hispanic or Latino population 16 years and over.*

## HOUSEHOLD INCOME IN 1999

### Source data for Chart 6

|                        | African American           | White, Not Hispanic        |
|------------------------|----------------------------|----------------------------|
|                        | Colton city,<br>California | Colton city,<br>California |
| Total:                 | 2,142                      | 4,233                      |
| Less than \$10,000     | 349                        | 316                        |
| \$10,000 to \$14,999   | 186                        | 366                        |
| \$15,000 to \$19,999   | 220                        | 266                        |
| \$20,000 to \$24,999   | 136                        | 353                        |
| \$25,000 to \$29,999   | 140                        | 329                        |
| \$30,000 to \$34,999   | 171                        | 288                        |
| \$35,000 to \$39,999   | 107                        | 368                        |
| \$40,000 to \$44,999   | 119                        | 268                        |
| \$45,000 to \$49,999   | 89                         | 300                        |
| \$50,000 to \$59,999   | 170                        | 331                        |
| \$60,000 to \$74,999   | 211                        | 411                        |
| \$75,000 to \$99,999   | 152                        | 409                        |
| \$100,000 to \$124,999 | 26                         | 115                        |
| \$125,000 to \$149,999 | 15                         | 71                         |
| \$150,000 to \$199,999 | 24                         | 18                         |
| \$200,000 or more      | 27                         | 24                         |

Source: Data Set: Census 2000 Summary File 3 (SF 3) - Sample Data -- P151B. HOUSEHOLD INCOME IN 1999 (BLACK OR AFRICAN AMERICAN ALONE HOUSEHOLDER) [17] - Universe: Households with a householder who is Black or African American alone; P151I. HOUSEHOLD INCOME IN 1999 (WHITE ALONE, NOT HISPANIC OR LATINO HOUSEHOLDER) [17] - Universe: Households with a householder who is White alone, not Hispanic or Latino.



## MEDIAN FAMILY INCOME IN 1999

### Source data for Chart 7

|                              | African American           | White, Not Hispanic        |
|------------------------------|----------------------------|----------------------------|
|                              | Colton city,<br>California | Colton city,<br>California |
| Median family income in 1999 | \$ 31,799                  | \$ 46,222                  |

Source: Data Set: Census 2000 Summary File 3 (SF 3) - Sample Data -- P155B. MEDIAN FAMILY INCOME IN 1999 (DOLLARS) (BLACK OR AFRICAN AMERICAN ALONE HOUSEHOLDER) [1] - Universe: Families with a householder who is Black or African American alone ; P155I. MEDIAN FAMILY INCOME IN 1999 (DOLLARS) (WHITE ALONE, NOT HISPANIC OR LATINO HOUSEHOLDER) [1] - Universe: Families with a householder who is White alone, not Hispanic or Latino.

## PER CAPITA INCOME IN 1999

### Source data for Chart 8

|                           | African American           | White, Not Hispanic        |
|---------------------------|----------------------------|----------------------------|
|                           | Colton city,<br>California | Colton city,<br>California |
| Per capita income in 1999 | \$ 14,260                  | \$ 19,519                  |

Source: Data Set: Census 2000 Summary File 3 (SF 3) - Sample Data -- P157B. PER CAPITA INCOME IN 1999 (DOLLARS) (BLACK OR AFRICAN AMERICAN ALONE) [1] - Universe: Black or African American alone; P157I. PER CAPITA INCOME IN 1999 (DOLLARS) (WHITE ALONE, NOT HISPANIC OR LATINO) [1] - Universe: White alone, not Hispanic or Latino population.

## POVERTY STATUS IN 1999 BY AGE

### Source data for Chart 9

|   | African American           | White, Not Hispanic        |
|---|----------------------------|----------------------------|
|   | Colton city,<br>California | Colton city,<br>California |
| Total:                                    | 5,501                      | 9,688                      |
| Income in 1999 below poverty level:       | 1,244                      | 1,115                      |
| Under 5 years                             | 182                        | 110                        |
| 5 years                                   | 23                         | 34                         |
| 6 to 11 years                             | 195                        | 148                        |
| 12 to 17 years                            | 141                        | 74                         |
| 18 to 64 years                            | 692                        | 659                        |
| 65 to 74 years                            | 11                         | 46                         |
| 75 years and over                         | 0                          | 44                         |
| Income in 1999 at or above poverty level: | 4,257                      | 8,573                      |
| Under 5 years                             | 396                        | 517                        |
| 5 years                                   | 76                         | 79                         |
| 6 to 11 years                             | 672                        | 618                        |
| 12 to 17 years                            | 367                        | 531                        |
| 18 to 64 years                            | 2,674                      | 5,797                      |
| 65 to 74 years                            | 49                         | 524                        |
| 75 years and over                         | 23                         | 507                        |

Source: Data Set: Census 2000 Summary File 3 (SF 3) - Sample Data -- P159B. POVERTY STATUS IN 1999 BY AGE (BLACK OR AFRICAN AMERICAN ALONE) [17] - Universe: Black or African American alone for whom poverty status is determined;P159I. POVERTY STATUS IN 1999 BY AGE (WHITE ALONE, NOT HISPANIC OR LATINO) [17] - Universe: White alone, not Hispanic or Latino population for whom poverty status is determined.

## MEDIAN EARNINGS IN 1999

### Source data for Chart 10

|   | African American           | White, Not Hispanic        |
|---|----------------------------|----------------------------|
|   | Colton city,<br>California | Colton city,<br>California |
| Median earnings in 1999 --              |                            |                            |
| Worked full-time, year-round in 1999 -- |                            |                            |
| Total                                   | \$ 30,215                  | \$ 31,605                  |
| Male                                    | \$ 32,599                  | \$ 35,571                  |
| Female                                  | \$ 27,849                  | \$ 26,343                  |
| Other --                                |                            |                            |
| Total                                   | \$ 15,158                  | \$ 11,068                  |
| Male                                    | \$ 16,667                  | \$ 12,475                  |
| Female                                  | \$ 13,750                  | \$ 10,127                  |

Source: Data Set: Census 2000 Summary File 3 (SF 3) - Sample Data -- PCT74B. MEDIAN EARNINGS IN 1999 (DOLLARS) BY WORK EXPERIENCE IN 1999 BY SEX FOR THE POPULATION 16 YEARS AND OVER WITH EARNINGS (BLACK OR AFRICAN AMERICAN ALONE) [6] - Universe: Black or African American alone 16 years and over with earnings in 1999; PCT74I. MEDIAN EARNINGS IN 1999 (DOLLARS) BY WORK EXPERIENCE IN 1999 BY SEX FOR THE POPULATION 16 YEARS AND OVER WITH EARNINGS (WHITE ALONE, NOT HISPANIC OR LATINO) [6] - Universe: White alone, not Hispanic or Latino population 16 years and over with earnings in 1999.

## TENURE BY RACE OF HOUSEHOLDER

### Source data for Chart 11

|   | <b>Colton city,<br/>California</b> |
|---|------------------------------------|
| Total:  | 14,586                             |
| Owner occupied:   | 7,628                              |
| Householder who is White alone                                      | 4,117                              |
| <b>Householder who is Black or African American alone</b>           | <b>516</b>                         |
| Householder who is American Indian and Alaska Native alone          | 61                                 |
| Householder who is Asian alone                                      | 432                                |
| Householder who is Native Hawaiian and Other Pacific Islander alone | 31                                 |
| Householder who is Some other race alone                            | 2,182                              |
| Householder who is Two or more races                                | 289                                |
| Renter occupied:  | 6,958                              |
| Householder who is White alone                                      | 2,805                              |
| <b>Householder who is Black or African American alone</b>           | <b>1,453</b>                       |
| Householder who is American Indian and Alaska Native alone          | 132                                |
| Householder who is Asian alone                                      | 319                                |
| Householder who is Native Hawaiian and Other Pacific Islander alone | 13                                 |
| Householder who is Some other race alone                            | 2,014                              |
| Householder who is Two or more races                                | 222                                |

### White alone, not Hispanic

### White, Not Hispanic

|                 |  | <b>Colton city,<br/>California</b> |
|-----------------|--|------------------------------------|
| Total:          |  | 4,143                              |
| Owner occupied  |  | 2,311                              |
| Renter occupied |  | 1,832                              |

Source: Data Set: Census 2000 Summary File 3 (SF 3) - Sample Data -- H11. TENURE BY RACE OF HOUSEHOLDER [17] - Universe: Occupied housing units; H13. TENURE (WHITE ALONE, NOT HISPANIC OR LATINO HOUSEHOLDER) [3] - Universe: Occupied housing units with a householder who is White alone, not Hispanic or Latino.

## OCCUPANTS PER ROOM

### Source data for Chart 12

|                                 | African American           | White, Not Hispanic        |
|---------------------------------|----------------------------|----------------------------|
|                                 | Colton city,<br>California | Colton city,<br>California |
| Total:                          | 1,969                      | 4,143                      |
| 1.00 or less occupants per room | 1,706                      | 3,880                      |
| 1.01 or more occupants per room | 263                        | 263                        |

Source: Data Set: Census 2000 Summary File 3 (SF 3) - Sample Data -- HCT29B. OCCUPANTS PER ROOM (BLACK OR AFRICAN AMERICAN ALONE HOUSEHOLDER) [3] - Universe: Occupied housing units with a householder who is Black or African American alone; HCT29I. OCCUPANTS PER ROOM (WHITE ALONE, NOT HISPANIC OR LATINO HOUSEHOLDER) [3] - Universe: Occupied housing units with a householder who is White alone, not Hispanic or Latino.

## TELEPHONE SERVICE AVAILABLE

### Source data for Chart 13

|                                  | African American           | White, Not Hispanic        |
|----------------------------------|----------------------------|----------------------------|
|                                  | Colton city,<br>California | Colton city,<br>California |
| Total:                           | 1,969                      | 4,143                      |
| With telephone service available | 1,899                      | 4,084                      |
| No telephone service available   | 70                         | 59                         |

Source: Data Set: Census 2000 Summary File 3 (SF 3) - Sample Data -- HCT32B. TELEPHONE SERVICE AVAILABLE (BLACK OR AFRICAN AMERICAN ALONE HOUSEHOLDER) [3] - Universe: Occupied housing units with a householder who is Black or African American alone; HCT32I. TELEPHONE SERVICE AVAILABLE (WHITE ALONE, NOT HISPANIC OR LATINO HOUSEHOLDER) [3] - Universe: Occupied housing units with a householder who is White alone, not Hispanic or Latino.

## VEHICLES AVAILABLE

### Source data for Chart 14

|                              | African American           | White, Not Hispanic        |
|------------------------------|----------------------------|----------------------------|
|                              | Colton city,<br>California | Colton city,<br>California |
| Total:                       | 1,969                      | 4,143                      |
| No vehicle available         | 308                        | 352                        |
| 1 or more vehicles available | 1,661                      | 3,791                      |

Source: Data Set: Census 2000 Summary File 3 (SF 3) - Sample Data -- HCT33B. VEHICLES AVAILABLE (BLACK OR AFRICAN AMERICAN ALONE HOUSEHOLDER) [3] - Universe: Occupied housing units with a householder who is Black or African American alone;; HCT33I. VEHICLES AVAILABLE (WHITE ALONE, NOT HISPANIC OR LATINO HOUSEHOLDER) [3] - Universe: Occupied housing units with a householder who is White alone, not Hispanic or Latino.

## PLUMBING FACILITIES

### Source data for Chart 15

|                                      | African American           | White, Not Hispanic        |
|--------------------------------------|----------------------------|----------------------------|
|                                      | Colton city,<br>California | Colton city,<br>California |
| Total:                               | 1,969                      | 4,143                      |
| Complete plumbing facilities         | 1,969                      | 4,128                      |
| Lacking complete plumbing facilities | 0                          | 15                         |

Source: Data Set: Census 2000 Summary File 3 (SF 3) - Sample Data -- HCT34B. PLUMBING FACILITIES (BLACK OR AFRICAN AMERICAN ALONE HOUSEHOLDER) [3] - Universe: Occupied housing units with a householder who is Black or African American alone; HCT34I. PLUMBING FACILITIES (WHITE ALONE, NOT HISPANIC OR LATINO HOUSEHOLDER) [3] - Universe: Occupied housing units with a householder who is White alone, not Hispanic or Latino.

## GROSS RENT AS A PERCENTAGE OF HOUSEHOLD INCOME IN 1999

### Source data for Chart 16

|                      | African American           | White, Not Hispanic        |
|----------------------|----------------------------|----------------------------|
|                      | Colton city,<br>California | Colton city,<br>California |
| Total:               | 1,453                      | 1,832                      |
| Less than 10 percent | 32                         | 44                         |
| 10 to 14 percent     | 128                        | 200                        |
| 15 to 19 percent     | 175                        | 317                        |
| 20 to 24 percent     | 221                        | 277                        |
| 25 to 29 percent     | 146                        | 253                        |
| 30 to 34 percent     | 107                        | 145                        |
| 35 to 39 percent     | 77                         | 86                         |
| 40 to 49 percent     | 92                         | 149                        |
| 50 percent or more   | 425                        | 276                        |
| Not computed         | 50                         | 85                         |

Source: Data Set: Census 2000 Summary File 3 (SF 3) - Sample Data -- HCT39B. GROSS RENT AS A PERCENTAGE OF HOUSEHOLD INCOME IN 1999 (BLACK OR AFRICAN AMERICAN ALONE HOUSEHOLDER) [11] - Universe: Specified renter-occupied housing units with a householder who is Black or African American alone; HCT39I. GROSS RENT AS A PERCENTAGE OF HOUSEHOLD INCOME IN 1999 (WHITE ALONE, NOT HISPANIC OR LATINO HOUSEHOLDER) [11] - Universe: Specified renter-occupied housing units with a householder who is White alone, not Hispanic or Latino.

## MEDIAN GROSS RENT

### Source data for Chart 17

|                   | African American           | White, Not Hispanic        |
|-------------------|----------------------------|----------------------------|
|                   | Colton city,<br>California | Colton city,<br>California |
| Median gross rent | \$ 642                     | \$ 609                     |

Source: Data Set: Census 2000 Summary File 3 (SF 3) - Sample Data -- HCT37B. MEDIAN GROSS RENT (DOLLARS) (BLACK OR AFRICAN AMERICAN ALONE HOUSEHOLDER) [1] - Universe: Specified renter-occupied housing units paying cash rent with a householder who is Black or African American alone; HCT37I. MEDIAN GROSS RENT (DOLLARS) (WHITE ALONE, NOT HISPANIC OR LATINO HOUSEHOLDER) [1] - Universe: Specified renter-occupied housing units paying cash rent with a householder who is White alone, not Hispanic or Latino.

## MEDIAN HOME VALUE

### Source data for Chart 18

|              | African American           | White, Not Hispanic        |
|--------------|----------------------------|----------------------------|
|              | Colton city,<br>California | Colton city,<br>California |
| Median value | \$ 121,000                 | \$ 111,700                 |

Source: Data Set: Census 2000 Summary File 3 (SF 3) - Sample Data -- HCT42B. MEDIAN VALUE (DOLLARS) (BLACK OR AFRICAN AMERICAN ALONE HOUSEHOLDER) [1] - Universe: Specified owner-occupied housing units with a householder who is Black or African American alone; HCT42I. MEDIAN VALUE (DOLLARS) (WHITE ALONE, NOT HISPANIC OR LATINO HOUSEHOLDER) [1] - Universe: Specified owner-occupied housing units with a householder who is White alone, not Hispanic or Latino.