

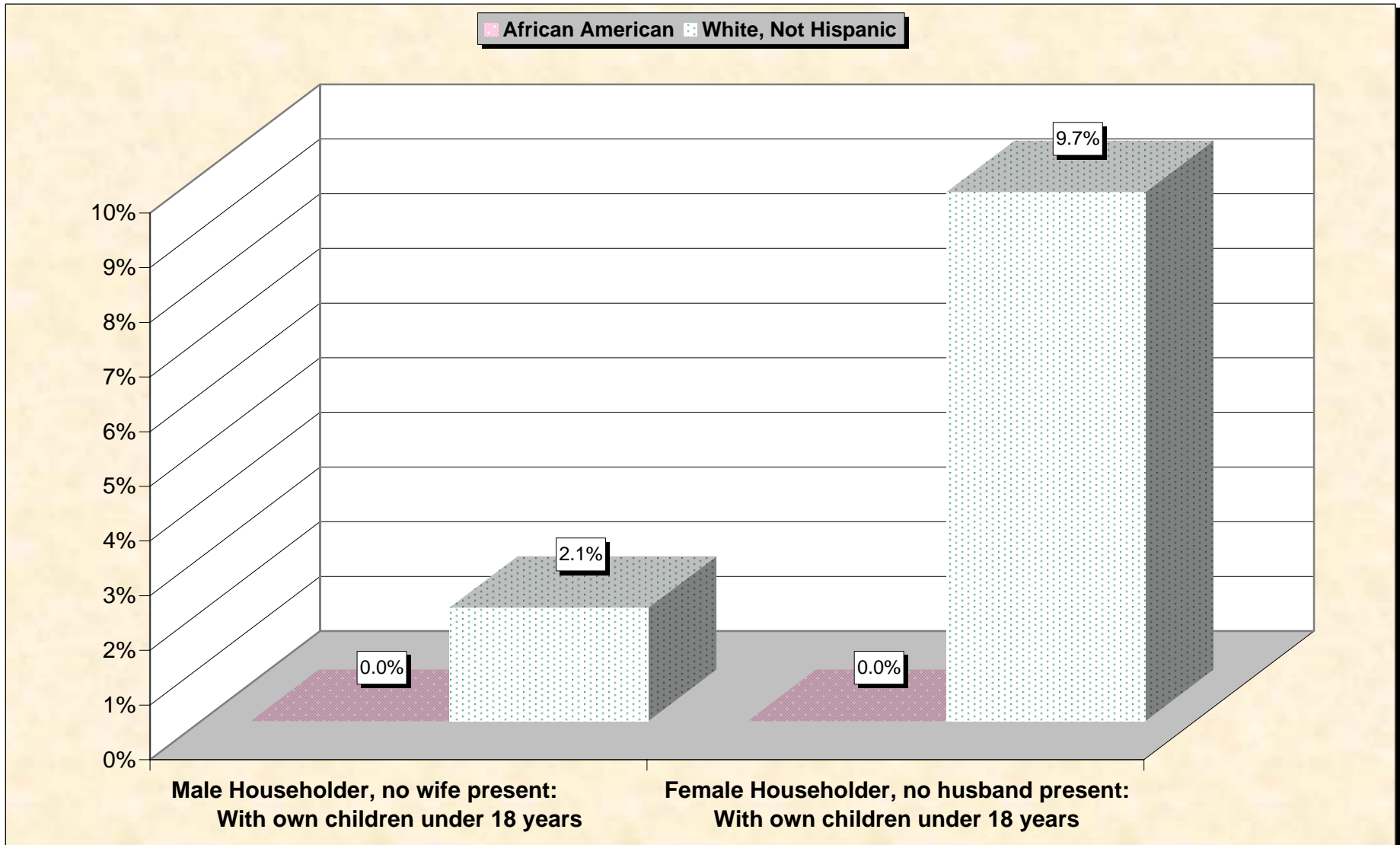
# **Selected Socio-Economic Data**

## **East Richmond Heights CDP, California**

### **African American and White, Not Hispanic**

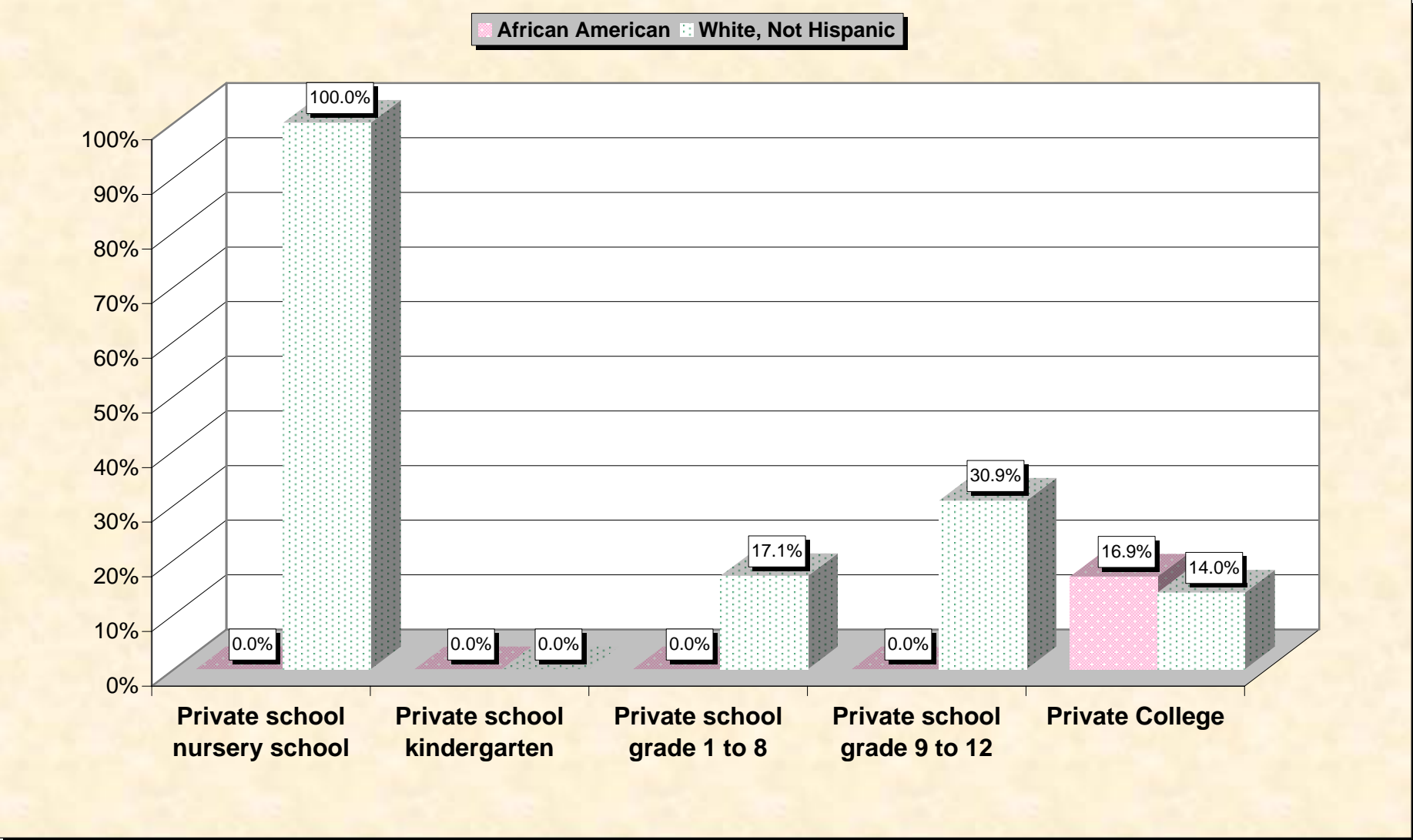
**Data Set: Census 2000 Summary File 3 (SF 3) - Sample Data**

# Chart 1 -- Single-Parent Family Households (Householder 15 to 64 years) East Richmond Heights CDP, California



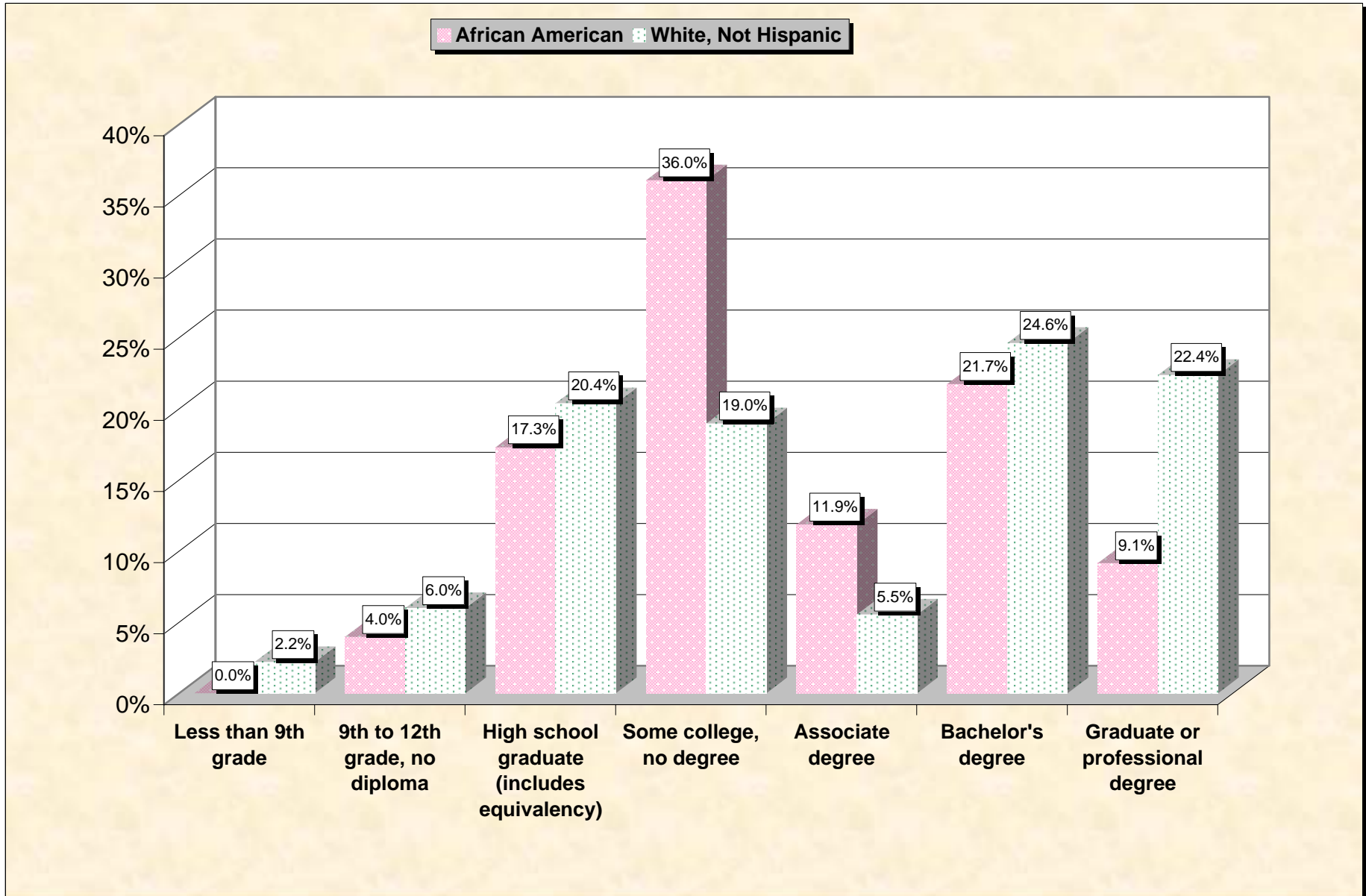
Source: Data Set: Census 2000 Summary File 3 (SF 3) - Sample Data - P146B. HOUSEHOLDS BY AGE OF HOUSEHOLDER BY HOUSEHOLD TYPE (INCLUDING LIVING ALONE) BY PRESENCE OF OWN CHILDREN UNDER 18 YEARS (BLACK OR AFRICAN AMERICAN ALONE HOUSEHOLDER) [31] - Universe: Households with a householder who is Black or African American alone; P146I. HOUSEHOLDS BY AGE OF HOUSEHOLDER BY HOUSEHOLD TYPE (INCLUDING LIVING ALONE) BY PRESENCE OF OWN CHILDREN UNDER 18 YEARS (WHITE ALONE, NOT HISPANIC OR LATINO HOUSEHOLDER) [31] - Universe: Households with a householder who is White alone, not Hispanic or Latino.

# Chart 2 -- Private School Enrollment (3 years and over) East Richmond Heights CDP, California



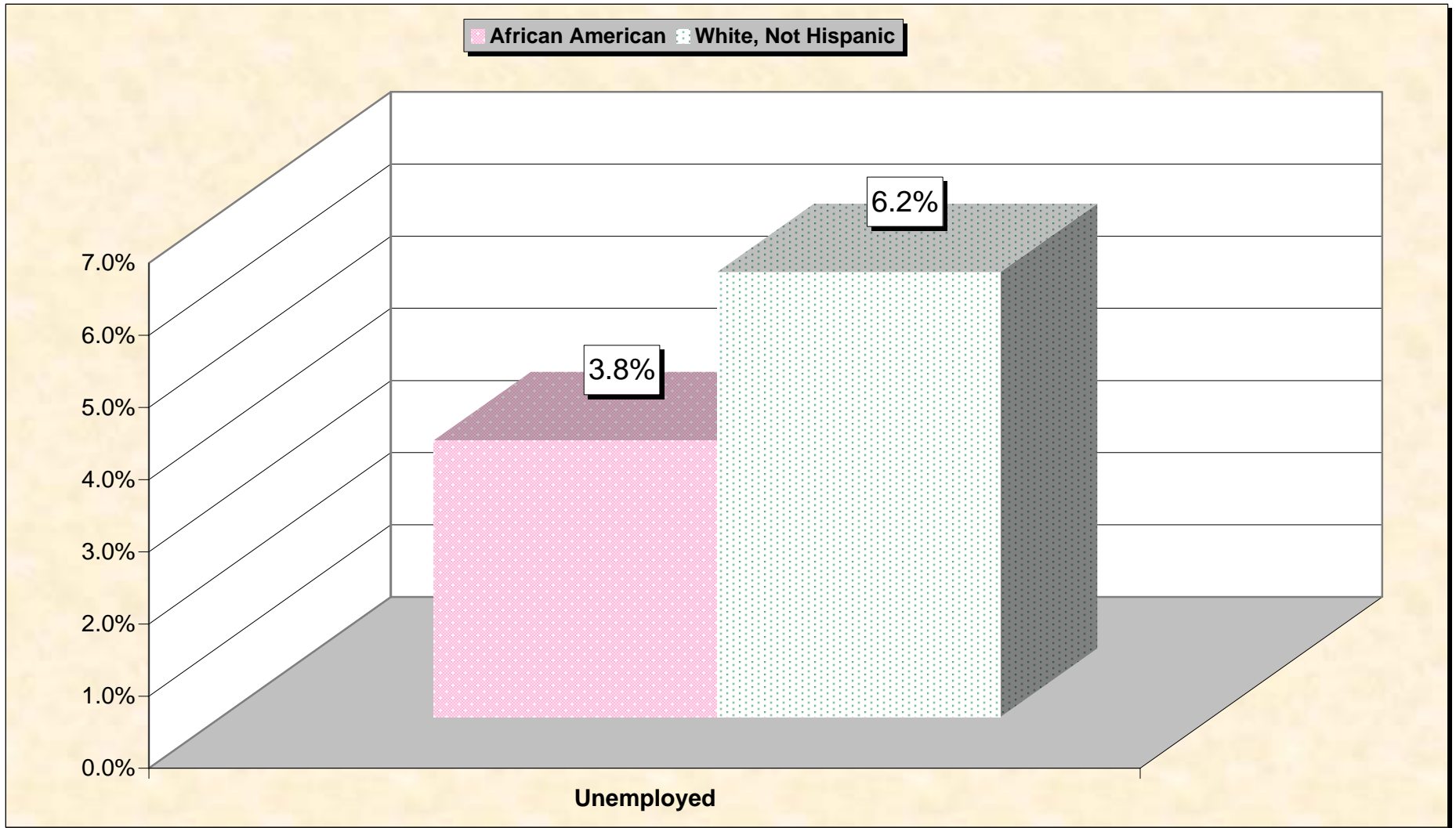
Source: Data Set: Census 2000 Summary File 3 (SF 3) - Sample Data -- P147B. SCHOOL ENROLLMENT BY LEVEL OF SCHOOL BY TYPE OF SCHOOL FOR THE POPULATION 3 YEARS AND OVER (BLACK OR AFRICAN AMERICAN ALONE) [17] - Universe: Black or African American alone 3 years and over; P147I. SCHOOL ENROLLMENT BY LEVEL OF SCHOOL BY TYPE OF SCHOOL FOR THE POPULATION 3 YEARS AND OVER (WHITE ALONE, NOT HISPANIC OR LATINO) [17] - Universe: White alone, not Hispanic or Latino population 3 years and over.

### Chart 3 -- Educational Attainment (25 years and over) East Richmond Heights CDP, California



Source: Data Set: Census 2000 Summary File 3 (SF 3) - Sample Data -- P148B. SEX BY EDUCATIONAL ATTAINMENT FOR THE POPULATION 25 YEARS AND OVER (BLACK OR AFRICAN AMERICAN ALONE) [17] - Universe: Black or African American alone 25 years and over; P148I. SEX BY EDUCATIONAL ATTAINMENT FOR THE POPULATION 25 YEARS AND OVER (WHITE ALONE, NOT HISPANIC OR LATINO) [17] - Universe: White alone, not Hispanic or Latino population 25 years and over.

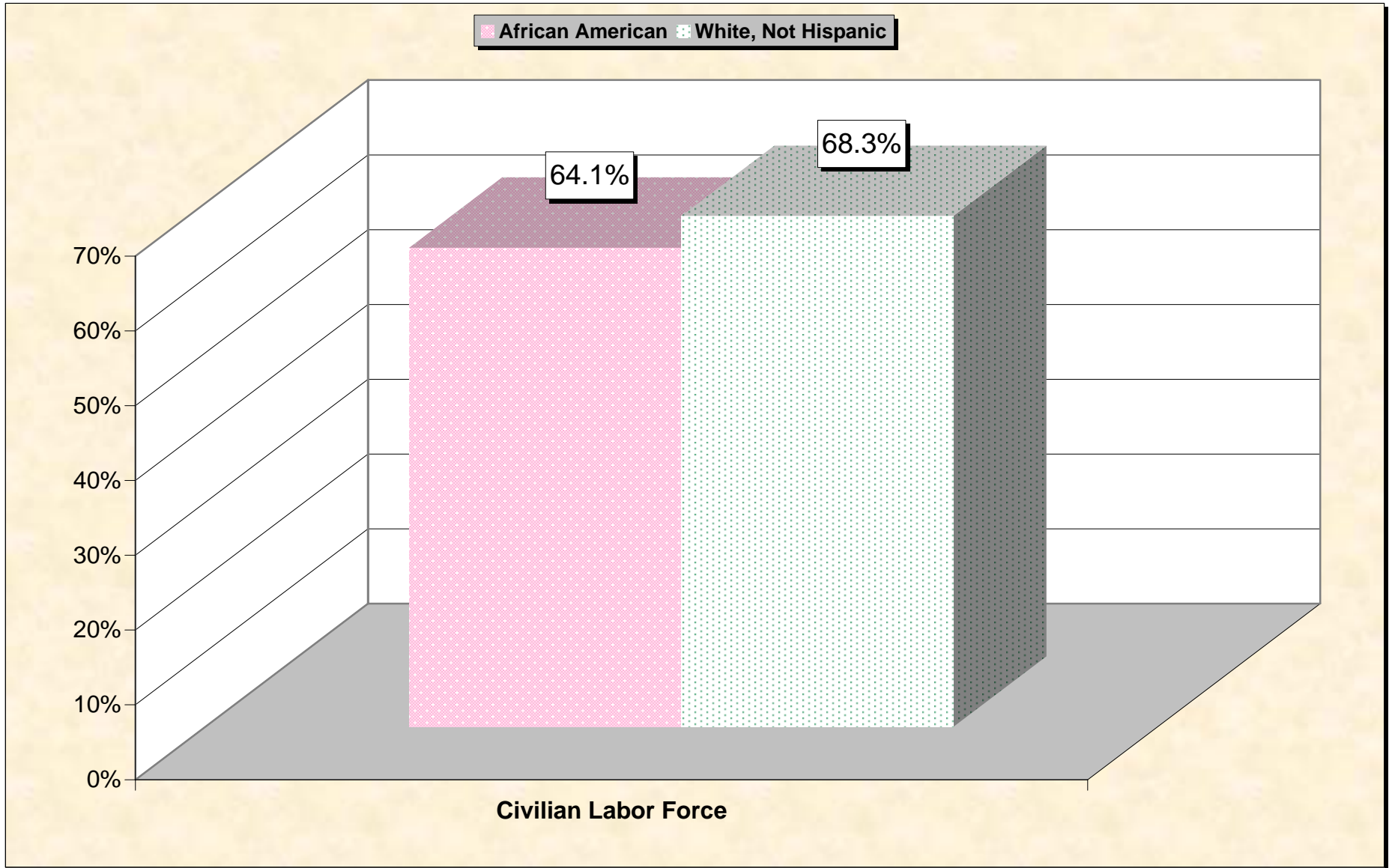
# Chart 4 -- Unemployment Rate (Civilian Labor Force) East Richmond Heights CDP, California



**Note:** Unemployment rate is defined as a percentage of the civilian labor force.

Source: Data Set: Census 2000 Summary File 3 (SF 3) - Sample Data -- P150B. SEX BY EMPLOYMENT STATUS FOR THE POPULATION 16 YEARS AND OVER (BLACK OR AFRICAN AMERICAN ALONE) [15] - Universe: Black or African American alone 16 years and over; P150I. SEX BY EMPLOYMENT STATUS FOR THE POPULATION 16 YEARS AND OVER (WHITE ALONE, NOT HISPANIC OR LATINO) [15] - Universe: White alone, not Hispanic or Latino population 16 years and over.

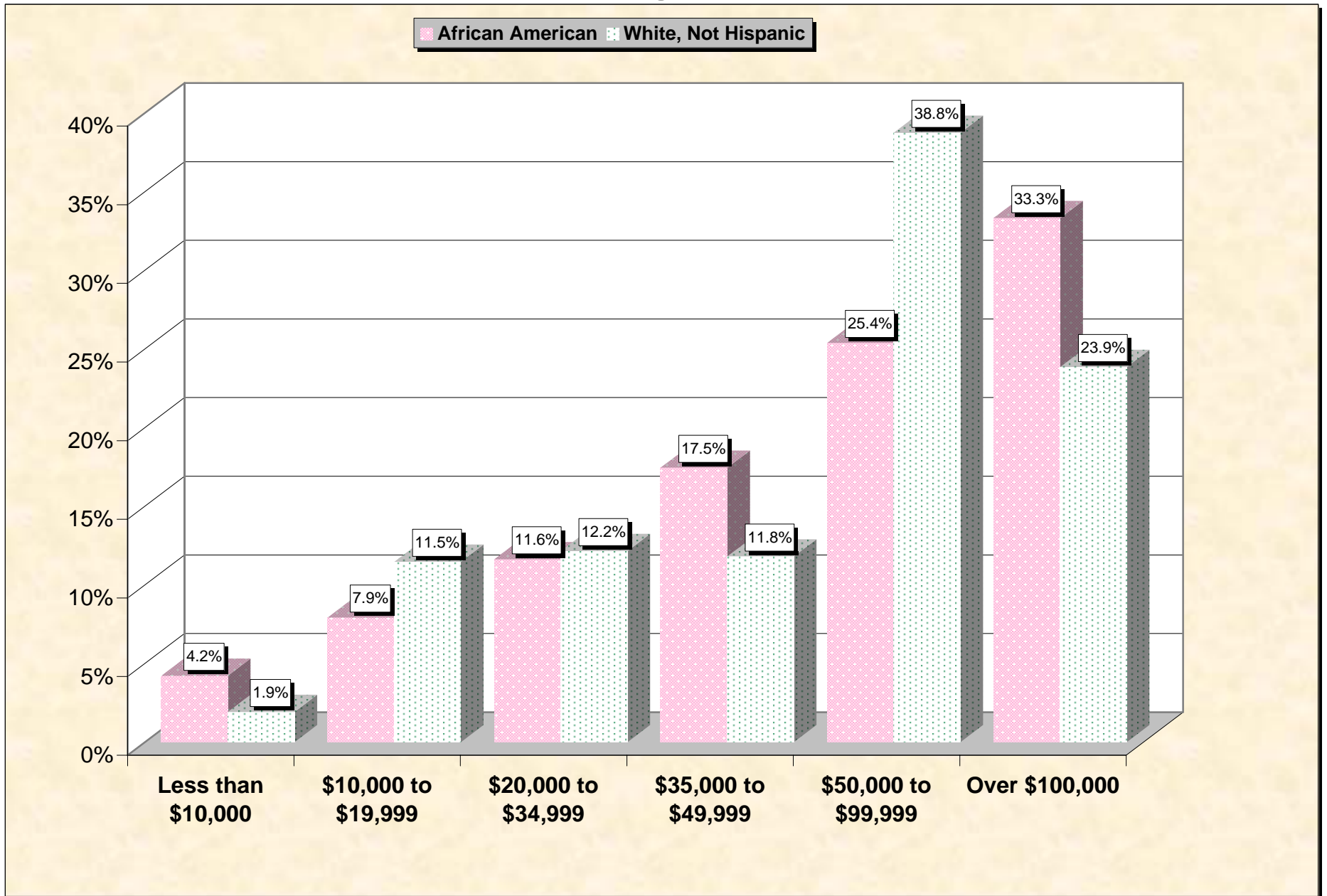
# Chart 5 -- Labor Force Participation (Civilian Labor Force) East Richmond Heights CDP, California



**Note:** Labor force participation rate is defined as a percentage of the civilian population over 16.

Source: Data Set: Census 2000 Summary File 3 (SF 3) - Sample Data -- P150B. SEX BY EMPLOYMENT STATUS FOR THE POPULATION 16 YEARS AND OVER (BLACK OR AFRICAN AMERICAN ALONE) [15] - Universe: Black or African American alone 16 years and over; P150I. SEX BY EMPLOYMENT STATUS FOR THE POPULATION 16 YEARS AND OVER (WHITE ALONE, NOT HISPANIC OR LATINO) [15] - Universe: White alone, not Hispanic or Latino population 16 years and over.

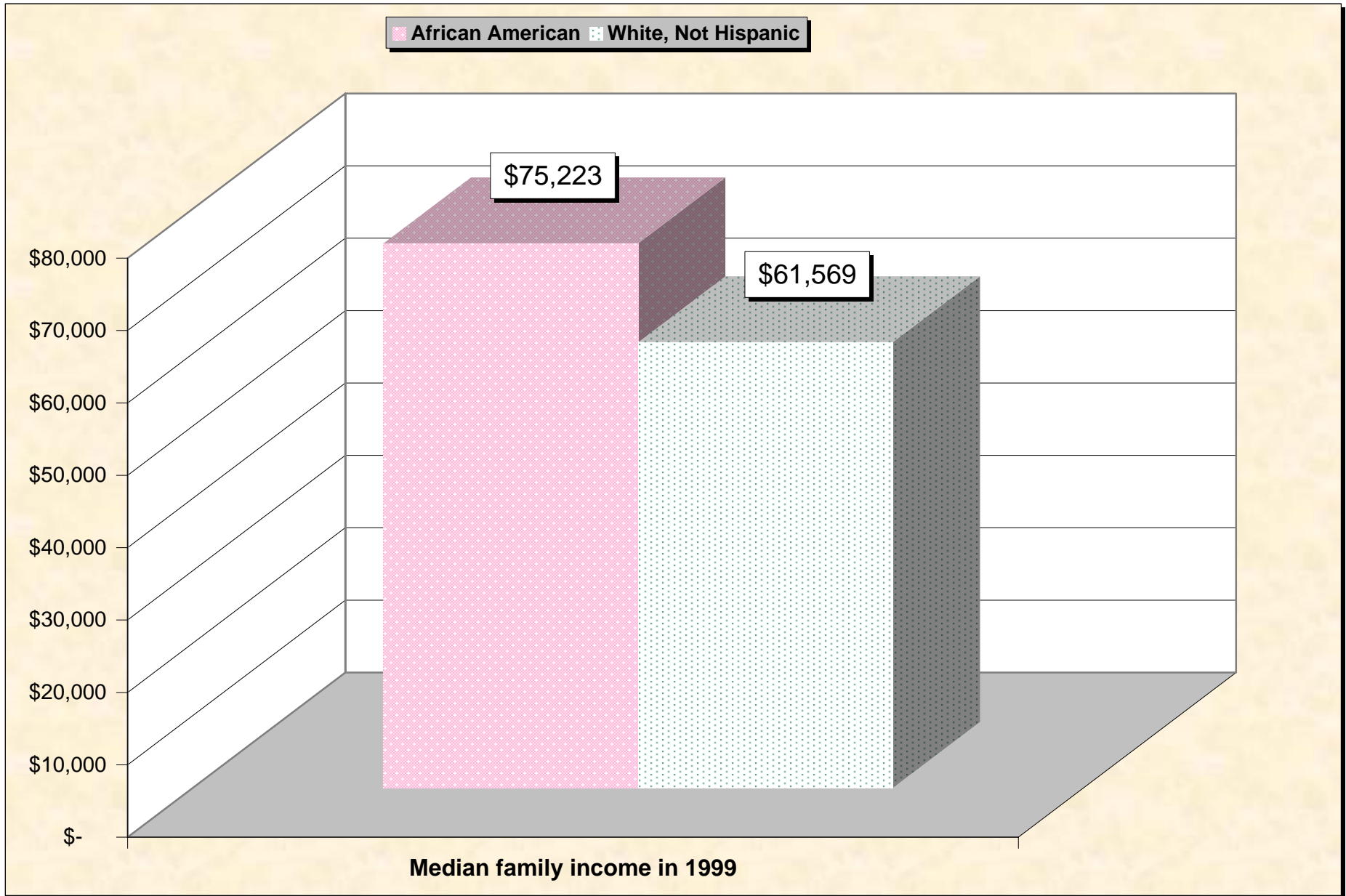
## Chart 6 -- Household Income in 1999 East Richmond Heights CDP, California



Source: Data Set: Census 2000 Summary File 3 (SF 3) - Sample Data -- P151B. HOUSEHOLD INCOME IN 1999 (BLACK OR AFRICAN AMERICAN ALONE HOUSEHOLDER) [17] - Universe: Households with a householder who is Black or African American alone; P151I. HOUSEHOLD INCOME IN 1999 (WHITE ALONE, NOT HISPANIC OR LATINO HOUSEHOLDER) [17] - Universe: Households with a householder who is White alone, not Hispanic or Latino.

# Chart 7 -- Median Family Income In 1999

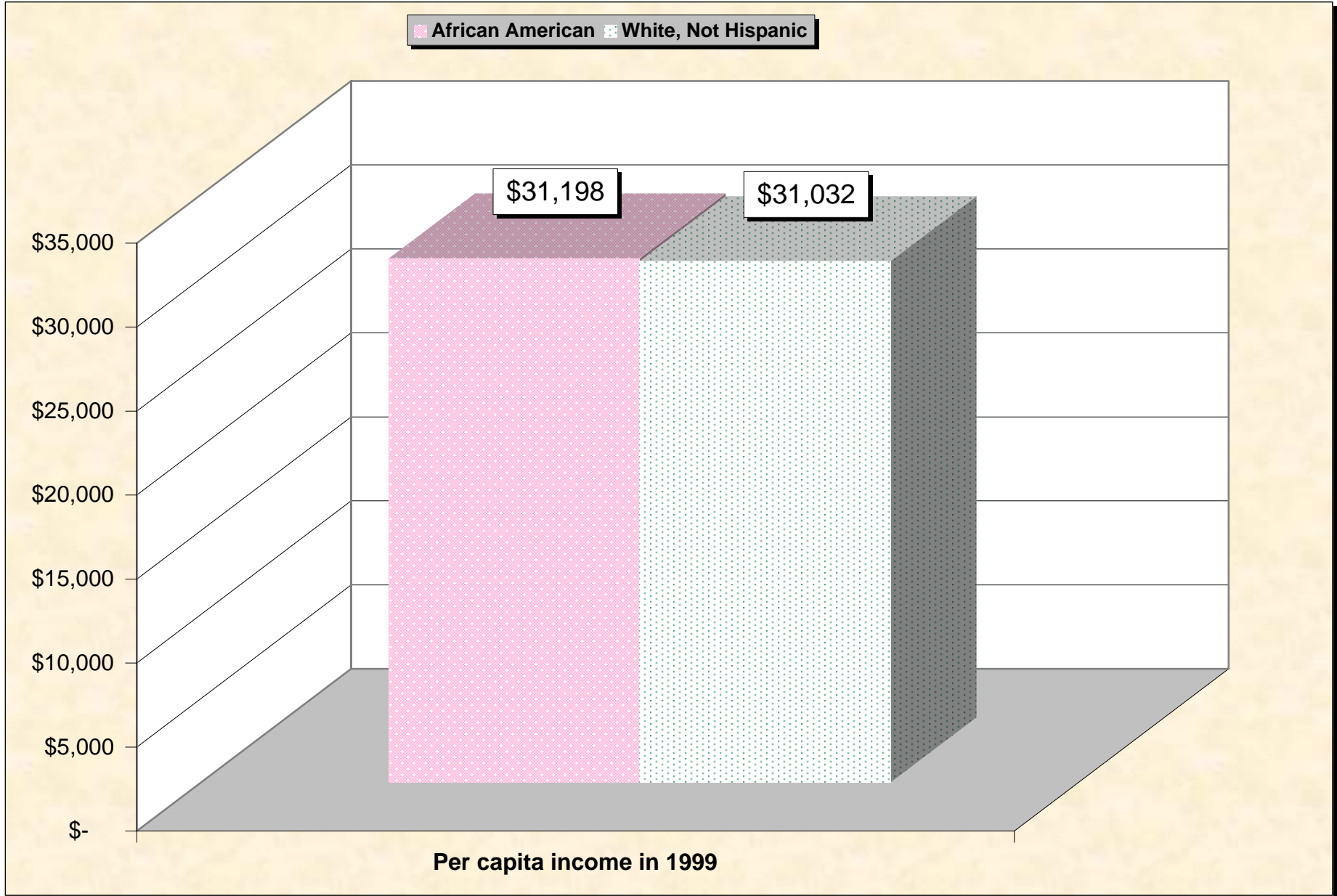
## East Richmond Heights CDP, California



Source: Data Set: Census 2000 Summary File 3 (SF 3) - Sample Data -- P155B. MEDIAN FAMILY INCOME IN 1999 (DOLLARS) (BLACK OR AFRICAN AMERICAN ALONE HOUSEHOLDER) [1] - Universe: Families with a householder who is Black or African American alone ; P155I. MEDIAN FAMILY INCOME IN 1999 (DOLLARS) (WHITE ALONE, NOT HISPANIC OR LATINO HOUSEHOLDER) [1] - Universe: Families with a householder who is White alone, not Hispanic or Latino.

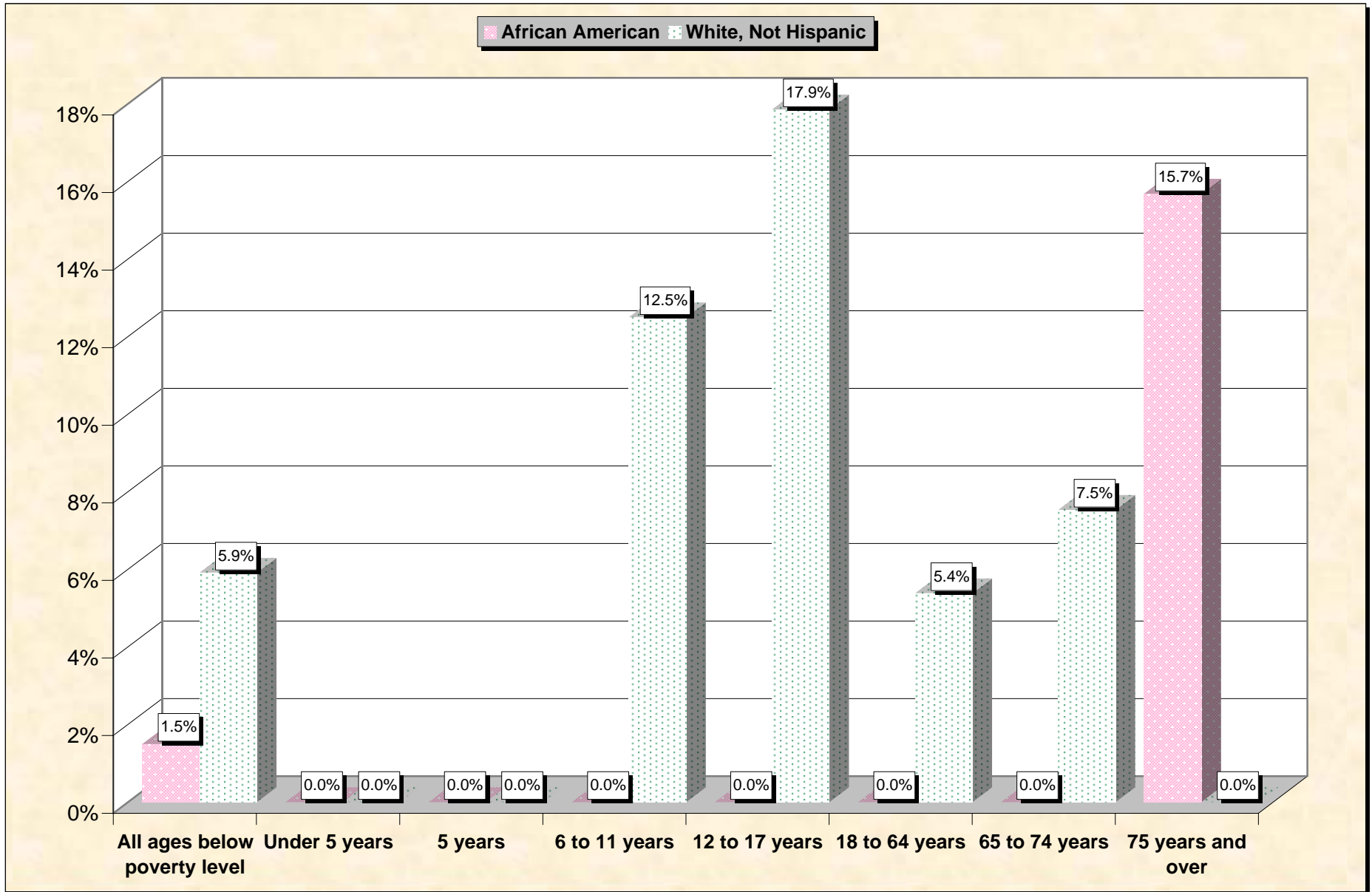


# Chart 8 -- Per Capita Income In 1999 East Richmond Heights CDP, California



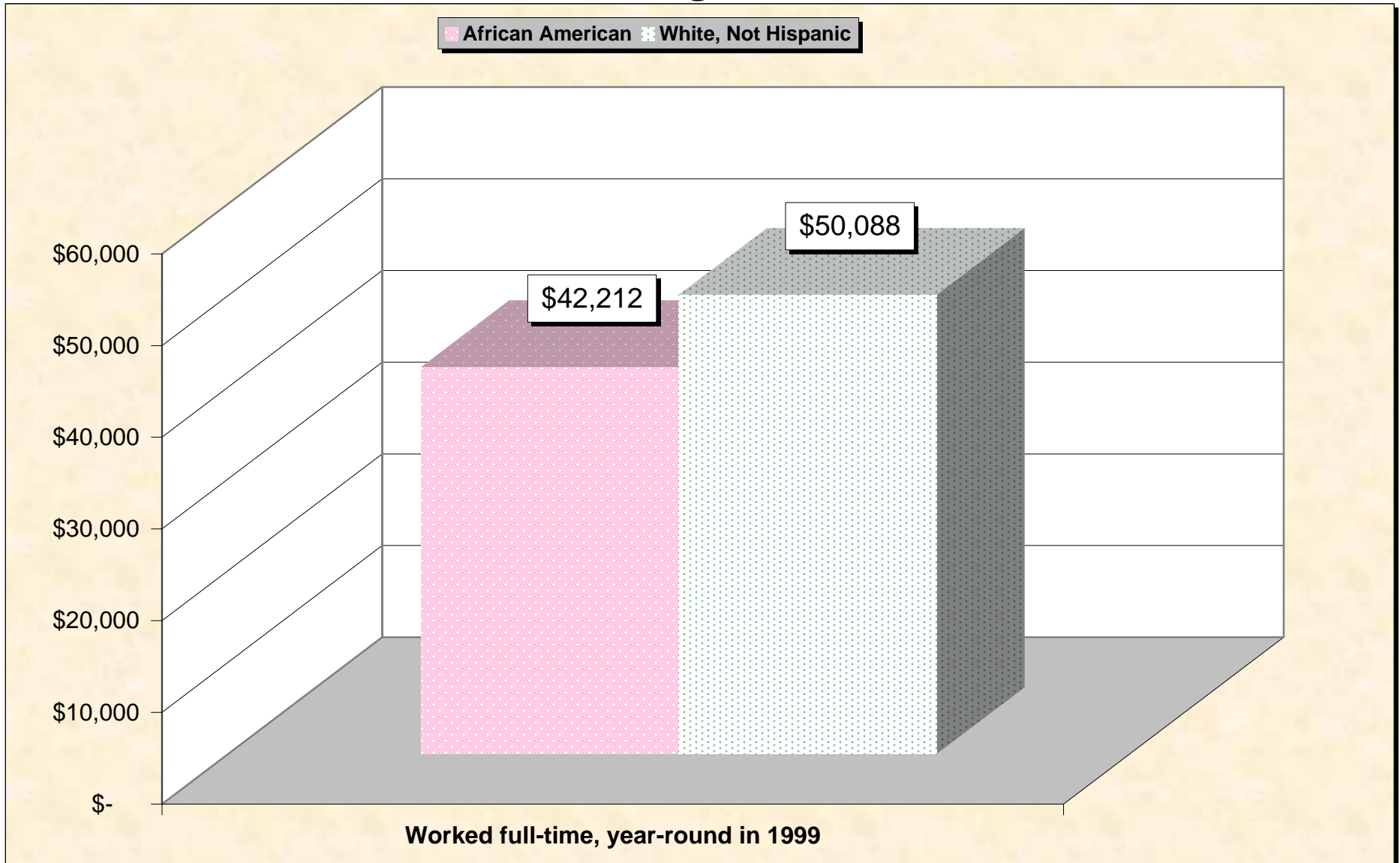
Source: Data Set: Census 2000 Summary File 3 (SF 3) - Sample Data -- P157B. PER CAPITA INCOME IN 1999 (DOLLARS) (BLACK OR AFRICAN AMERICAN ALONE) [1] - Universe: Black or African American alone; P157I. PER CAPITA INCOME IN 1999 (DOLLARS) (WHITE ALONE, NOT HISPANIC OR LATINO) [1] - Universe: White alone, not Hispanic or Latino population.

## Chart 9 -- Income in 1999 Below Poverty Level by Age East Richmond Heights CDP, California



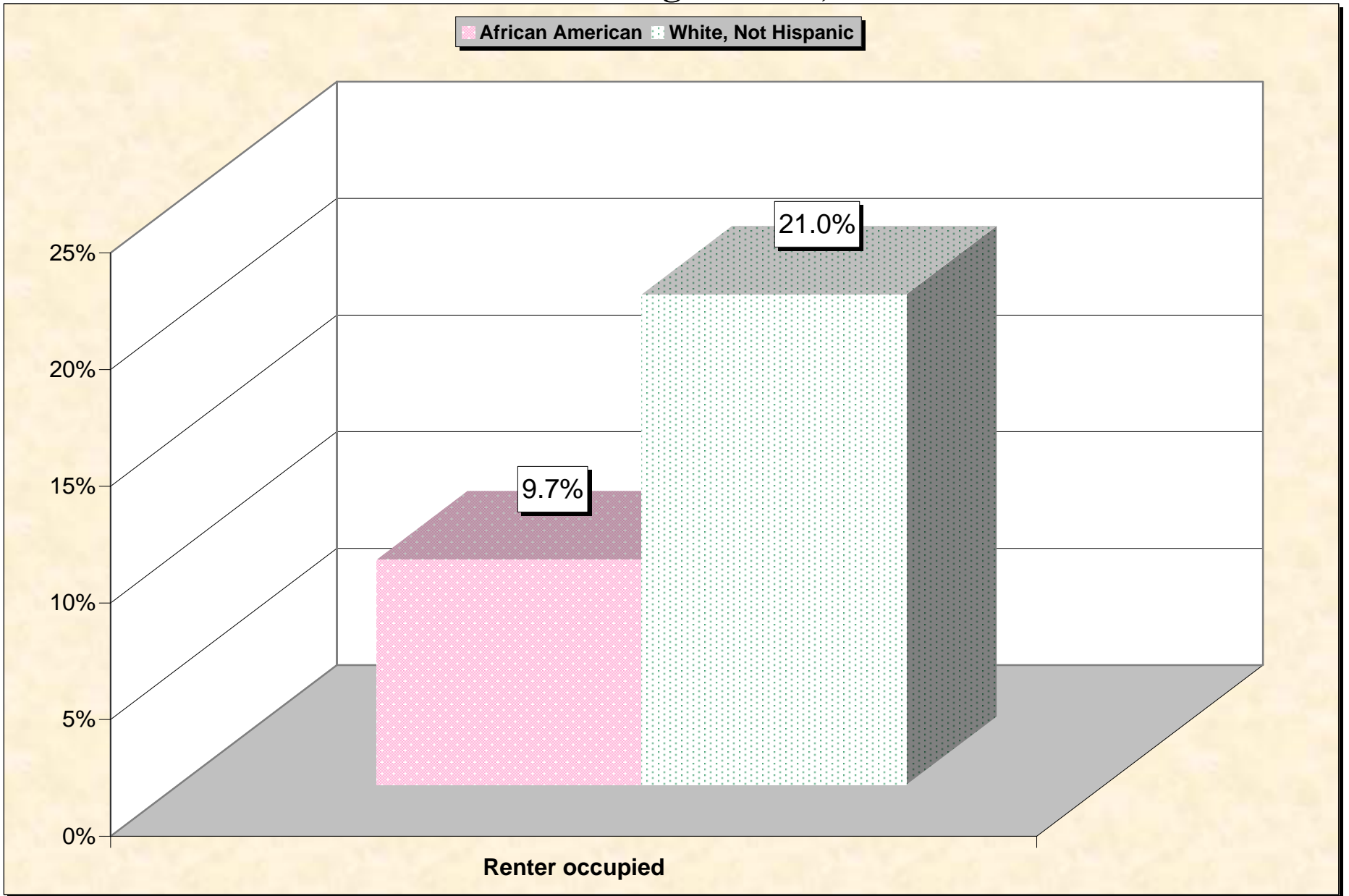
Source: Data Set: Census 2000 Summary File 3 (SF 3) - Sample Data -- P159B. POVERTY STATUS IN 1999 BY AGE (BLACK OR AFRICAN AMERICAN ALONE) [17] - Universe: Black or African American alone for whom poverty status is determined; P159I. POVERTY STATUS IN 1999 BY AGE (WHITE ALONE, NOT HISPANIC OR LATINO) [17] - Universe: White alone, not Hispanic or Latino population for whom poverty status is determined.

# Chart 10 -- Median Earnings in 1999 East Richmond Heights CDP, California



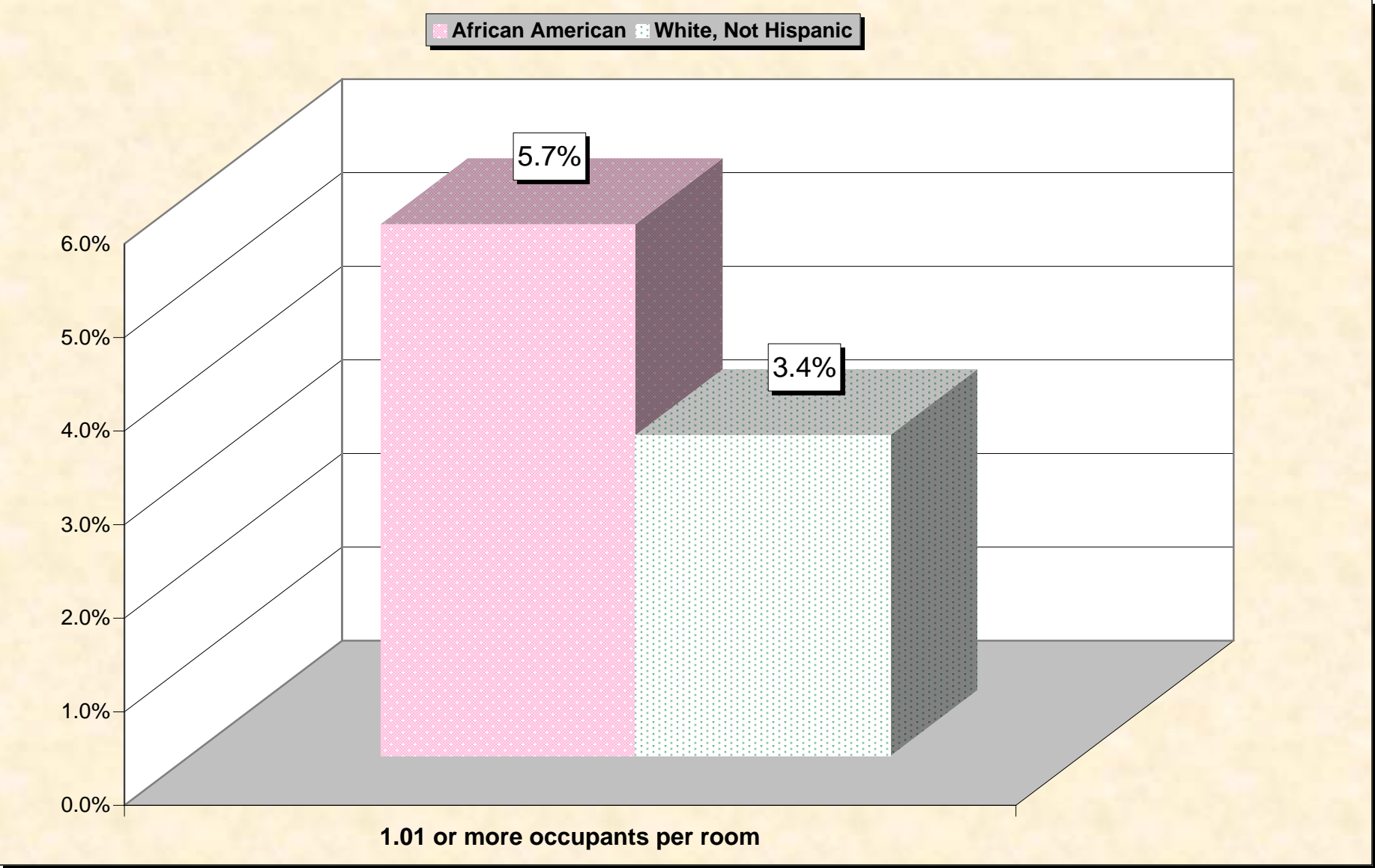
Source: Data Set: Census 2000 Summary File 3 (SF 3) - Sample Data -- PCT74B. MEDIAN EARNINGS IN 1999 (DOLLARS) BY WORK EXPERIENCE IN 1999 BY SEX FOR THE POPULATION 16 YEARS AND OVER WITH EARNINGS (BLACK OR AFRICAN AMERICAN ALONE) [6] - Universe: Black or African American alone 16 years and over with earnings in 1999; PCT74I. MEDIAN EARNINGS IN 1999 (DOLLARS) BY WORK EXPERIENCE IN 1999 BY SEX FOR THE POPULATION 16 YEARS AND OVER WITH EARNINGS (WHITE ALONE, NOT HISPANIC OR LATINO) [6] - Universe: White alone, not Hispanic or Latino population 16 years and over with earnings in 1999.

# Chart 11 -- Renter-Occupied Housing East Richmond Heights CDP, California



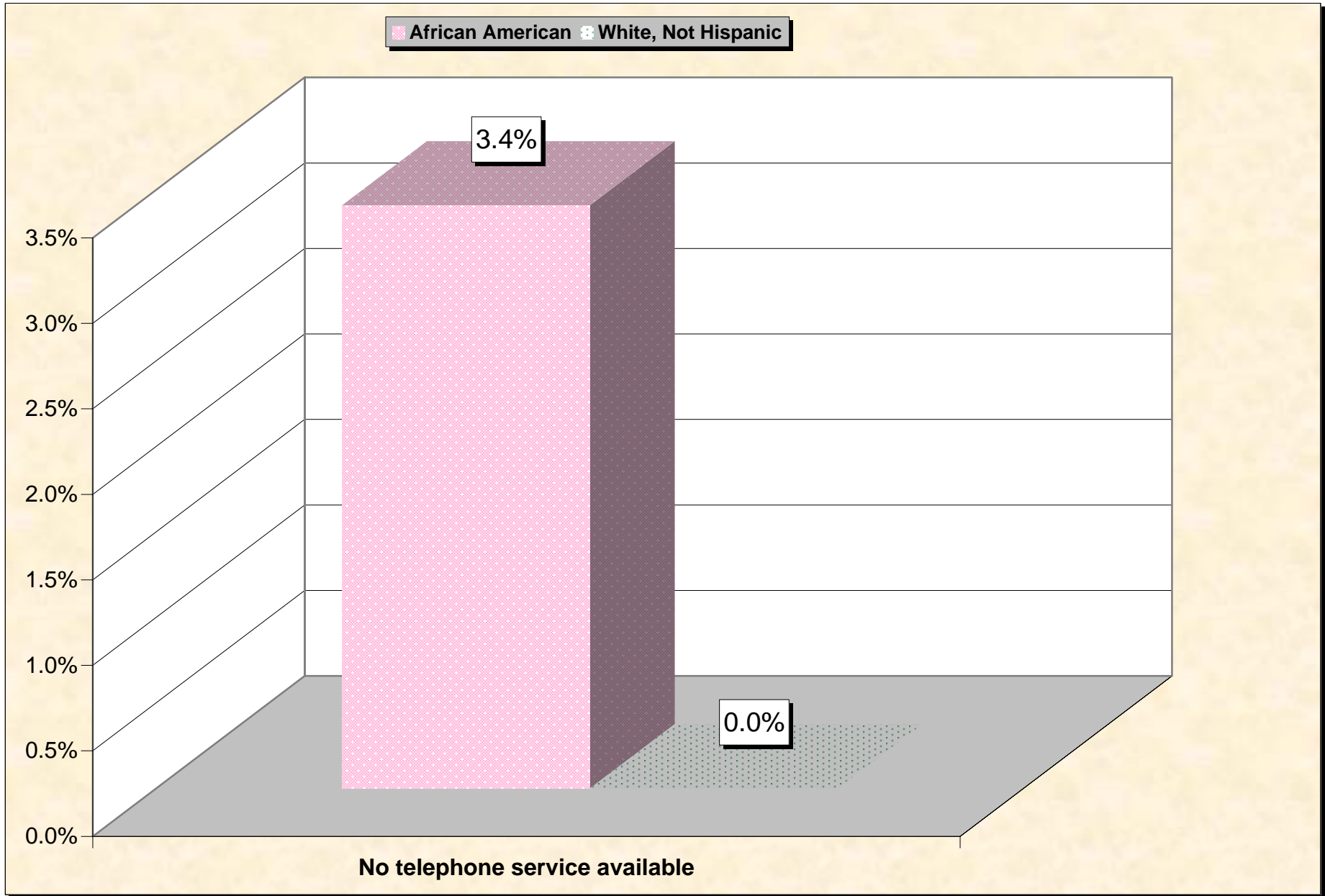
Source: Data Set: Census 2000 Summary File 3 (SF 3) - Sample Data -- H11. TENURE BY RACE OF HOUSEHOLDER [17] - Universe: Occupied housing units; H13. TENURE (WHITE ALONE, NOT HISPANIC OR LATINO HOUSEHOLDER) [3] - Universe: Occupied housing units with a householder who is White alone, not Hispanic or Latino.

# Chart 12 -- Occupants Per Room (Crowding) by Household East Richmond Heights CDP, California



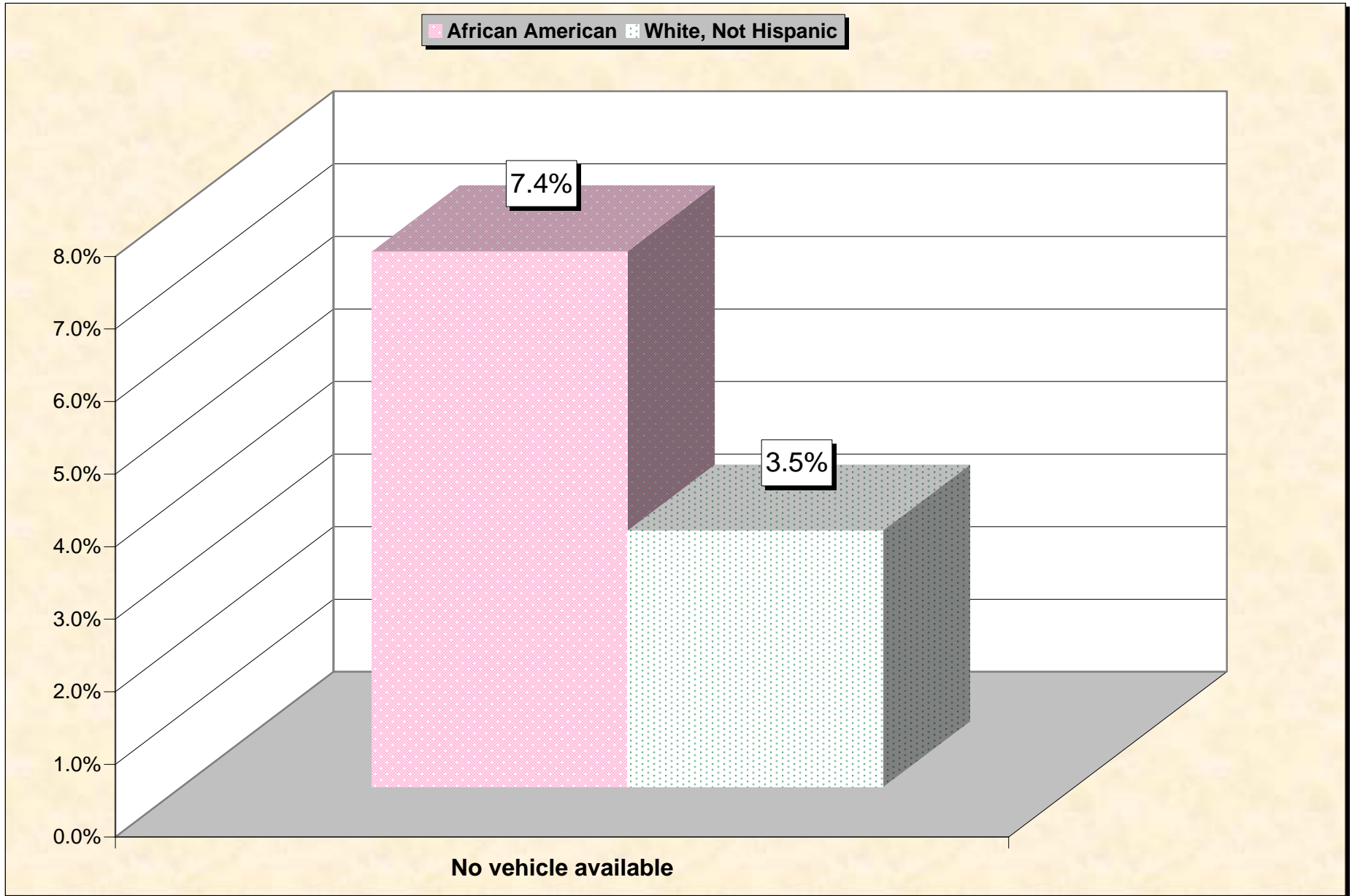
Source: Data Set: Census 2000 Summary File 3 (SF 3) - Sample Data -- HCT29B. OCCUPANTS PER ROOM (BLACK OR AFRICAN AMERICAN ALONE HOUSEHOLDER) [3] - Universe: Occupied housing units with a householder who is Black or African American alone; HCT29I. OCCUPANTS PER ROOM (WHITE ALONE, NOT HISPANIC OR LATINO HOUSEHOLDER) [3] - Universe: Occupied housing units with a householder who is White alone, not Hispanic or Latino.

# Chart 13 -- Lack of Telephone Service by Household East Richmond Heights CDP, California



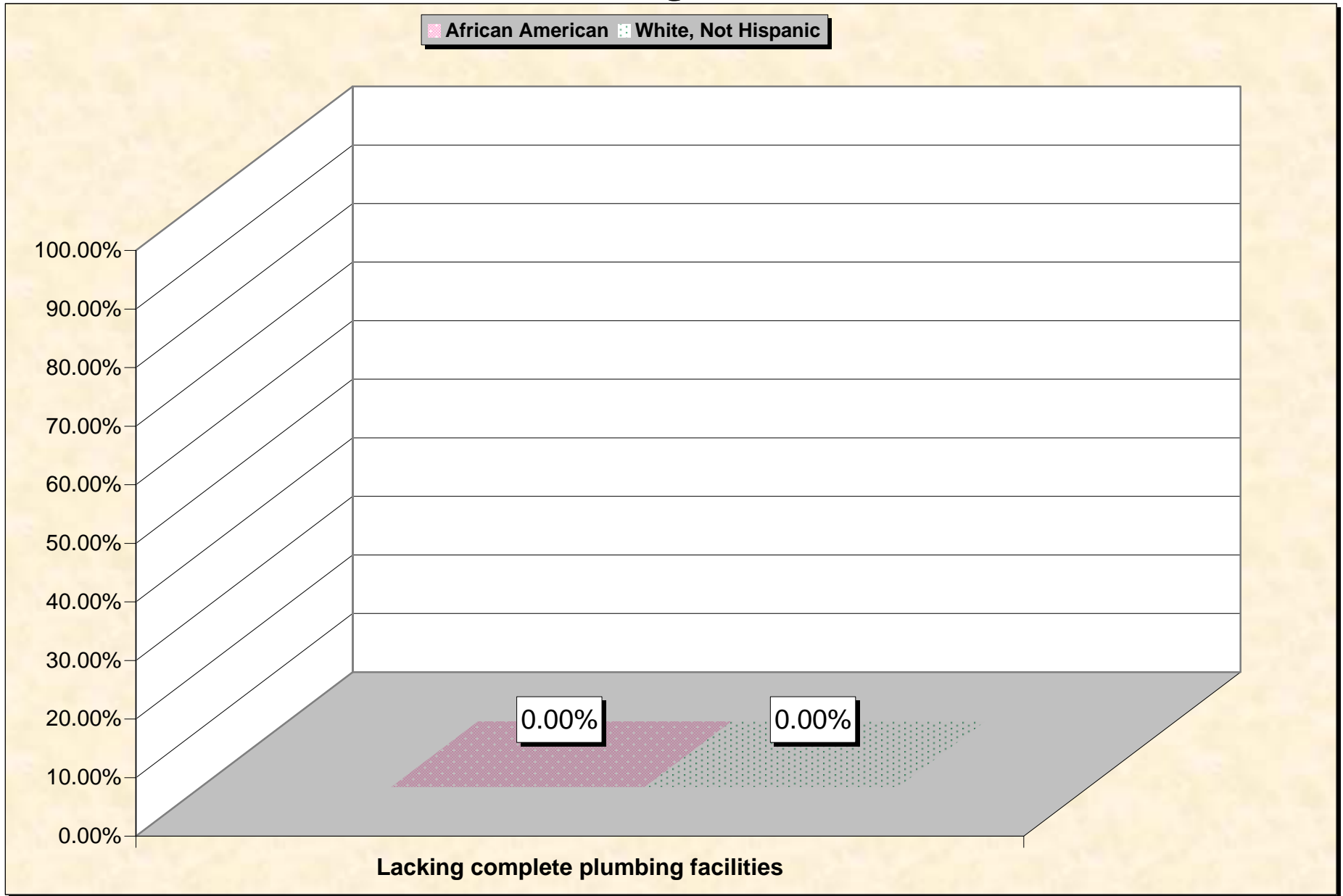
Source: Data Set: Census 2000 Summary File 3 (SF 3) - Sample Data -- HCT32B. TELEPHONE SERVICE AVAILABLE (BLACK OR AFRICAN AMERICAN ALONE HOUSEHOLDER) [3] - Universe: Occupied housing units with a householder who is Black or African American alone; HCT32I. TELEPHONE SERVICE AVAILABLE (WHITE ALONE, NOT HISPANIC OR LATINO HOUSEHOLDER) [3] - Universe: Occupied housing units with a householder who is White alone, not Hispanic or Latino.

# Chart 14 -- Lack of Vehicle By Household East Richmond Heights CDP, California



Source: Data Set: Census 2000 Summary File 3 (SF 3) - Sample Data -- HCT33B. VEHICLES AVAILABLE (BLACK OR AFRICAN AMERICAN ALONE HOUSEHOLDER) [3] - Universe: Occupied housing units with a householder who is Black or African American alone;; HCT33I. VEHICLES AVAILABLE (WHITE ALONE, NOT HISPANIC OR LATINO HOUSEHOLDER) [3] - Universe: Occupied housing units with a householder who is White alone, not Hispanic or Latino.

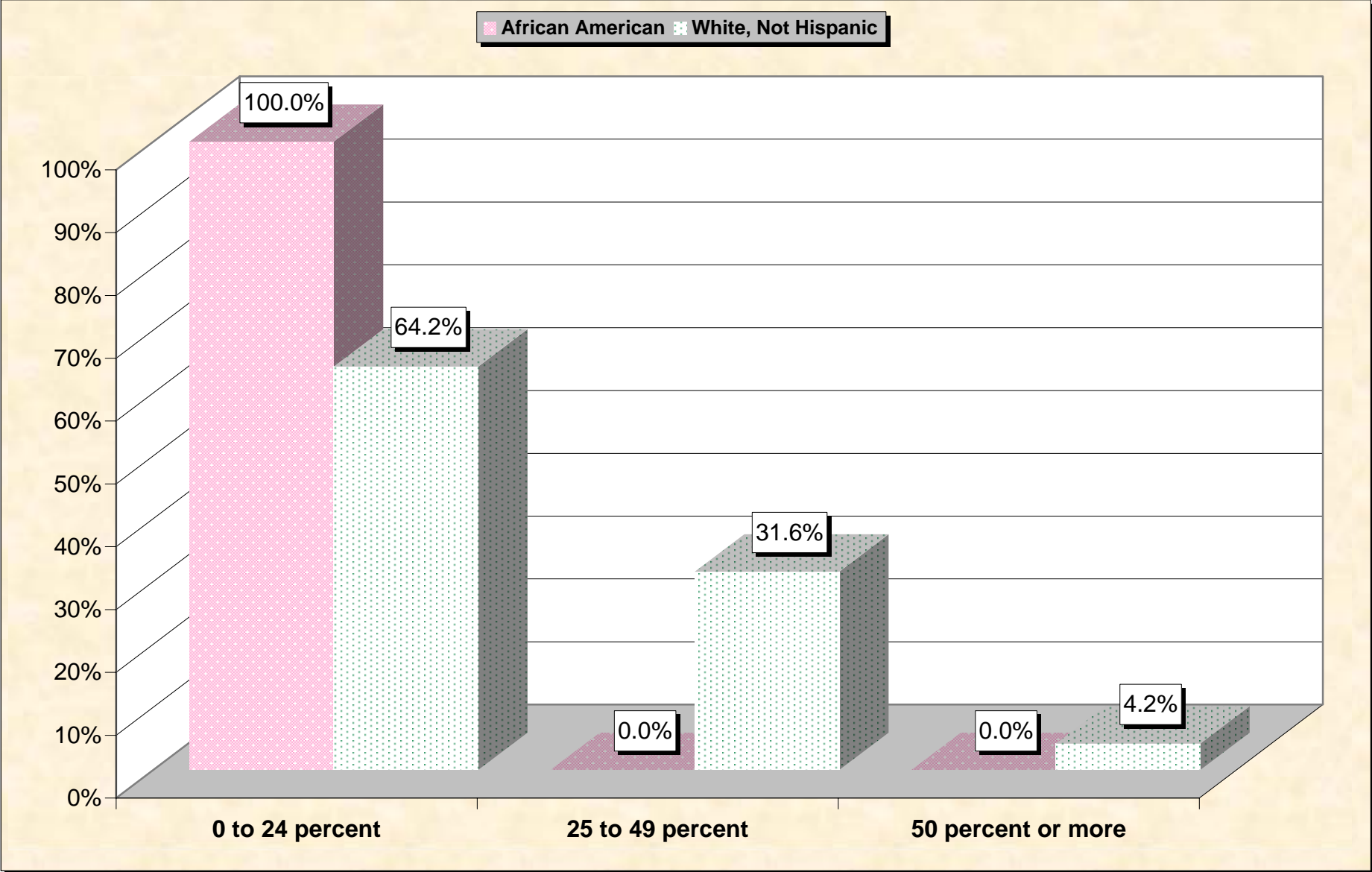
# Chart 15 -- Lack of Plumbing By Household East Richmond Heights CDP, California



Source: Data Set: Census 2000 Summary File 3 (SF 3) - Sample Data -- HCT34B. PLUMBING FACILITIES (BLACK OR AFRICAN AMERICAN ALONE HOUSEHOLDER) [3] - Universe: Occupied housing units with a householder who is Black or African American alone; HCT34I. PLUMBING FACILITIES (WHITE ALONE, NOT HISPANIC OR LATINO HOUSEHOLDER) [3] - Universe: Occupied housing units with a householder who is White alone, not Hispanic or Latino.

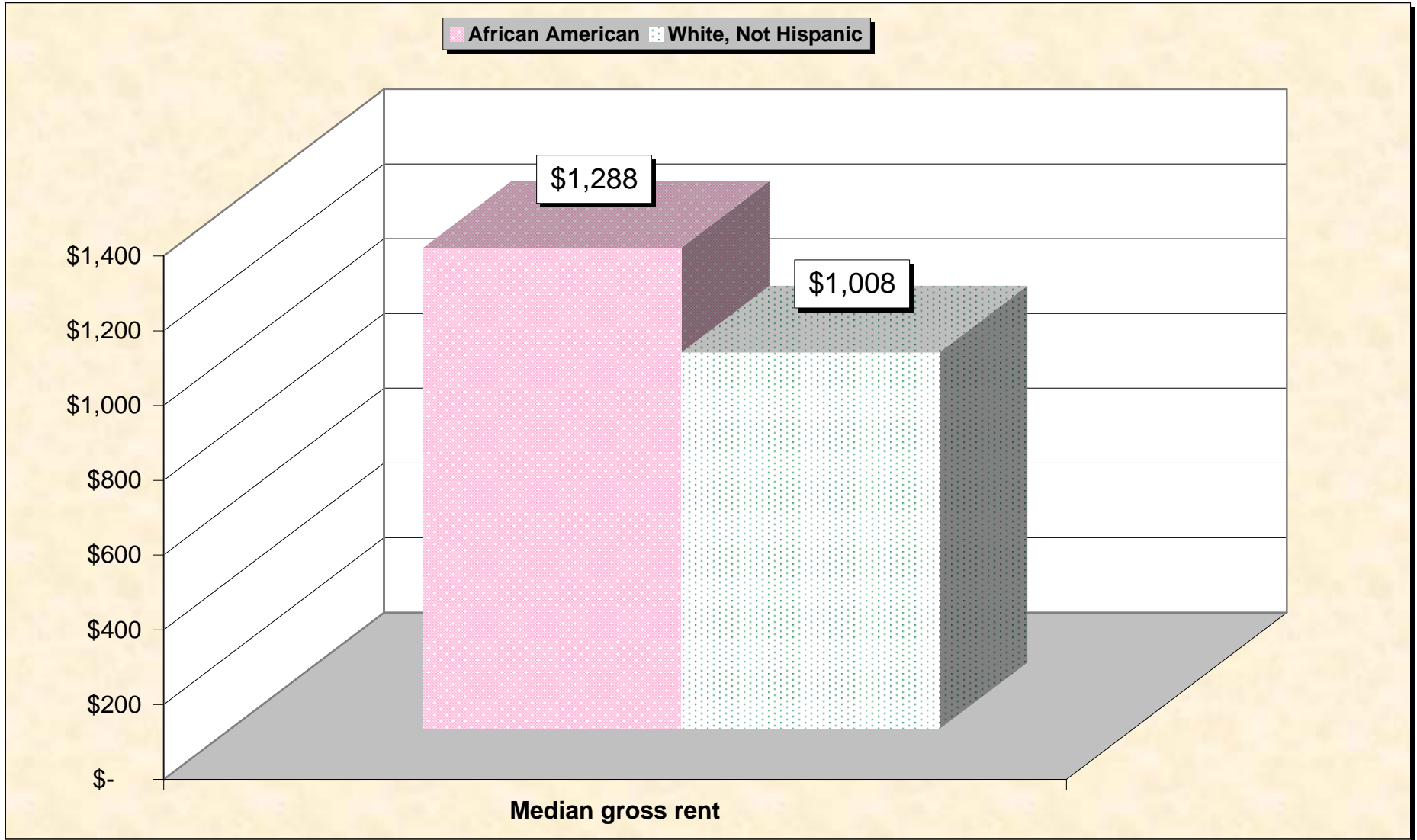


# Chart 16 -- Gross Rent as a Percentage of Household Income in 1999 East Richmond Heights CDP, California



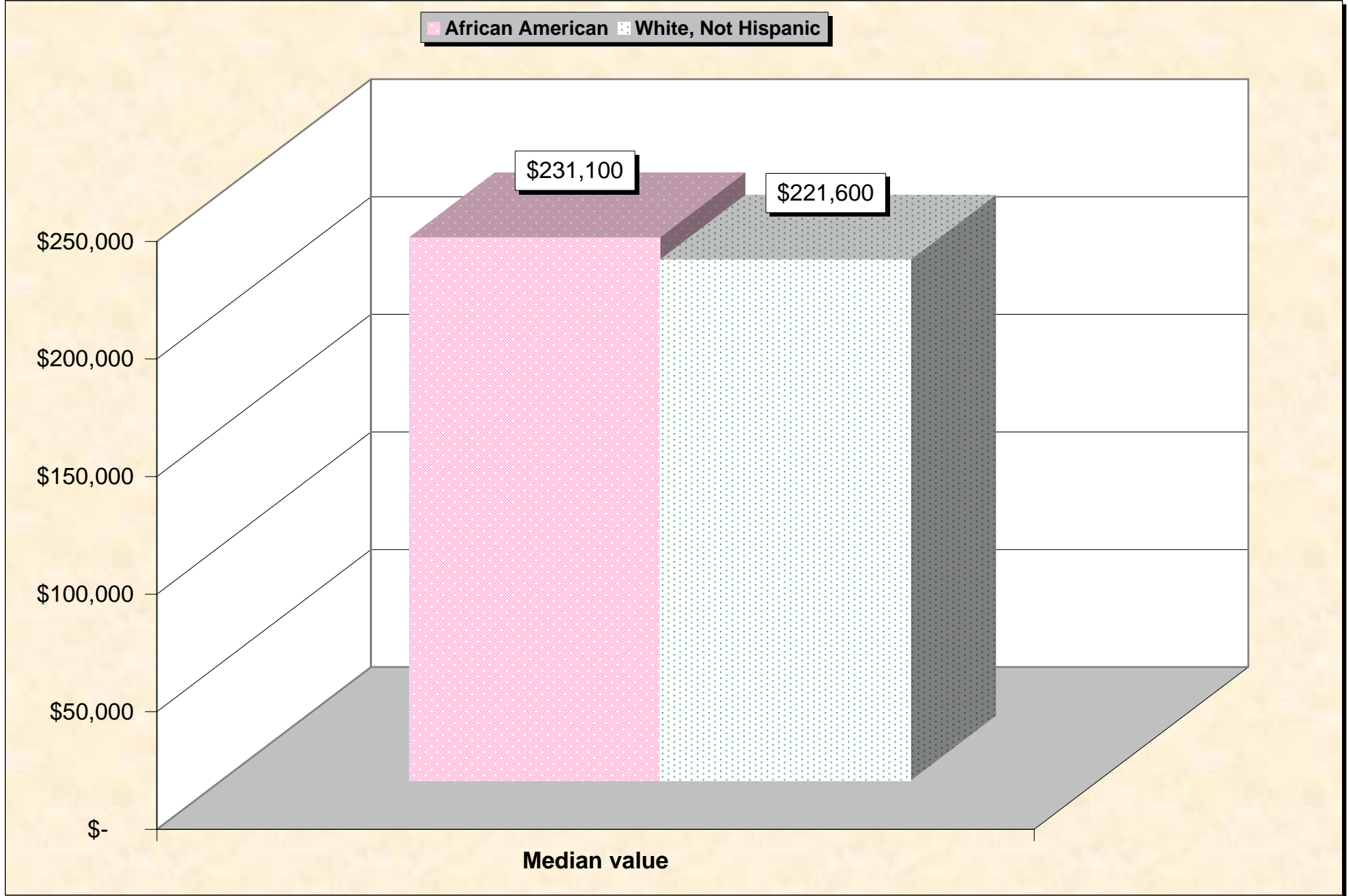
Source: Data Set: Census 2000 Summary File 3 (SF 3) - Sample Data -- HCT39B. GROSS RENT AS A PERCENTAGE OF HOUSEHOLD INCOME IN 1999 (BLACK OR AFRICAN AMERICAN ALONE HOUSEHOLDER) [11] - Universe: Specified renter-occupied housing units with a householder who is Black or African American alone; HCT39I. GROSS RENT AS A PERCENTAGE OF HOUSEHOLD INCOME IN 1999 (WHITE ALONE, NOT HISPANIC OR LATINO HOUSEHOLDER) [11] - Universe: Specified renter-occupied housing units with a householder who is White alone, not Hispanic or Latino.

# Chart 17 -- Median Gross Rent By Household East Richmond Heights CDP, California



Source: Data Set: Census 2000 Summary File 3 (SF 3) - Sample Data -- HCT37B. MEDIAN GROSS RENT (DOLLARS) (BLACK OR AFRICAN AMERICAN ALONE HOUSEHOLDER) [1] - Universe: Specified renter-occupied housing units paying cash rent with a householder who is Black or African American alone; HCT37I. MEDIAN GROSS RENT (DOLLARS) (WHITE ALONE, NOT HISPANIC OR LATINO HOUSEHOLDER) [1] - Universe: Specified renter-occupied housing units paying cash rent with a householder who is White alone, not Hispanic or Latino.

# Chart 18 -- Median Home Value By Household East Richmond Heights CDP, California



Source: Data Set: Census 2000 Summary File 3 (SF 3) - Sample Data -- HCT42B. MEDIAN VALUE (DOLLARS) (BLACK OR AFRICAN AMERICAN ALONE HOUSEHOLDER) [1] - Universe: Specified owner-occupied housing units with a householder who is Black or African American alone; HCT42I. MEDIAN VALUE (DOLLARS) (WHITE ALONE, NOT HISPANIC OR LATINO HOUSEHOLDER) [1] - Universe: Specified owner-occupied housing units with a householder who is White alone, not Hispanic or Latino.

## HOUSEHOLDS BY AGE OF HOUSEHOLDER BY HOUSEHOLD TYPE (INCLUDING LIVING ALONE) BY PRESENCE OF OWN CHILDREN UNDER 18 YEARS

Source data for Chart 1

|   | African American<br>East Richmond<br>Heights CDP,<br>California | White, Not Hispanic<br>East Richmond<br>Heights CDP,<br>California |
|---|---|--|
| Total:                                  | 189   | 880  |
| Householder 15 to 64 years:             | 116   | 677  |
| Family households:                      | 59  | 434  |
| Married-couple family:                  | 37  | 336  |
| With own children under 18 years        | 29  | 145  |
| No own children under 18 years          | 8   | 191  |
| Other family:                           | 22  | 98   |
| Male householder, no wife present:      | 0   | 35   |
| With own children under 18 years        | 0   | 9  |
| No own children under 18 years          | 0   | 26   |
| Female householder, no husband present: | 22  | 63   |
| With own children under 18 years        | 0   | 42   |
| No own children under 18 years          | 22  | 21   |
| Nonfamily households:                   | 57  | 243  |
| Householder living alone                | 25  | 151  |
| Householder not living alone            | 32  | 92   |
| Householder 65 years and over:          | 73  | 203  |
| Family households:                      | 47  | 64   |
| Married-couple family:                  | 33  | 43   |
| With own children under 18 years        | 0   | 0  |
| No own children under 18 years          | 33  | 43   |
| Other family:                           | 14  | 21   |
| Male householder, no wife present:      | 0   | 0  |
| With own children under 18 years        | 0   | 0  |
| No own children under 18 years          | 0   | 0  |
| Female householder, no husband present: | 14  | 21   |
| With own children under 18 years        | 0   | 0  |
| No own children under 18 years          | 14  | 21   |
| Nonfamily households:                   | 26  | 139  |
| Householder living alone                | 26  | 139  |
| Householder not living alone            | 0   | 0  |

Source: Data Set: Census 2000 Summary File 3 (SF 3) - Sample Data - P146B. HOUSEHOLDS BY AGE OF HOUSEHOLDER BY HOUSEHOLD TYPE (INCLUDING LIVING ALONE) BY PRESENCE OF OWN CHILDREN UNDER 18 YEARS (BLACK OR AFRICAN AMERICAN ALONE HOUSEHOLDER) [31] - Universe: Households with a householder who is Black or African American alone; P146I. HOUSEHOLDS BY AGE OF HOUSEHOLDER BY HOUSEHOLD TYPE (INCLUDING LIVING ALONE) BY PRESENCE OF OWN CHILDREN UNDER 18 YEARS (WHITE ALONE, NOT HISPANIC OR LATINO HOUSEHOLDER) [31] - Universe: Households with a householder who is White alone, not Hispanic or Latino.

## SCHOOL ENROLLMENT BY LEVEL OF SCHOOL BY TYPE OF SCHOOL FOR THE POPULATION 3 YEARS AND OVER

### Source data for Chart 2

|  | African American<br>East Richmond<br>Heights CDP,<br>California | White, Not Hispanic<br>East Richmond<br>Heights CDP,<br>California |
|--|---|--|
| Total:                                 | 510   | 1,902  |
| Enrolled in nursery school, preschool: | 13  | 14   |
| Public school                          | 13  | 0  |
| Private school                         | 0   | 14   |
| Enrolled in kindergarten:              | 6   | 23   |
| Public school                          | 6   | 23   |
| Private school                         | 0   | 0  |
| Enrolled in grade 1 to grade 8:        | 37  | 129  |
| Public school                          | 37  | 107  |
| Private school                         | 0   | 22   |
| Enrolled in grade 9 to grade 12:       | 50  | 94   |
| Public school                          | 50  | 65   |
| Private school                         | 0   | 29   |
| Enrolled in college:                   | 59  | 100  |
| Public school                          | 49  | 86   |
| Private school                         | 10  | 14   |
| Not enrolled in school                 | 345   | 1,542  |

Source: Data Set: Census 2000 Summary File 3 (SF 3) - Sample Data - P146B. HOUSEHOLDS BY AGE OF HOUSEHOLDER BY HOUSEHOLD TYPE (INCLUDING LIVING ALONE) BY PRESENCE OF OWN CHILDREN UNDER 18 YEARS (BLACK OR AFRICAN AMERICAN ALONE HOUSEHOLDER) [31] - Universe: Households with a householder who is Black or African American alone; P146I. HOUSEHOLDS BY AGE OF HOUSEHOLDER BY HOUSEHOLD TYPE (INCLUDING LIVING ALONE) BY PRESENCE OF OWN CHILDREN UNDER 18 YEARS (WHITE ALONE, NOT HISPANIC OR LATINO HOUSEHOLDER) [31] - Universe: Households with a householder who is White alone, not Hispanic or Latino.

## SEX BY EDUCATIONAL ATTAINMENT FOR THE POPULATION 25 YEARS AND OVER

### Source data for Chart 3

|   | African American<br>East Richmond<br>Heights CDP,<br>California | White, Not Hispanic<br>East Richmond<br>Heights CDP,<br>California |
|---|---|--|
| Total:                                      | 405   | 1,556  |
| Male:                                       | 151   | 753  |
| Less than 9th grade                         | 0   | 20   |
| 9th to 12th grade, no diploma               | 0   | 44   |
| High school graduate (includes equivalency) | 42  | 138  |
| Some college, no degree                     | 75  | 163  |
| Associate degree                            | 20  | 44   |
| Bachelor's degree                           | 0   | 178  |
| Graduate or professional degree             | 14  | 166  |
| Female:                                     | 254   | 803  |
| Less than 9th grade                         | 0   | 14   |
| 9th to 12th grade, no diploma               | 16  | 49   |
| High school graduate (includes equivalency) | 28  | 179  |
| Some college, no degree                     | 71  | 132  |
| Associate degree                            | 28  | 42   |
| Bachelor's degree                           | 88  | 205  |
| Graduate or professional degree             | 23  | 182  |

Source: Data Set: Census 2000 Summary File 3 (SF 3) - Sample Data -- P148B. SEX BY EDUCATIONAL ATTAINMENT FOR THE POPULATION 25 YEARS AND OVER (BLACK OR AFRICAN AMERICAN ALONE) [17] - Universe: Black or African American alone 25 years and over; P148I. SEX BY EDUCATIONAL ATTAINMENT FOR THE POPULATION 25 YEARS AND OVER (WHITE ALONE, NOT HISPANIC OR LATINO) [17] - Universe: White alone, not Hispanic or Latino population 25 years and over.

## SEX BY EMPLOYMENT STATUS FOR THE POPULATION 16 YEARS AND OVER

Source data for Charts 4 and 5

|                    | African American<br>East Richmond<br>Heights CDP,<br>California | White, Not Hispanic<br>East Richmond<br>Heights CDP,<br>California |
|--------------------|---|--|
| Total:             | 448   | 1,663  |
| Male:              | 166   | 811  |
| In labor force:    | 93  | 622  |
| In Armed Forces    | 0   | 0  |
| Civilian:          | 93  | 622  |
| Employed           | 82  | 564  |
| Unemployed         | 11  | 58   |
| Not in labor force | 73  | 189  |
| Female:            | 282   | 852  |
| In labor force:    | 194   | 514  |
| In Armed Forces    | 0   | 0  |
| Civilian:          | 194   | 514  |
| Employed           | 194   | 502  |
| Unemployed         | 0   | 12   |
| Not in labor force | 88  | 338  |

*Source: Data Set: Census 2000 Summary File 3 (SF 3) - Sample Data -- P150B. SEX BY EMPLOYMENT STATUS FOR THE POPULATION 16 YEARS AND OVER (BLACK OR AFRICAN AMERICAN ALONE) [15] - Universe: Black or African American alone 16 years and over; P150I. SEX BY EMPLOYMENT STATUS FOR THE POPULATION 16 YEARS AND OVER (WHITE ALONE, NOT HISPANIC OR LATINO) [15] - Universe: White alone, not Hispanic or Latino population 16 years and over.*

## HOUSEHOLD INCOME IN 1999

### Source data for Chart 6

|                        | African American<br>East Richmond<br>Heights CDP,<br>California | White, Not Hispanic<br>East Richmond<br>Heights CDP,<br>California |
|------------------------|---|--|
| Total:                 | 189   | 880  |
| Less than \$10,000     | 8   | 17   |
| \$10,000 to \$14,999   | 8   | 63   |
| \$15,000 to \$19,999   | 7   | 38   |
| \$20,000 to \$24,999   | 0   | 23   |
| \$25,000 to \$29,999   | 15  | 35   |
| \$30,000 to \$34,999   | 7   | 49   |
| \$35,000 to \$39,999   | 11  | 35   |
| \$40,000 to \$44,999   | 22  | 47   |
| \$45,000 to \$49,999   | 0   | 22   |
| \$50,000 to \$59,999   | 13  | 128  |
| \$60,000 to \$74,999   | 0   | 111  |
| \$75,000 to \$99,999   | 35  | 102  |
| \$100,000 to \$124,999 | 42  | 63   |
| \$125,000 to \$149,999 | 0   | 57   |
| \$150,000 to \$199,999 | 21  | 51   |
| \$200,000 or more      | 0   | 39   |

Source: Data Set: Census 2000 Summary File 3 (SF 3) - Sample Data -- P151B. HOUSEHOLD INCOME IN 1999 (BLACK OR AFRICAN AMERICAN ALONE HOUSEHOLDER) [17] - Universe: Households with a householder who is Black or African American alone; P151I. HOUSEHOLD INCOME IN 1999 (WHITE ALONE, NOT HISPANIC OR LATINO HOUSEHOLDER) [17] - Universe: Households with a householder who is White alone, not Hispanic or Latino.



## MEDIAN FAMILY INCOME IN 1999

### Source data for Chart 7

|                              | African American<br>East Richmond<br>Heights CDP,<br>California | White, Not Hispanic<br>East Richmond<br>Heights CDP,<br>California |
|------------------------------|---|--|
| Median family income in 1999 | \$ 75,223   | \$ 61,569  |

Source: Data Set: Census 2000 Summary File 3 (SF 3) - Sample Data -- P155B. MEDIAN FAMILY INCOME IN 1999 (DOLLARS) (BLACK OR AFRICAN AMERICAN ALONE HOUSEHOLDER) [1] - Universe: Families with a householder who is Black or African American alone ; P155I. MEDIAN FAMILY INCOME IN 1999 (DOLLARS) (WHITE ALONE, NOT HISPANIC OR LATINO HOUSEHOLDER) [1] - Universe: Families with a householder who is White alone, not Hispanic or Latino.

## PER CAPITA INCOME IN 1999

### Source data for Chart 8

|                           | African American<br>East Richmond<br>Heights CDP,<br>California | White, Not Hispanic<br>East Richmond<br>Heights CDP,<br>California |
|---------------------------|---|--|
| Per capita income in 1999 | \$ 31,198   | \$ 31,032  |

Source: Data Set: Census 2000 Summary File 3 (SF 3) - Sample Data -- P157B. PER CAPITA INCOME IN 1999 (DOLLARS) (BLACK OR AFRICAN AMERICAN ALONE) [1] - Universe: Black or African American alone; P157I. PER CAPITA INCOME IN 1999 (DOLLARS) (WHITE ALONE, NOT HISPANIC OR LATINO) [1] - Universe: White alone, not Hispanic or Latino population.

## POVERTY STATUS IN 1999 BY AGE

### Source data for Chart 9

|   | African American<br>East Richmond<br>Heights CDP,<br>California | White, Not Hispanic<br>East Richmond<br>Heights CDP,<br>California |
|---|---|--|
| Total:                                    | 534   | 1,978  |
| Income in 1999 below poverty level:       | 8   | 117  |
| Under 5 years                             | 0   | 0  |
| 5 years                                   | 0   | 0  |
| 6 to 11 years                             | 0   | 12   |
| 12 to 17 years                            | 0   | 20   |
| 18 to 64 years                            | 0   | 74   |
| 65 to 74 years                            | 0   | 11   |
| 75 years and over                         | 8   | 0  |
| Income in 1999 at or above poverty level: | 526   | 1,861  |
| Under 5 years                             | 24  | 86   |
| 5 years                                   | 19  | 30   |
| 6 to 11 years                             | 23  | 84   |
| 12 to 17 years                            | 41  | 92   |
| 18 to 64 years                            | 328   | 1,300  |
| 65 to 74 years                            | 48  | 135  |
| 75 years and over                         | 43  | 134  |

Source: Data Set: Census 2000 Summary File 3 (SF 3) - Sample Data -- P159B. POVERTY STATUS IN 1999 BY AGE (BLACK OR AFRICAN AMERICAN ALONE) [17] - Universe: Black or African American alone for whom poverty status is determined;P159I. POVERTY STATUS IN 1999 BY AGE (WHITE ALONE, NOT HISPANIC OR LATINO) [17] - Universe: White alone, not Hispanic or Latino population for whom poverty status is determined.

## MEDIAN EARNINGS IN 1999

### Source data for Chart 10

|   | African American<br>East Richmond<br>Heights CDP,<br>California | White, Not Hispanic<br>East Richmond<br>Heights CDP,<br>California |
|---|---|--|
| Median earnings in 1999 --              |   |  |
| Worked full-time, year-round in 1999 -- |   |  |
| Total                                   | \$ 42,212   | \$ 50,088  |
| Male                                    | \$ 47,500   | \$ 47,303  |
| Female                                  | \$ 42,031   | \$ 50,417  |
| Other --                                |   |  |
| Total                                   | \$ 35,132   | \$ 13,900  |
| Male                                    | \$ 11,641   | \$ 22,083  |
| Female                                  | \$ 36,477   | \$ 11,932  |

Source: Data Set: Census 2000 Summary File 3 (SF 3) - Sample Data -- PCT74B. MEDIAN EARNINGS IN 1999 (DOLLARS) BY WORK EXPERIENCE IN 1999 BY SEX FOR THE POPULATION 16 YEARS AND OVER WITH EARNINGS (BLACK OR AFRICAN AMERICAN ALONE) [6] - Universe: Black or African American alone 16 years and over with earnings in 1999; PCT74I. MEDIAN EARNINGS IN 1999 (DOLLARS) BY WORK EXPERIENCE IN 1999 BY SEX FOR THE POPULATION 16 YEARS AND OVER WITH EARNINGS (WHITE ALONE, NOT HISPANIC OR LATINO) [6] - Universe: White alone, not Hispanic or Latino population 16 years and over with earnings in 1999.

## TENURE BY RACE OF HOUSEHOLDER

### Source data for Chart 11

|   | <b>East Richmond Heights CDP, California</b> |
|---|--|
| Total:  | 1,404  |
| Owner occupied:   | 1,123  |
| Householder who is White alone                                      | 756  |
| <b>Householder who is Black or African American alone</b>           | 159  |
| Householder who is American Indian and Alaska Native alone          | 0  |
| Householder who is Asian alone                                      | 120  |
| Householder who is Native Hawaiian and Other Pacific Islander alone | 4  |
| Householder who is Some other race alone                            | 49   |
| Householder who is Two or more races                                | 35   |
| Renter occupied:  | 281  |
| Householder who is White alone                                      | 220  |
| <b>Householder who is Black or African American alone</b>           | 17   |
| Householder who is American Indian and Alaska Native alone          | 0  |
| Householder who is Asian alone                                      | 16   |
| Householder who is Native Hawaiian and Other Pacific Islander alone | 10   |
| Householder who is Some other race alone                            | 12   |
| Householder who is Two or more races                                | 6  |

### White alone, not Hispanic

### White, Not Hispanic

|                 | <b>East Richmond Heights CDP, California</b> |
|-----------------|--|
| Total:          | 904  |
| Owner occupied  | 714  |
| Renter occupied | 190  |

Source: Data Set: Census 2000 Summary File 3 (SF 3) - Sample Data -- H11. TENURE BY RACE OF HOUSEHOLDER [17] - Universe: Occupied housing units; H13. TENURE (WHITE ALONE, NOT HISPANIC OR LATINO HOUSEHOLDER) [3] - Universe: Occupied housing units with a householder who is White alone, not Hispanic or Latino.

## OCCUPANTS PER ROOM

### Source data for Chart 12

|                                 | African American<br>East Richmond<br>Heights CDP,<br>California | White, Not Hispanic<br>East Richmond<br>Heights CDP,<br>California |
|---------------------------------|---|--|
| Total:                          | 176   | 904  |
| 1.00 or less occupants per room | 166   | 873  |
| 1.01 or more occupants per room | 10  | 31   |

Source: Data Set: Census 2000 Summary File 3 (SF 3) - Sample Data -- HCT29B. OCCUPANTS PER ROOM (BLACK OR AFRICAN AMERICAN ALONE HOUSEHOLDER) [3] - Universe: Occupied housing units with a householder who is Black or African American alone; HCT29I. OCCUPANTS PER ROOM (WHITE ALONE, NOT HISPANIC OR LATINO HOUSEHOLDER) [3] - Universe: Occupied housing units with a householder who is White alone, not Hispanic or Latino.

## TELEPHONE SERVICE AVAILABLE

### Source data for Chart 13

|                                  | African American<br>East Richmond<br>Heights CDP,<br>California | White, Not Hispanic<br>East Richmond<br>Heights CDP,<br>California |
|----------------------------------|---|--|
| Total:                           | 176   | 904  |
| With telephone service available | 170   | 904  |
| No telephone service available   | 6   | 0  |

Source: Data Set: Census 2000 Summary File 3 (SF 3) - Sample Data -- HCT32B. TELEPHONE SERVICE AVAILABLE (BLACK OR AFRICAN AMERICAN ALONE HOUSEHOLDER) [3] - Universe: Occupied housing units with a householder who is Black or African American alone; HCT32I. TELEPHONE SERVICE AVAILABLE (WHITE ALONE, NOT HISPANIC OR LATINO HOUSEHOLDER) [3] - Universe: Occupied housing units with a householder who is White alone, not Hispanic or Latino.

## VEHICLES AVAILABLE

### Source data for Chart 14

|                              | African American<br>East Richmond<br>Heights CDP,<br>California | White, Not Hispanic<br>East Richmond<br>Heights CDP,<br>California |
|------------------------------|---|--|
| Total:                       | 176   | 904  |
| No vehicle available         | 13  | 32   |
| 1 or more vehicles available | 163   | 872  |

Source: Data Set: Census 2000 Summary File 3 (SF 3) - Sample Data -- HCT33B. VEHICLES AVAILABLE (BLACK OR AFRICAN AMERICAN ALONE HOUSEHOLDER) [3] - Universe: Occupied housing units with a householder who is Black or African American alone;; HCT33I. VEHICLES AVAILABLE (WHITE ALONE, NOT HISPANIC OR LATINO HOUSEHOLDER) [3] - Universe: Occupied housing units with a householder who is White alone, not Hispanic or Latino.

## PLUMBING FACILITIES

### Source data for Chart 15

|                                      | African American<br>East Richmond<br>Heights CDP,<br>California | White, Not Hispanic<br>East Richmond<br>Heights CDP,<br>California |
|--------------------------------------|---|--|
| Total:                               | 176   | 904  |
| Complete plumbing facilities         | 176   | 904  |
| Lacking complete plumbing facilities | 0   | 0  |

Source: Data Set: Census 2000 Summary File 3 (SF 3) - Sample Data -- HCT34B. PLUMBING FACILITIES (BLACK OR AFRICAN AMERICAN ALONE HOUSEHOLDER) [3] - Universe: Occupied housing units with a householder who is Black or African American alone; HCT34I. PLUMBING FACILITIES (WHITE ALONE, NOT HISPANIC OR LATINO HOUSEHOLDER) [3] - Universe: Occupied housing units with a householder who is White alone, not Hispanic or Latino.

## GROSS RENT AS A PERCENTAGE OF HOUSEHOLD INCOME IN 1999

### Source data for Chart 16

|                      | African American<br>East Richmond<br>Heights CDP,<br>California | White, Not Hispanic<br>East Richmond<br>Heights CDP,<br>California |
|----------------------|---|--|
| Total:               | 17  | 190  |
| Less than 10 percent | 0   | 8  |
| 10 to 14 percent     | 0   | 17   |
| 15 to 19 percent     | 7   | 32   |
| 20 to 24 percent     | 10  | 65   |
| 25 to 29 percent     | 0   | 28   |
| 30 to 34 percent     | 0   | 21   |
| 35 to 39 percent     | 0   | 11   |
| 40 to 49 percent     | 0   | 0  |
| 50 percent or more   | 0   | 8  |
| Not computed         | 0   | 0  |

Source: Data Set: Census 2000 Summary File 3 (SF 3) - Sample Data -- HCT39B. GROSS RENT AS A PERCENTAGE OF HOUSEHOLD INCOME IN 1999 (BLACK OR AFRICAN AMERICAN ALONE HOUSEHOLDER) [11] - Universe: Specified renter-occupied housing units with a householder who is Black or African American alone; HCT39I. GROSS RENT AS A PERCENTAGE OF HOUSEHOLD INCOME IN 1999 (WHITE ALONE, NOT HISPANIC OR LATINO HOUSEHOLDER) [11] - Universe: Specified renter-occupied housing units with a householder who is White alone, not Hispanic or Latino.

## MEDIAN GROSS RENT

### Source data for Chart 17

|                   | African American<br>East Richmond<br>Heights CDP,<br>California | White, Not Hispanic<br>East Richmond<br>Heights CDP,<br>California |
|-------------------|---|--|
| Median gross rent | \$ 1,288  | \$ 1,008   |

Source: Data Set: Census 2000 Summary File 3 (SF 3) - Sample Data -- HCT37B. MEDIAN GROSS RENT (DOLLARS) (BLACK OR AFRICAN AMERICAN ALONE HOUSEHOLDER) [1] - Universe: Specified renter-occupied housing units paying cash rent with a householder who is Black or African American alone; HCT37I. MEDIAN GROSS RENT (DOLLARS) (WHITE ALONE, NOT HISPANIC OR LATINO HOUSEHOLDER) [1] - Universe: Specified renter-occupied housing units paying cash rent with a householder who is White alone, not Hispanic or Latino.

## MEDIAN HOME VALUE

### Source data for Chart 18

|              | African American<br>East Richmond<br>Heights CDP,<br>California | White, Not Hispanic<br>East Richmond<br>Heights CDP,<br>California |
|--------------|---|--|
| Median value | \$ 231,100  | \$ 221,600   |

Source: Data Set: Census 2000 Summary File 3 (SF 3) - Sample Data -- HCT42B. MEDIAN VALUE (DOLLARS) (BLACK OR AFRICAN AMERICAN ALONE HOUSEHOLDER) [1] - Universe: Specified owner-occupied housing units with a householder who is Black or African American alone; HCT42I. MEDIAN VALUE (DOLLARS) (WHITE ALONE, NOT HISPANIC OR LATINO HOUSEHOLDER) [1] - Universe: Specified owner-occupied housing units with a householder who is White alone, not Hispanic or Latino.