

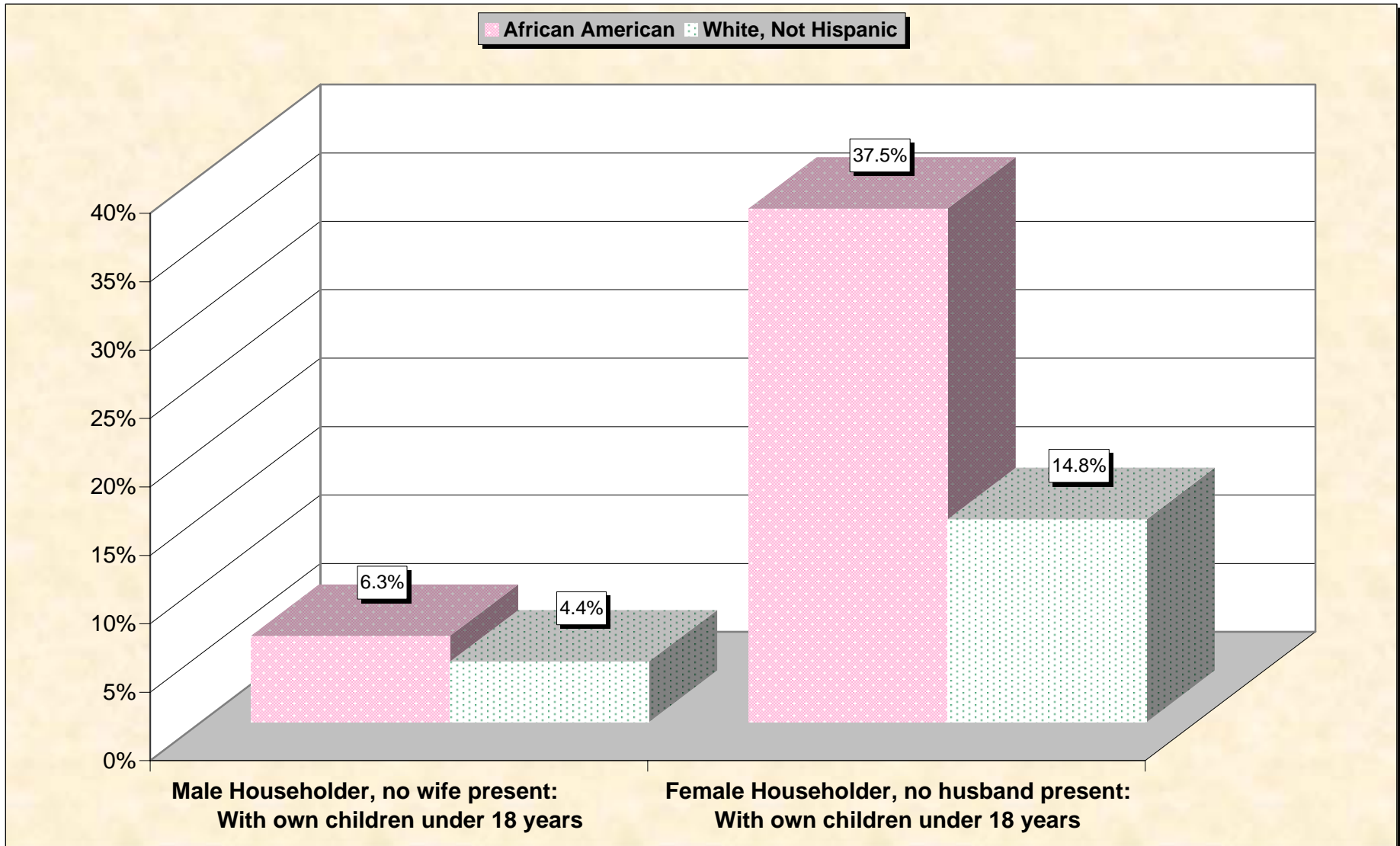
# **Selected Socio-Economic Data**

## **Sacramento city, California**

### **African American and White, Not Hispanic**

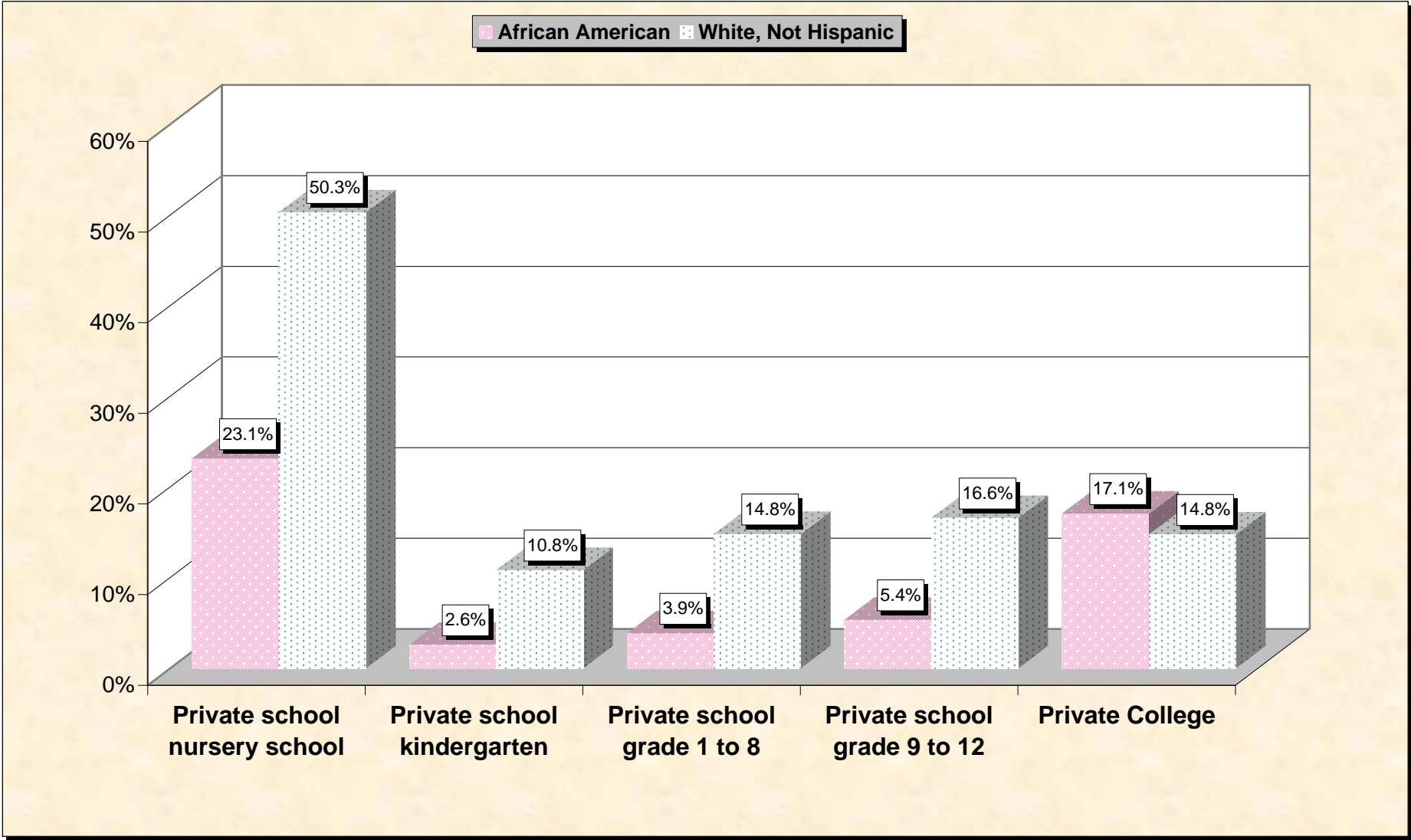
**Data Set: Census 2000 Summary File 3 (SF 3) - Sample Data**

# Chart 1 -- Single-Parent Family Households (Householder 15 to 64 years) Sacramento city, California



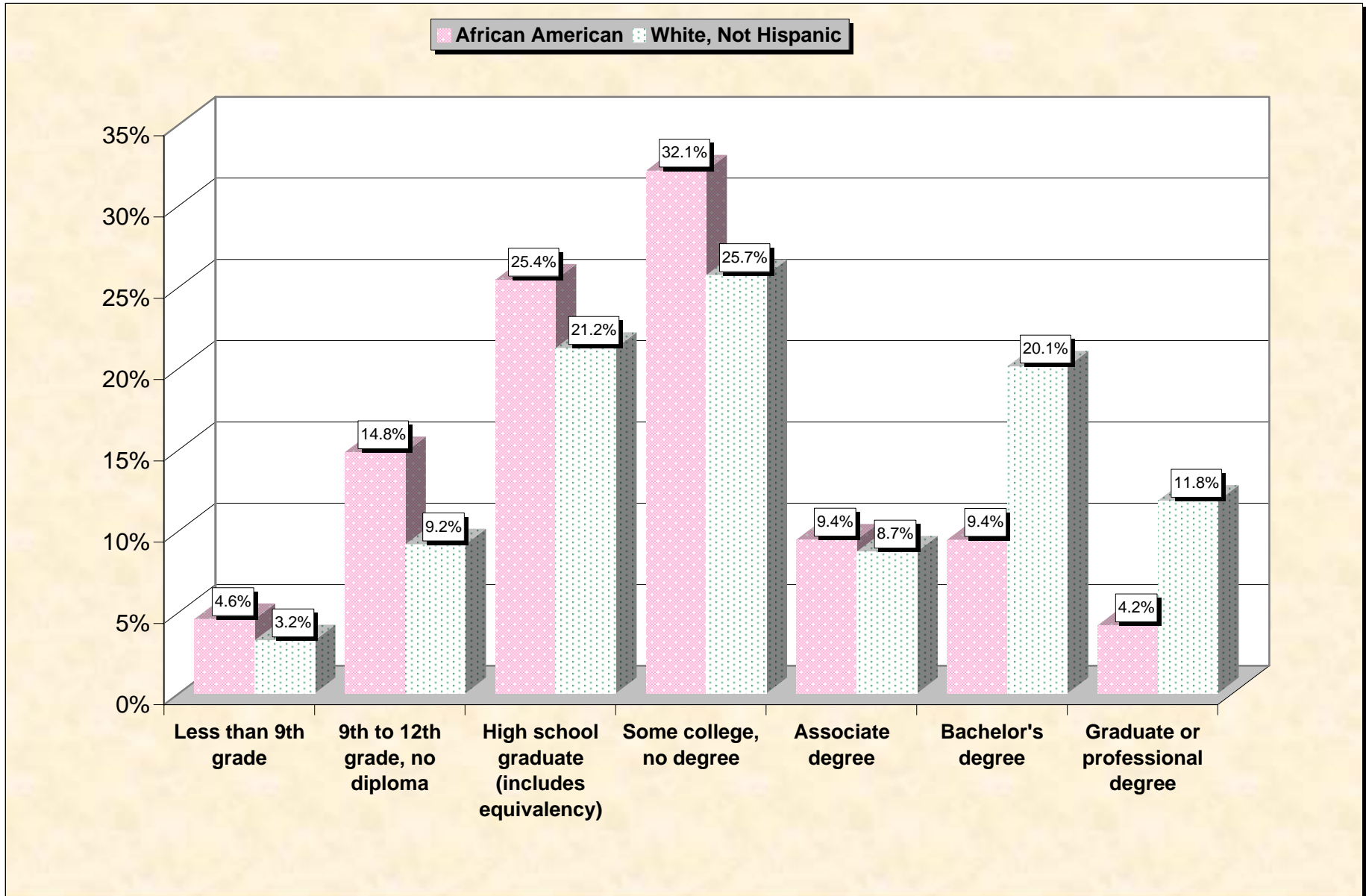
Source: Data Set: Census 2000 Summary File 3 (SF 3) - Sample Data - P146B. HOUSEHOLDS BY AGE OF HOUSEHOLDER BY HOUSEHOLD TYPE (INCLUDING LIVING ALONE) BY PRESENCE OF OWN CHILDREN UNDER 18 YEARS (BLACK OR AFRICAN AMERICAN ALONE HOUSEHOLDER) [31] - Universe: Households with a householder who is Black or African American alone; P146I. HOUSEHOLDS BY AGE OF HOUSEHOLDER BY HOUSEHOLD TYPE (INCLUDING LIVING ALONE) BY PRESENCE OF OWN CHILDREN UNDER 18 YEARS (WHITE ALONE, NOT HISPANIC OR LATINO HOUSEHOLDER) [31] - Universe: Households with a householder who is White alone, not Hispanic or Latino.

# Chart 2 -- Private School Enrollment (3 years and over) Sacramento city, California



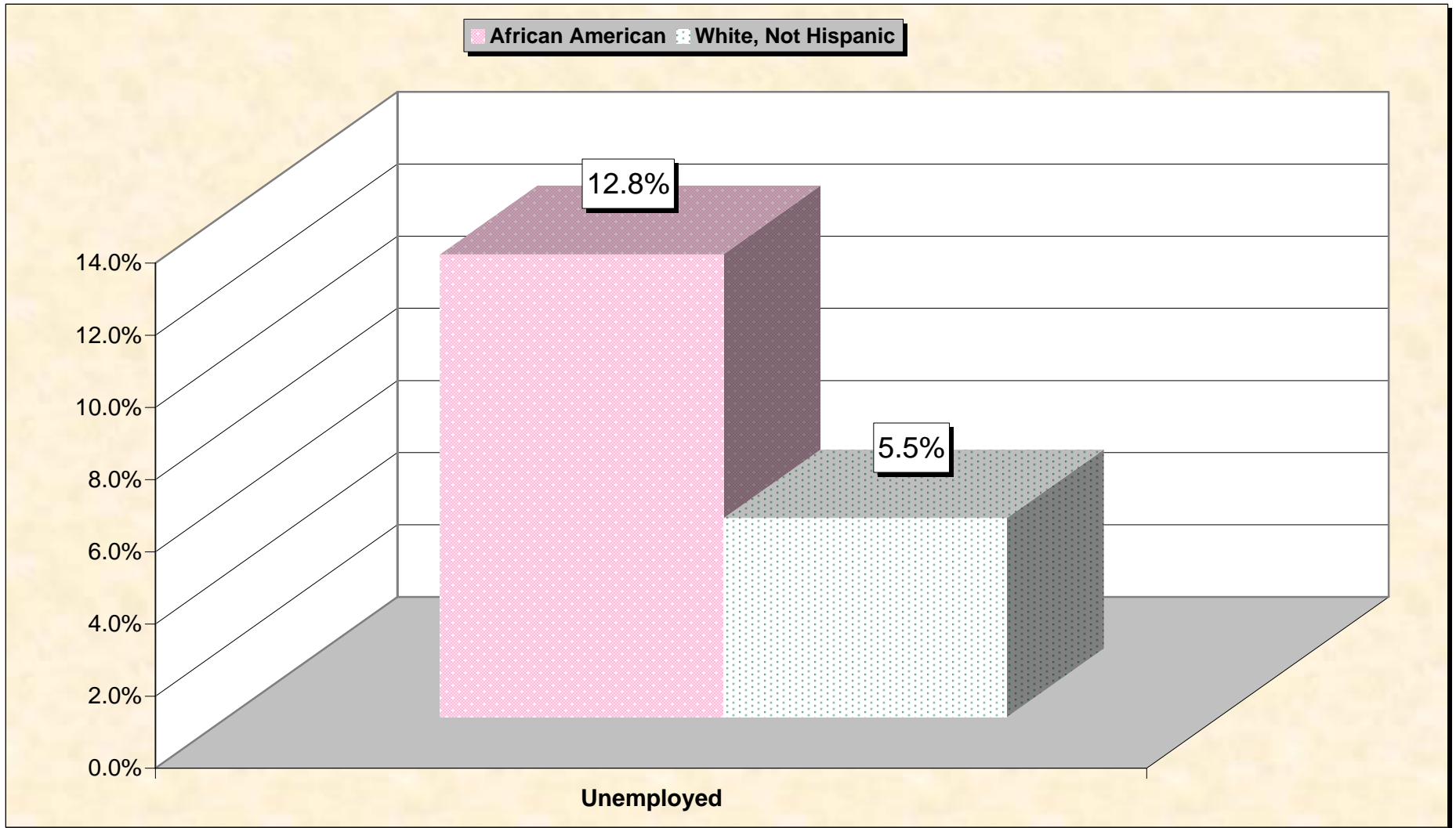
Source: Data Set: Census 2000 Summary File 3 (SF 3) - Sample Data -- P147B. SCHOOL ENROLLMENT BY LEVEL OF SCHOOL BY TYPE OF SCHOOL FOR THE POPULATION 3 YEARS AND OVER (BLACK OR AFRICAN AMERICAN ALONE) [17] - Universe: Black or African American alone 3 years and over; P147I. SCHOOL ENROLLMENT BY LEVEL OF SCHOOL BY TYPE OF SCHOOL FOR THE POPULATION 3 YEARS AND OVER (WHITE ALONE, NOT HISPANIC OR LATINO) [17] - Universe: White alone, not Hispanic or Latino population 3 years and over.

### Chart 3 -- Educational Attainment (25 years and over) Sacramento city, California



Source: Data Set: Census 2000 Summary File 3 (SF 3) - Sample Data -- P148B. SEX BY EDUCATIONAL ATTAINMENT FOR THE POPULATION 25 YEARS AND OVER (BLACK OR AFRICAN AMERICAN ALONE) [17] - Universe: Black or African American alone 25 years and over; P148I. SEX BY EDUCATIONAL ATTAINMENT FOR THE POPULATION 25 YEARS AND OVER (WHITE ALONE, NOT HISPANIC OR LATINO) [17] - Universe: White alone, not Hispanic or Latino population 25 years and over.

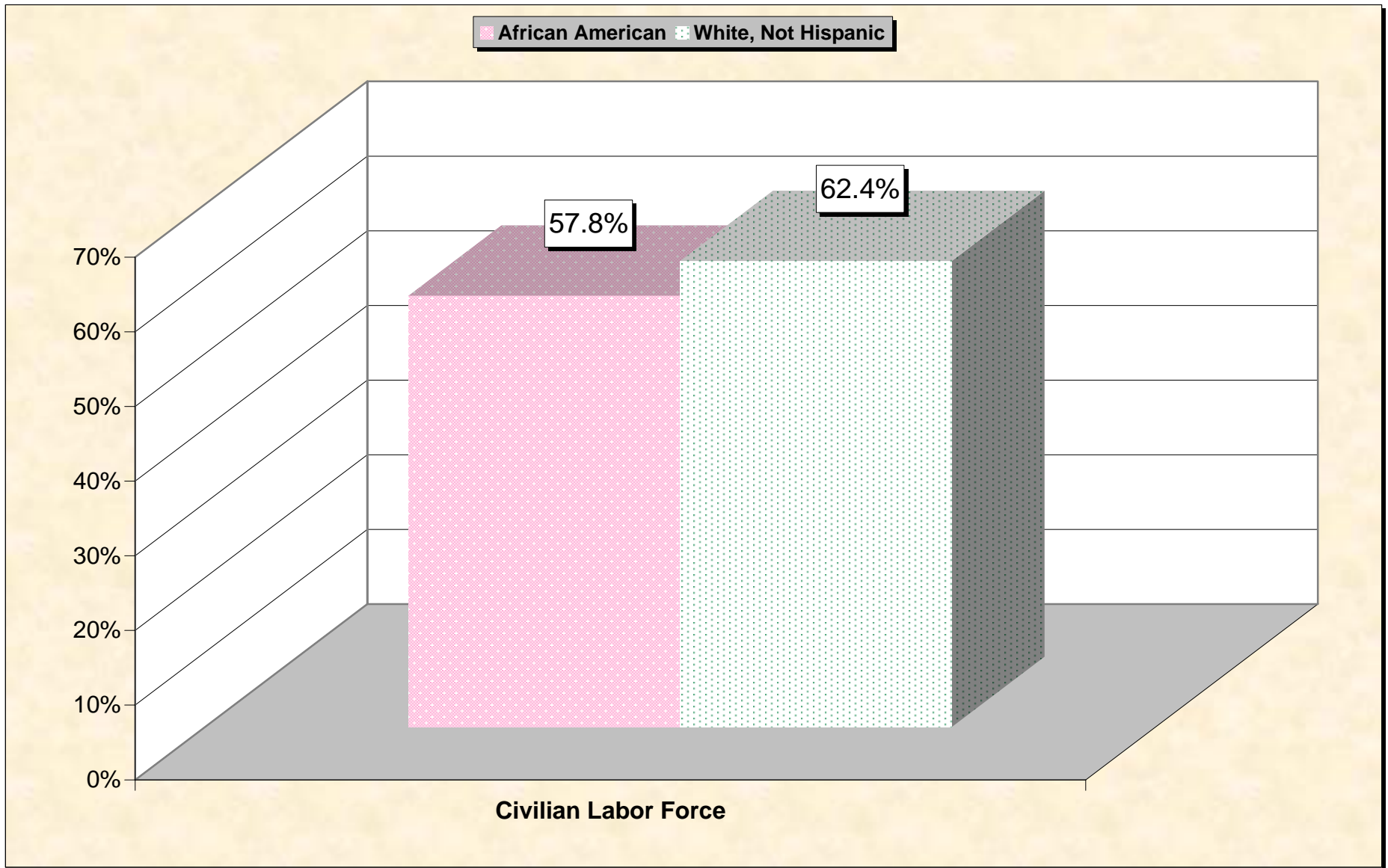
# Chart 4 -- Unemployment Rate (Civilian Labor Force) Sacramento city, California



**Note:** Unemployment rate is defined as a percentage of the civilian labor force.

Source: Data Set: Census 2000 Summary File 3 (SF 3) - Sample Data -- P150B. SEX BY EMPLOYMENT STATUS FOR THE POPULATION 16 YEARS AND OVER (BLACK OR AFRICAN AMERICAN ALONE) [15] - Universe: Black or African American alone 16 years and over; P150I. SEX BY EMPLOYMENT STATUS FOR THE POPULATION 16 YEARS AND OVER (WHITE ALONE, NOT HISPANIC OR LATINO) [15] - Universe: White alone, not Hispanic or Latino population 16 years and over.

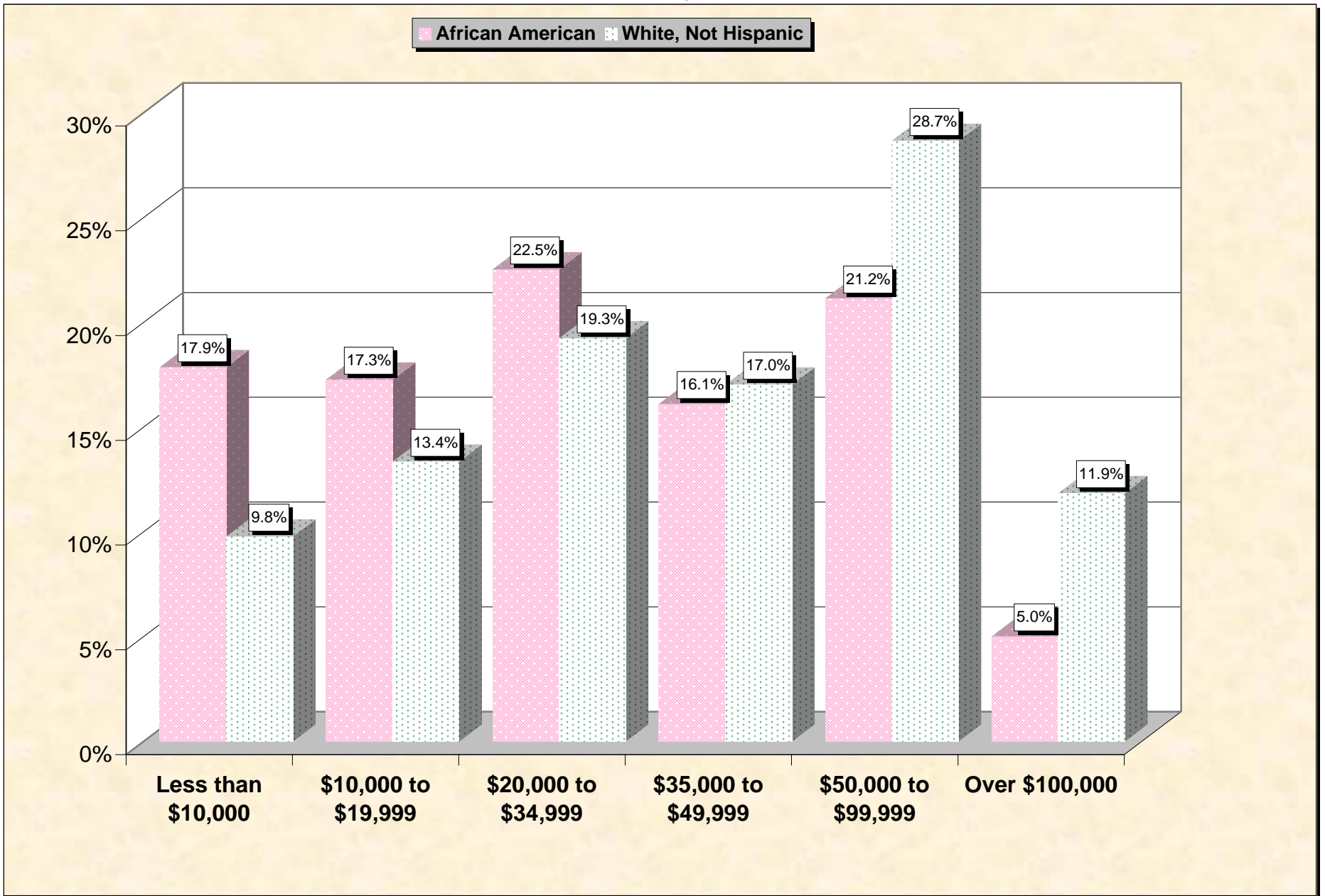
# Chart 5 -- Labor Force Participation (Civilian Labor Force) Sacramento city, California



**Note:** Labor force participation rate is defined as a percentage of the civilian population over 16.

Source: Data Set: Census 2000 Summary File 3 (SF 3) - Sample Data -- P150B. SEX BY EMPLOYMENT STATUS FOR THE POPULATION 16 YEARS AND OVER (BLACK OR AFRICAN AMERICAN ALONE) [15] - Universe: Black or African American alone 16 years and over; P150I. SEX BY EMPLOYMENT STATUS FOR THE POPULATION 16 YEARS AND OVER (WHITE ALONE, NOT HISPANIC OR LATINO) [15] - Universe: White alone, not Hispanic or Latino population 16 years and over.

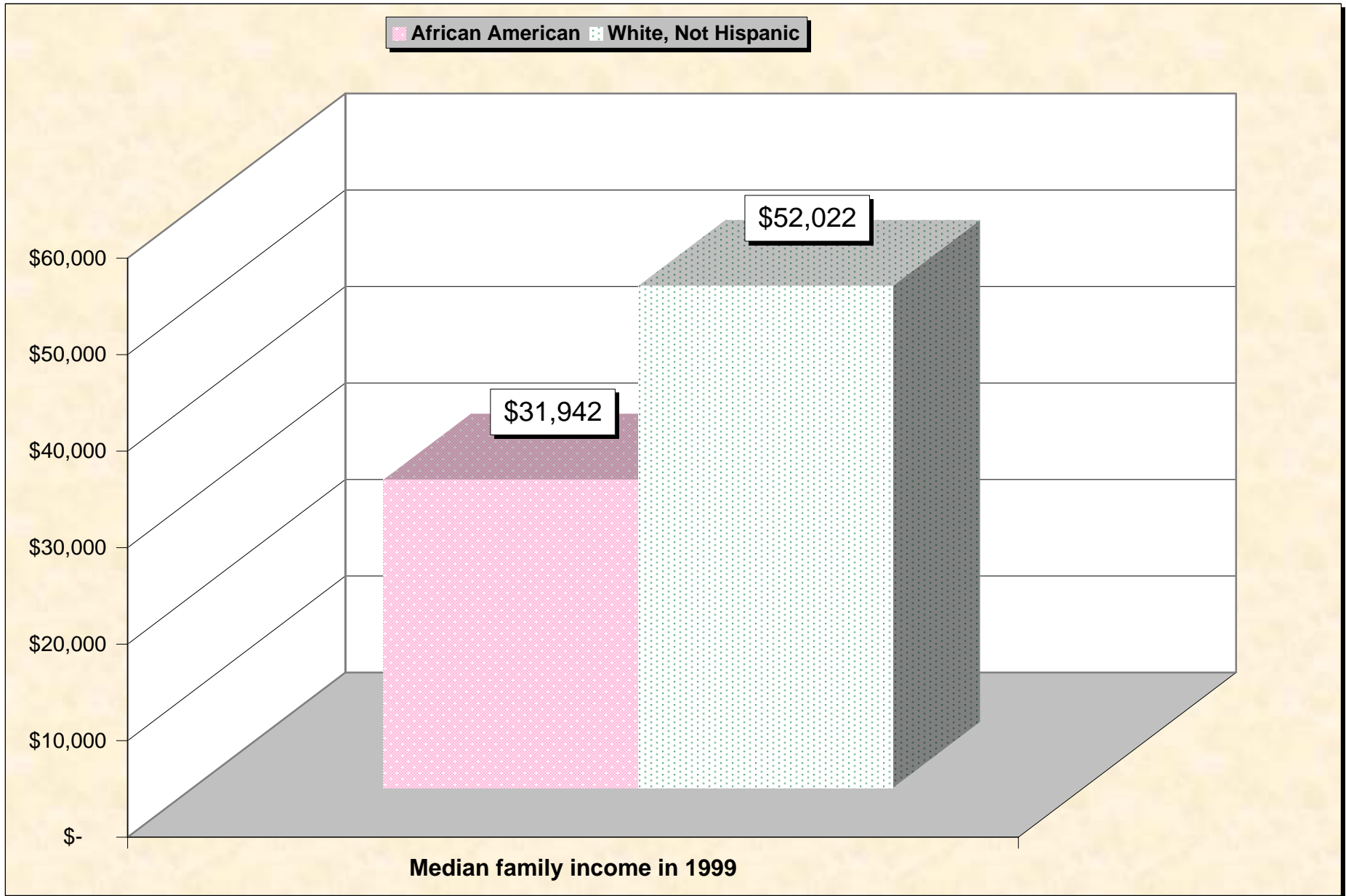
## Chart 6 -- Household Income in 1999 Sacramento city, California



Source: Data Set: Census 2000 Summary File 3 (SF 3) - Sample Data -- P151B. HOUSEHOLD INCOME IN 1999 (BLACK OR AFRICAN AMERICAN ALONE HOUSEHOLDER) [17] - Universe: Households with a householder who is Black or African American alone; P151I. HOUSEHOLD INCOME IN 1999 (WHITE ALONE, NOT HISPANIC OR LATINO HOUSEHOLDER) [17] - Universe: Households with a householder who is White alone, not Hispanic or Latino.

# Chart 7 -- Median Family Income In 1999

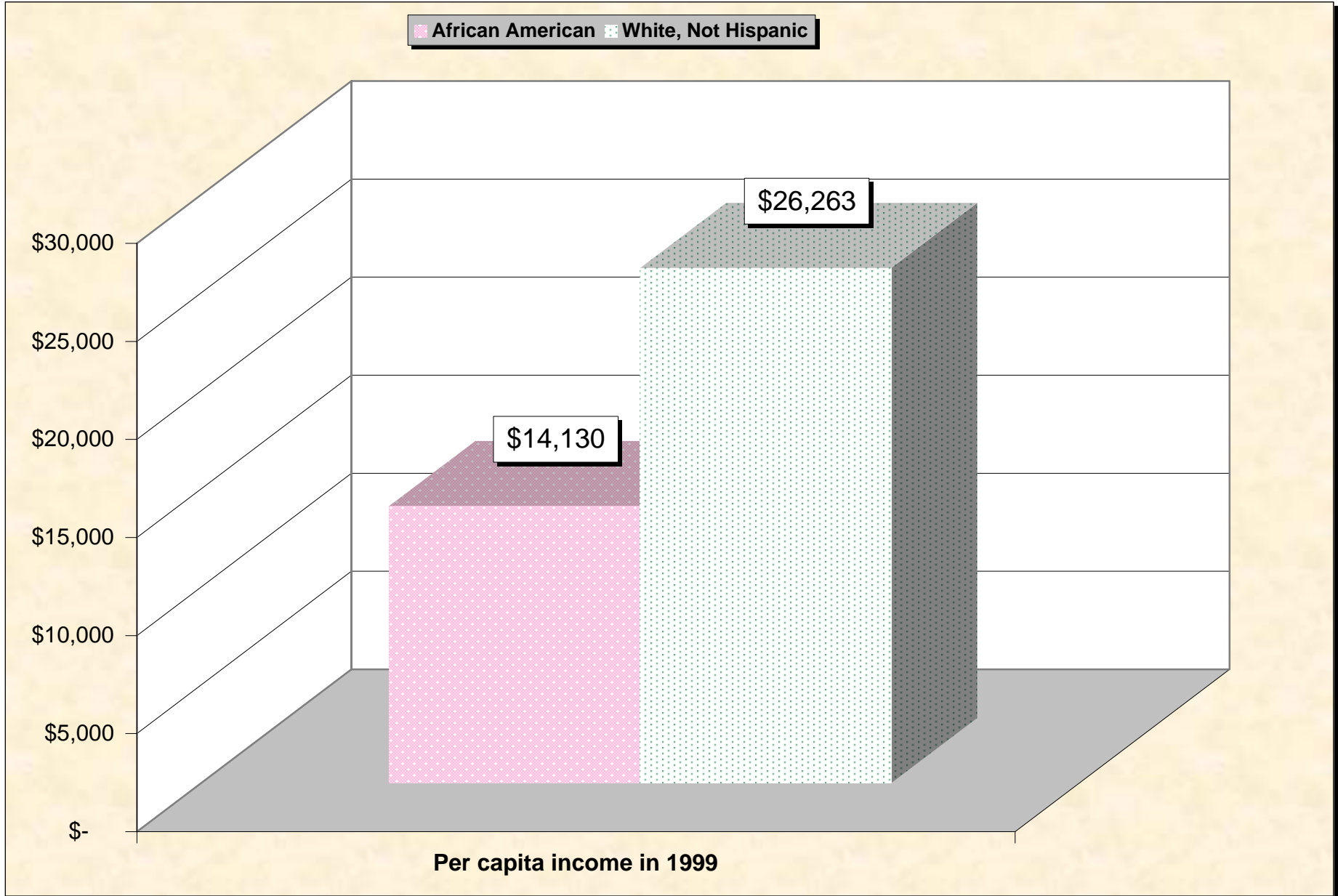
## Sacramento city, California



Source: Data Set: Census 2000 Summary File 3 (SF 3) - Sample Data -- P155B. MEDIAN FAMILY INCOME IN 1999 (DOLLARS) (BLACK OR AFRICAN AMERICAN ALONE HOUSEHOLDER) [1] - Universe: Families with a householder who is Black or African American alone ; P155I. MEDIAN FAMILY INCOME IN 1999 (DOLLARS) (WHITE ALONE, NOT HISPANIC OR LATINO HOUSEHOLDER) [1] - Universe: Families with a householder who is White alone, not Hispanic or Latino.

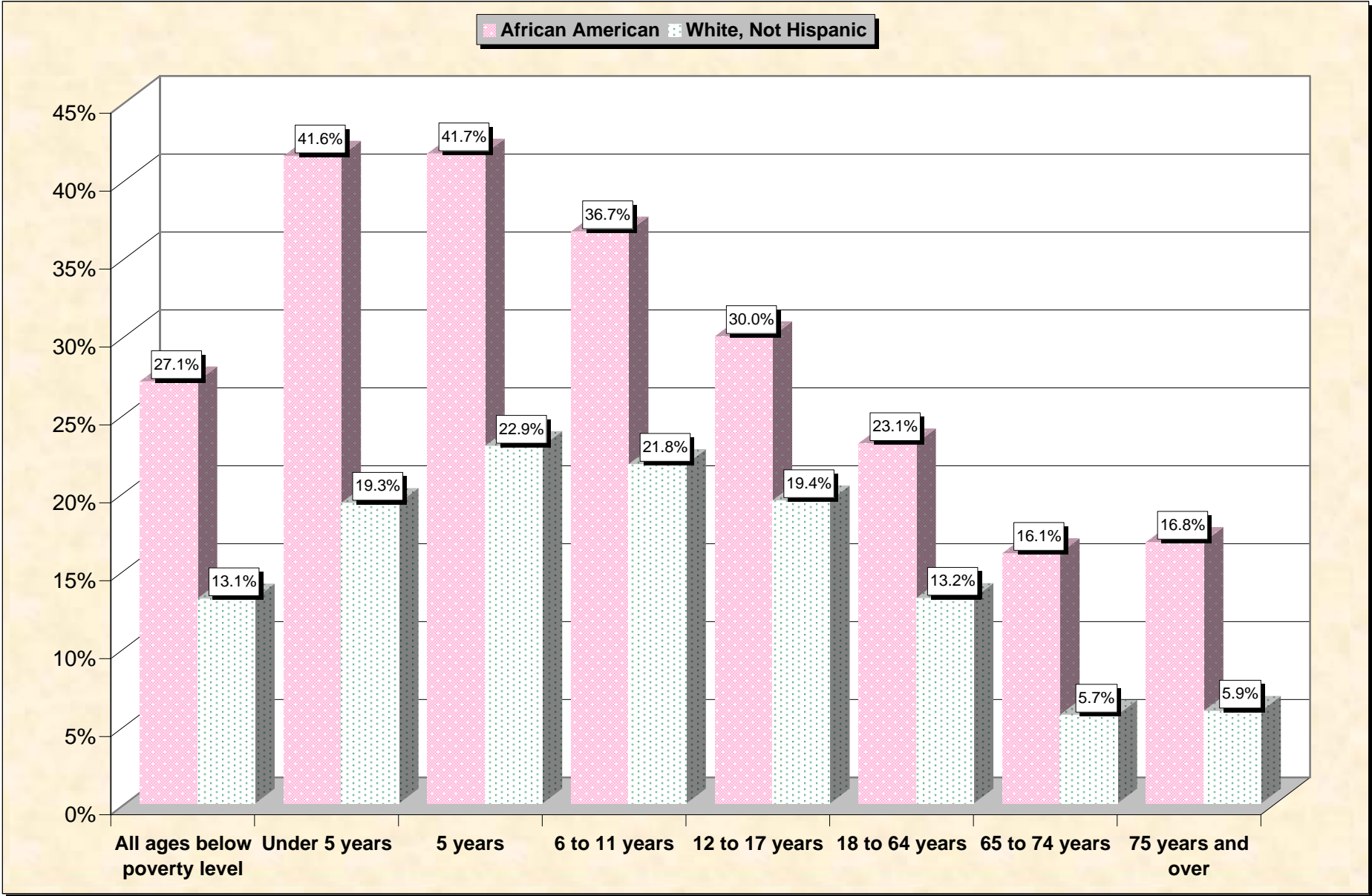


# Chart 8 -- Per Capita Income In 1999 Sacramento city, California



Source: Data Set: Census 2000 Summary File 3 (SF 3) - Sample Data -- P157B. PER CAPITA INCOME IN 1999 (DOLLARS) (BLACK OR AFRICAN AMERICAN ALONE) [1] - Universe: Black or African American alone; P157I. PER CAPITA INCOME IN 1999 (DOLLARS) (WHITE ALONE, NOT HISPANIC OR LATINO) [1] - Universe: White alone, not Hispanic or Latino population.

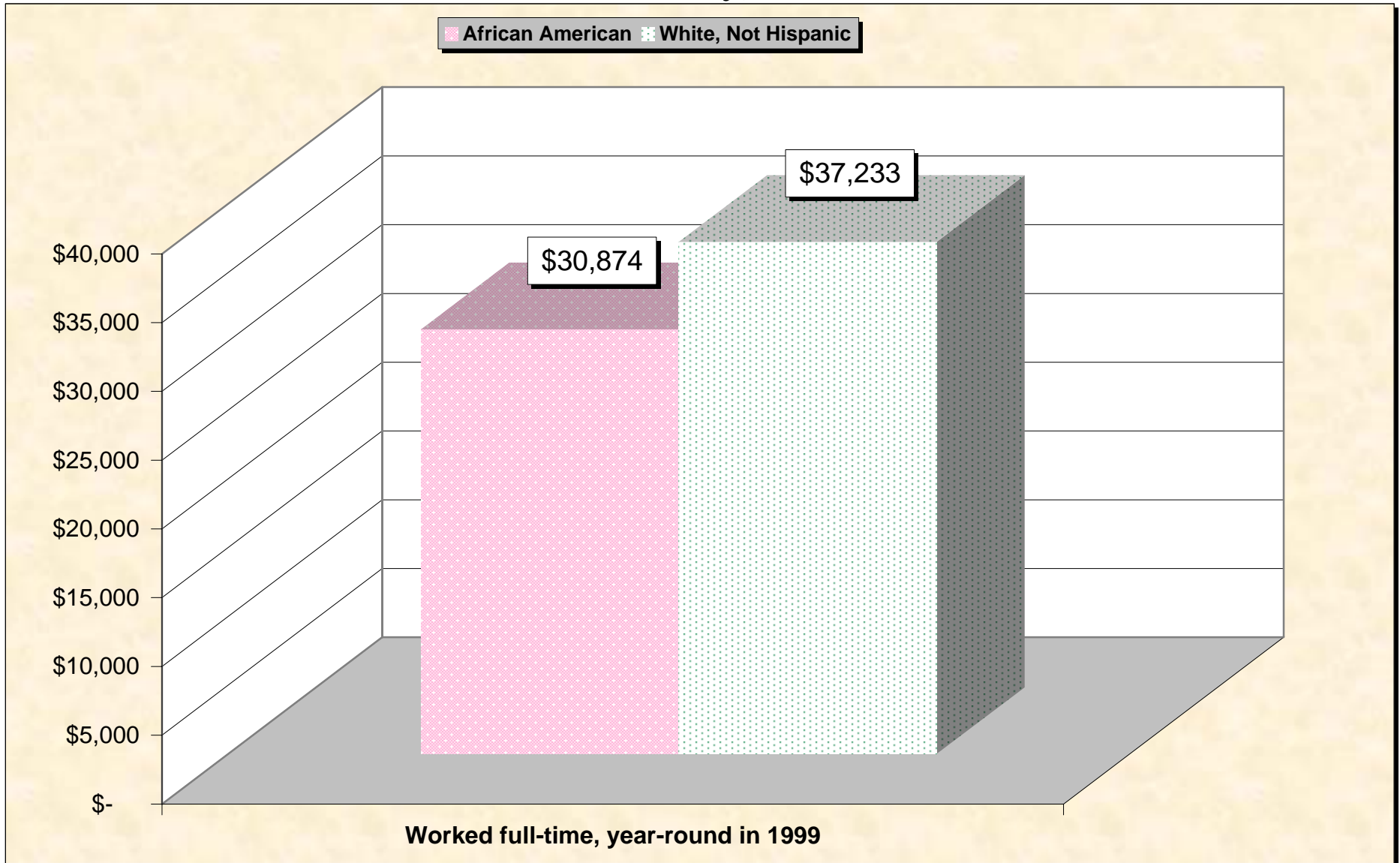
# Chart 9 -- Income in 1999 Below Poverty Level by Age Sacramento city, California



Source: Data Set: Census 2000 Summary File 3 (SF 3) - Sample Data -- P159B. POVERTY STATUS IN 1999 BY AGE (BLACK OR AFRICAN AMERICAN ALONE) [17] - Universe: Black or African American alone for whom poverty status is determined; P159I. POVERTY STATUS IN 1999 BY AGE (WHITE ALONE, NOT HISPANIC OR LATINO) [17] - Universe: White alone, not Hispanic or Latino population for whom poverty status is determined.

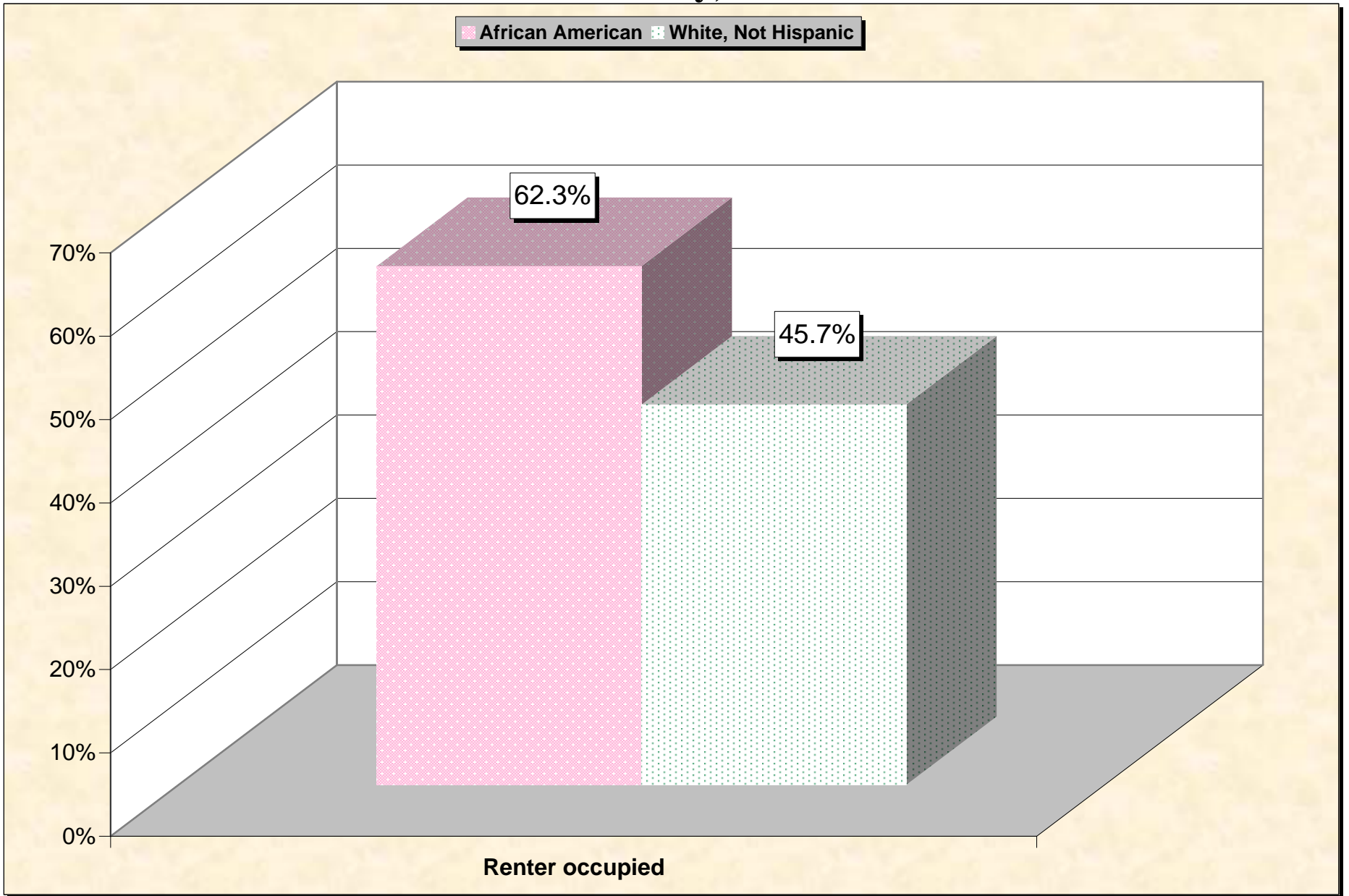
# Chart 10 -- Median Earnings in 1999

## Sacramento city, California



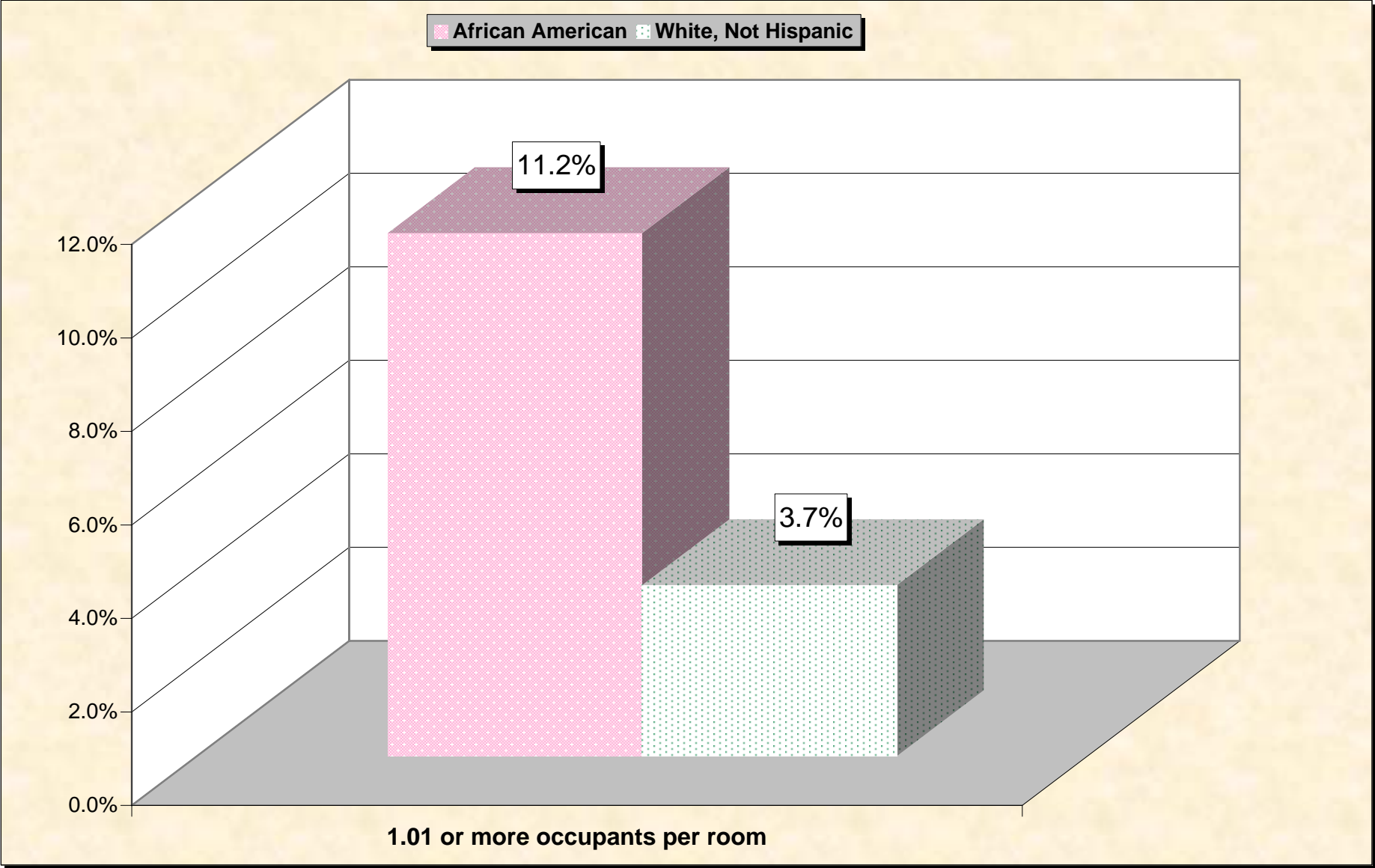
Source: Data Set: Census 2000 Summary File 3 (SF 3) - Sample Data -- PCT74B. MEDIAN EARNINGS IN 1999 (DOLLARS) BY WORK EXPERIENCE IN 1999 BY SEX FOR THE POPULATION 16 YEARS AND OVER WITH EARNINGS (BLACK OR AFRICAN AMERICAN ALONE) [6] - Universe: Black or African American alone 16 years and over with earnings in 1999; PCT74I. MEDIAN EARNINGS IN 1999 (DOLLARS) BY WORK EXPERIENCE IN 1999 BY SEX FOR THE POPULATION 16 YEARS AND OVER WITH EARNINGS (WHITE ALONE, NOT HISPANIC OR LATINO) [6] - Universe: White alone, not Hispanic or Latino population 16 years and over with earnings in 1999.

# Chart 11 -- Renter-Occupied Housing Sacramento city, California



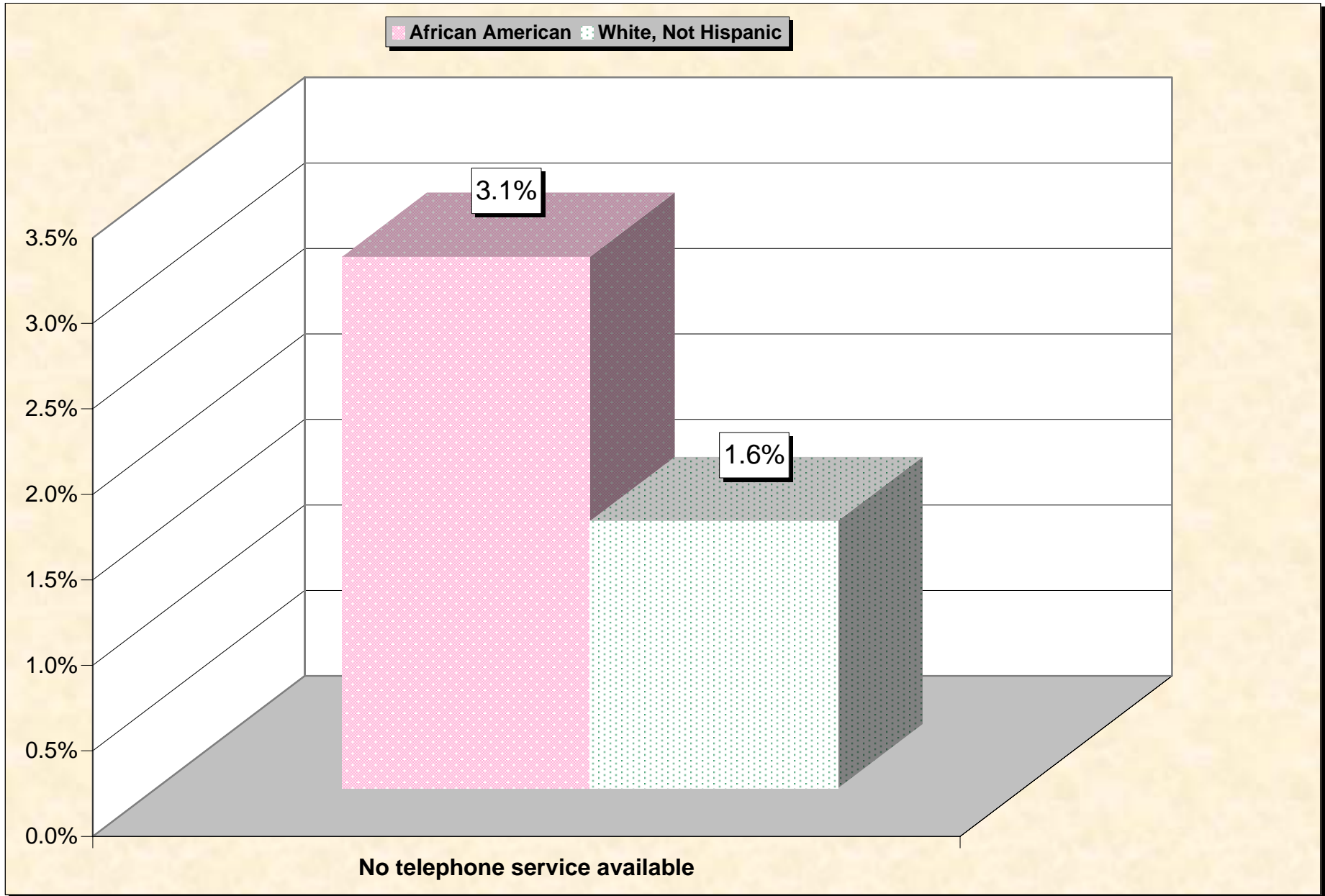
Source: Data Set: Census 2000 Summary File 3 (SF 3) - Sample Data -- H11. TENURE BY RACE OF HOUSEHOLDER [17] - Universe: Occupied housing units; H13. TENURE (WHITE ALONE, NOT HISPANIC OR LATINO HOUSEHOLDER) [3] - Universe: Occupied housing units with a householder who is White alone, not Hispanic or Latino.

# Chart 12 -- Occupants Per Room (Crowding) by Household Sacramento city, California



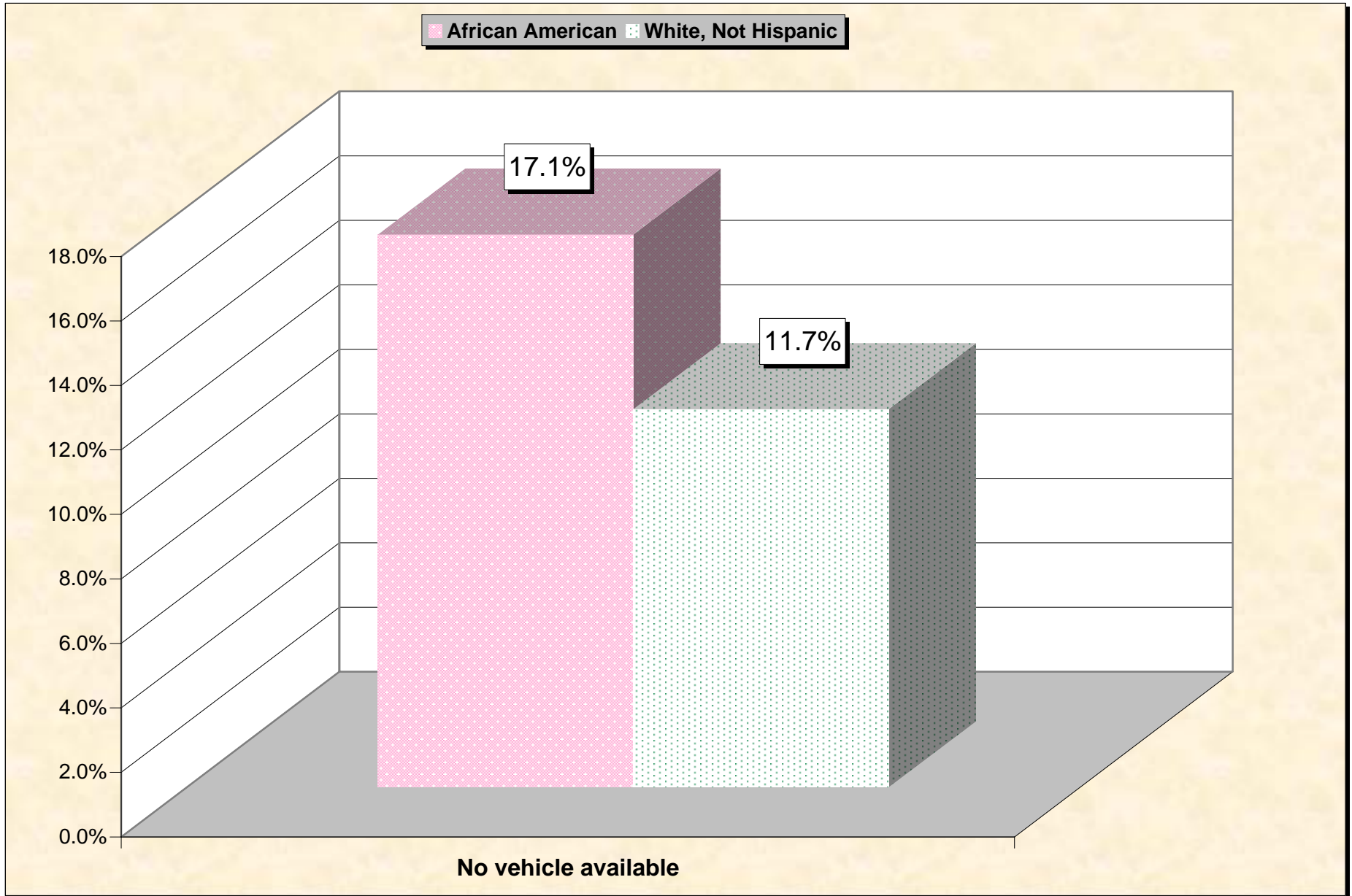
Source: Data Set: Census 2000 Summary File 3 (SF 3) - Sample Data -- HCT29B. OCCUPANTS PER ROOM (BLACK OR AFRICAN AMERICAN ALONE HOUSEHOLDER) [3] - Universe: Occupied housing units with a householder who is Black or African American alone; HCT29I. OCCUPANTS PER ROOM (WHITE ALONE, NOT HISPANIC OR LATINO HOUSEHOLDER) [3] - Universe: Occupied housing units with a householder who is White alone, not Hispanic or Latino.

# Chart 13 -- Lack of Telephone Service by Household Sacramento city, California



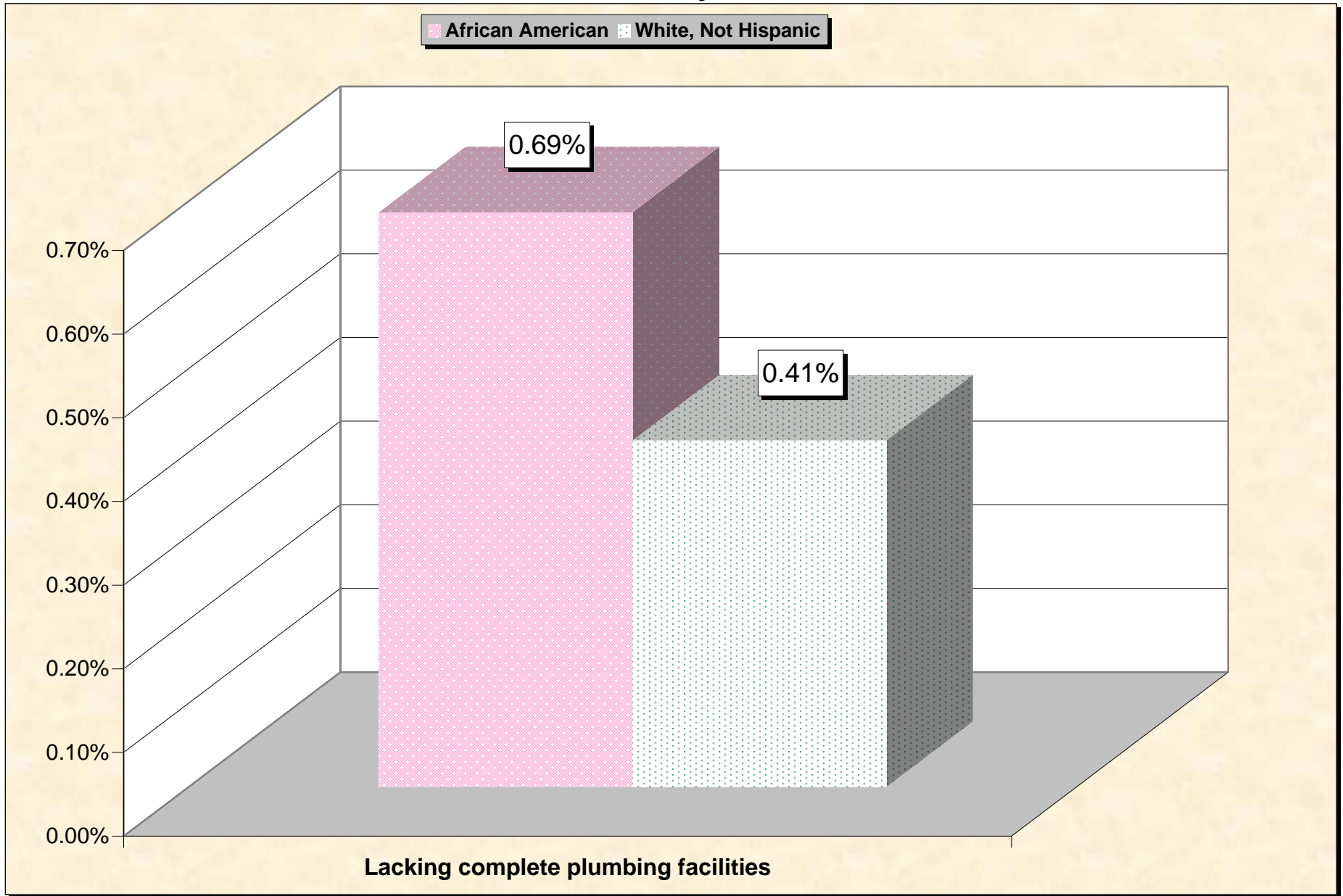
Source: Data Set: Census 2000 Summary File 3 (SF 3) - Sample Data -- HCT32B. TELEPHONE SERVICE AVAILABLE (BLACK OR AFRICAN AMERICAN ALONE HOUSEHOLDER) [3] - Universe: Occupied housing units with a householder who is Black or African American alone; HCT32I. TELEPHONE SERVICE AVAILABLE (WHITE ALONE, NOT HISPANIC OR LATINO HOUSEHOLDER) [3] - Universe: Occupied housing units with a householder who is White alone, not Hispanic or Latino.

# Chart 14 -- Lack of Vehicle By Household Sacramento city, California



Source: Data Set: Census 2000 Summary File 3 (SF 3) - Sample Data -- HCT33B. VEHICLES AVAILABLE (BLACK OR AFRICAN AMERICAN ALONE HOUSEHOLDER) [3] - Universe: Occupied housing units with a householder who is Black or African American alone;; HCT33I. VEHICLES AVAILABLE (WHITE ALONE, NOT HISPANIC OR LATINO HOUSEHOLDER) [3] - Universe: Occupied housing units with a householder who is White alone, not Hispanic or Latino.

# Chart 15 -- Lack of Plumbing By Household Sacramento city, California

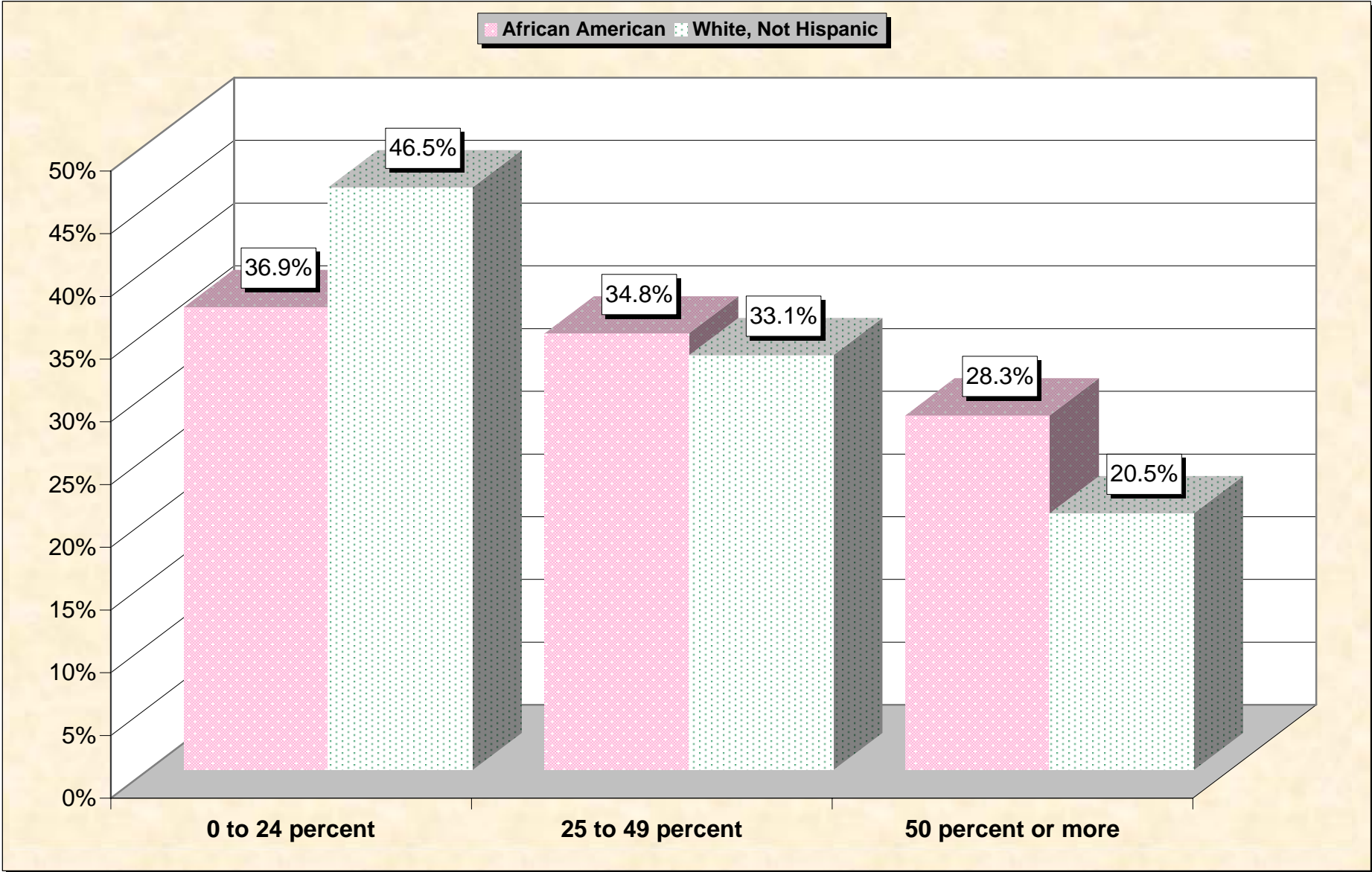


Source: Data Set: Census 2000 Summary File 3 (SF 3) - Sample Data -- HCT34B. PLUMBING FACILITIES (BLACK OR AFRICAN AMERICAN ALONE HOUSEHOLDER) [3] - Universe: Occupied housing units with a householder who is Black or African American alone; HCT34I. PLUMBING FACILITIES (WHITE ALONE, NOT HISPANIC OR LATINO HOUSEHOLDER) [3] - Universe: Occupied housing units with a householder who is White alone, not Hispanic or Latino.



# Chart 16 -- Gross Rent as a Percentage of Household Income in 1999

## Sacramento city, California



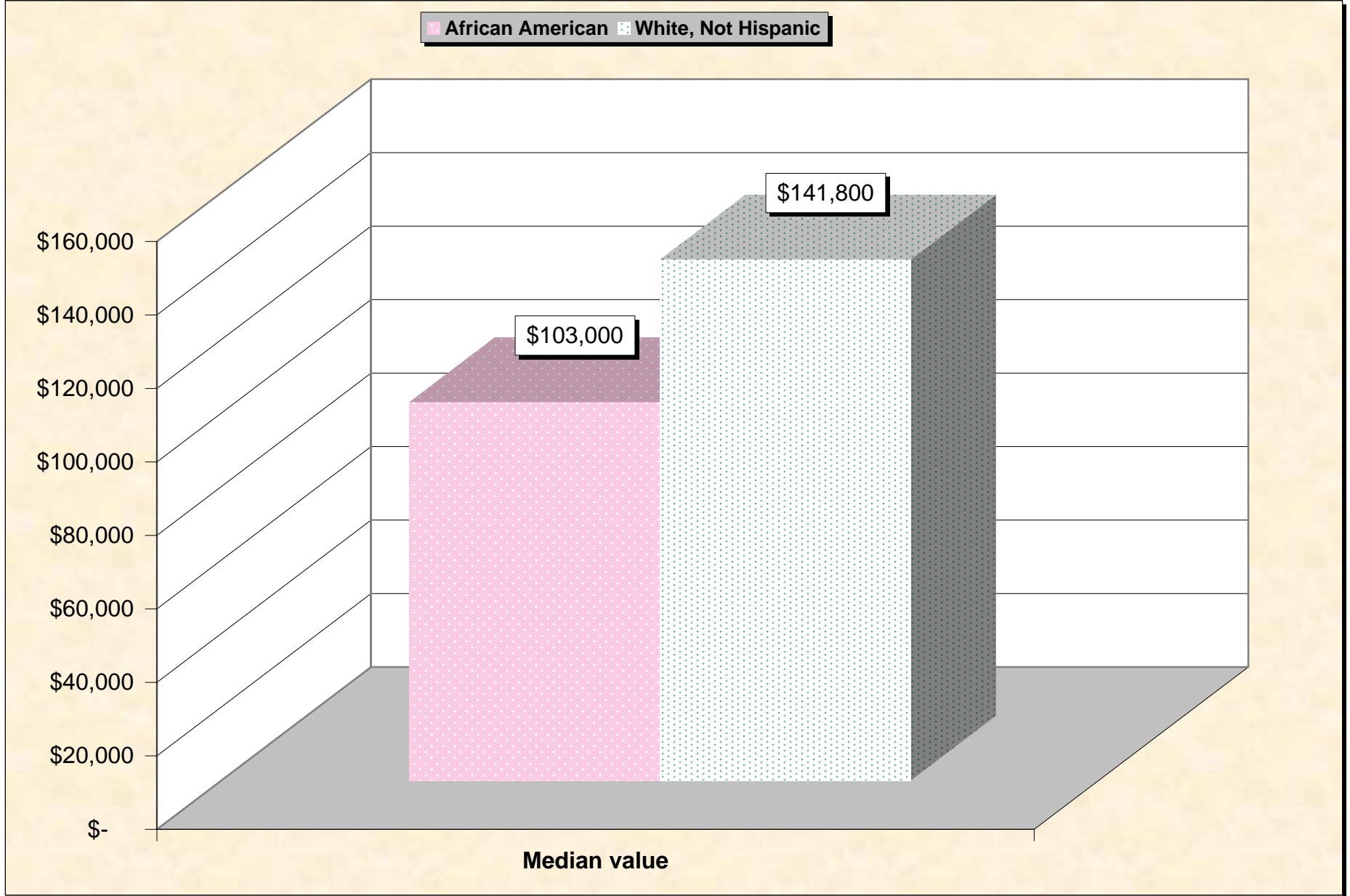
Source: Data Set: Census 2000 Summary File 3 (SF 3) - Sample Data -- HCT39B. GROSS RENT AS A PERCENTAGE OF HOUSEHOLD INCOME IN 1999 (BLACK OR AFRICAN AMERICAN ALONE HOUSEHOLDER) [11] - Universe: Specified renter-occupied housing units with a householder who is Black or African American alone; HCT39I. GROSS RENT AS A PERCENTAGE OF HOUSEHOLD INCOME IN 1999 (WHITE ALONE, NOT HISPANIC OR LATINO HOUSEHOLDER) [11] - Universe: Specified renter-occupied housing units with a householder who is White alone, not Hispanic or Latino.

# Chart 17 -- Median Gross Rent By Household Sacramento city, California



Source: Data Set: Census 2000 Summary File 3 (SF 3) - Sample Data -- HCT37B. MEDIAN GROSS RENT (DOLLARS) (BLACK OR AFRICAN AMERICAN ALONE HOUSEHOLDER) [1] - Universe: Specified renter-occupied housing units paying cash rent with a householder who is Black or African American alone; HCT37I. MEDIAN GROSS RENT (DOLLARS) (WHITE ALONE, NOT HISPANIC OR LATINO HOUSEHOLDER) [1] - Universe: Specified renter-occupied housing units paying cash rent with a householder who is White alone, not Hispanic or Latino.

# Chart 18 -- Median Home Value By Household Sacramento city, California



Source: Data Set: Census 2000 Summary File 3 (SF 3) - Sample Data -- HCT42B. MEDIAN VALUE (DOLLARS) (BLACK OR AFRICAN AMERICAN ALONE HOUSEHOLDER) [1] - Universe: Specified owner-occupied housing units with a householder who is Black or African American alone; HCT42I. MEDIAN VALUE (DOLLARS) (WHITE ALONE, NOT HISPANIC OR LATINO HOUSEHOLDER) [1] - Universe: Specified owner-occupied housing units with a householder who is White alone, not Hispanic or Latino.

## HOUSEHOLDS BY AGE OF HOUSEHOLDER BY HOUSEHOLD TYPE (INCLUDING LIVING ALONE) BY PRESENCE OF OWN CHILDREN UNDER 18 YEARS

Source data for Chart 1

	African American	White, Not Hispanic
	Sacramento city, California	Sacramento city, California
Total:	22,407	80,528
Householder 15 to 64 years:	19,094	61,328
Family households:	13,152	31,130
Married-couple family:	5,360	21,900
With own children under 18 years	3,244	10,063
No own children under 18 years	2,116	11,837
Other family:	7,792	9,230
Male householder, no wife present:	1,317	2,427
With own children under 18 years	826	1,372
No own children under 18 years	491	1,055
Female householder, no husband present:	6,475	6,803
With own children under 18 years	4,933	4,611
No own children under 18 years	1,542	2,192
Nonfamily households:	5,942	30,198
Householder living alone	4,922	22,174
Householder not living alone	1,020	8,024
Householder 65 years and over:	3,313	19,200
Family households:	1,715	8,510
Married-couple family:	971	6,632
With own children under 18 years	6	39
No own children under 18 years	965	6,593
Other family:	744	1,878
Male householder, no wife present:	102	324
With own children under 18 years	11	14
No own children under 18 years	91	310
Female householder, no husband present:	642	1,554
With own children under 18 years	0	0
No own children under 18 years	642	1,554
Nonfamily households:	1,598	10,690
Householder living alone	1,457	10,228
Householder not living alone	141	462

Source: Data Set: Census 2000 Summary File 3 (SF 3) - Sample Data - P146B. HOUSEHOLDS BY AGE OF HOUSEHOLDER BY HOUSEHOLD TYPE (INCLUDING LIVING ALONE) BY PRESENCE OF OWN CHILDREN UNDER 18 YEARS (BLACK OR AFRICAN AMERICAN ALONE HOUSEHOLDER) [31] - Universe: Households with a householder who is Black or African American alone; P146I. HOUSEHOLDS BY AGE OF HOUSEHOLDER BY HOUSEHOLD TYPE (INCLUDING LIVING ALONE) BY PRESENCE OF OWN CHILDREN UNDER 18 YEARS (WHITE ALONE, NOT HISPANIC OR LATINO HOUSEHOLDER) [31] - Universe: Households with a householder who is White alone, not Hispanic or Latino.

## SCHOOL ENROLLMENT BY LEVEL OF SCHOOL BY TYPE OF SCHOOL FOR THE POPULATION 3 YEARS AND OVER

**Source data for Chart 2**

	African American	White, Not Hispanic
	Sacramento city, California	Sacramento city, California
Total:	59,454	161,015
Enrolled in nursery school, preschool:	1,197	1,616
Public school	920	803
Private school	277	813
Enrolled in kindergarten:	1,228	1,439
Public school	1,196	1,283
Private school	32	156
Enrolled in grade 1 to grade 8:	11,296	12,760
Public school	10,860	10,869
Private school	436	1,891
Enrolled in grade 9 to grade 12:	4,666	6,431
Public school	4,416	5,364
Private school	250	1,067
Enrolled in college:	4,572	15,176
Public school	3,792	12,933
Private school	780	2,243
Not enrolled in school	36,495	123,593

*Source: Data Set: Census 2000 Summary File 3 (SF 3) - Sample Data - P146B. HOUSEHOLDS BY AGE OF HOUSEHOLDER BY HOUSEHOLD TYPE (INCLUDING LIVING ALONE) BY PRESENCE OF OWN CHILDREN UNDER 18 YEARS (BLACK OR AFRICAN AMERICAN ALONE HOUSEHOLDER) [31] - Universe: Households with a householder who is Black or African American alone; P146I. HOUSEHOLDS BY AGE OF HOUSEHOLDER BY HOUSEHOLD TYPE (INCLUDING LIVING ALONE) BY PRESENCE OF OWN CHILDREN UNDER 18 YEARS (WHITE ALONE, NOT HISPANIC OR LATINO HOUSEHOLDER) [31] - Universe: Households with a householder who is White alone, not Hispanic or Latino.*

## SEX BY EDUCATIONAL ATTAINMENT FOR THE POPULATION 25 YEARS AND OVER

### Source data for Chart 3

	African American	White, Not Hispanic
	Sacramento city, California	Sacramento city, California
Total:	34,745	124,229
Male:	15,505	58,461
Less than 9th grade	731	1,908
9th to 12th grade, no diploma	2,296	5,649
High school graduate (includes equivalency)	4,191	11,586
Some college, no degree	4,715	14,564
Associate degree	1,352	4,923
Bachelor's degree	1,547	11,998
Graduate or professional degree	673	7,833
Female:	19,240	65,768
Less than 9th grade	853	2,124
9th to 12th grade, no diploma	2,855	5,728
High school graduate (includes equivalency)	4,644	14,787
Some college, no degree	6,451	17,384
Associate degree	1,930	5,896
Bachelor's degree	1,729	12,968
Graduate or professional degree	778	6,881

Source: Data Set: Census 2000 Summary File 3 (SF 3) - Sample Data -- P148B. SEX BY EDUCATIONAL ATTAINMENT FOR THE POPULATION 25 YEARS AND OVER (BLACK OR AFRICAN AMERICAN ALONE) [17] - Universe: Black or African American alone 25 years and over; P148I. SEX BY EDUCATIONAL ATTAINMENT FOR THE POPULATION 25 YEARS AND OVER (WHITE ALONE, NOT HISPANIC OR LATINO) [17] - Universe: White alone, not Hispanic or Latino population 25 years and over.

## SEX BY EMPLOYMENT STATUS FOR THE POPULATION 16 YEARS AND OVER

Source data for Charts 4 and 5

	African American	White, Not Hispanic
	Sacramento city, California	Sacramento city, California
Total:	42,528	141,122
Male:	19,391	66,578
In labor force:	11,339	45,248
In Armed Forces	47	159
Civilian:	11,292	45,089
Employed	9,501	42,222
Unemployed	1,791	2,867
Not in labor force	8,052	21,330
Female:	23,137	74,544
In labor force:	13,352	43,108
In Armed Forces	73	84
Civilian:	13,279	43,024
Employed	11,920	41,033
Unemployed	1,359	1,991
Not in labor force	9,785	31,436

*Source: Data Set: Census 2000 Summary File 3 (SF 3) - Sample Data -- P150B. SEX BY EMPLOYMENT STATUS FOR THE POPULATION 16 YEARS AND OVER (BLACK OR AFRICAN AMERICAN ALONE) [15] - Universe: Black or African American alone 16 years and over; P150I. SEX BY EMPLOYMENT STATUS FOR THE POPULATION 16 YEARS AND OVER (WHITE ALONE, NOT HISPANIC OR LATINO) [15] - Universe: White alone, not Hispanic or Latino population 16 years and over.*

## HOUSEHOLD INCOME IN 1999

### Source data for Chart 6

	African American	White, Not Hispanic
	Sacramento city, California	Sacramento city, California
Total:	22,407	80,528
Less than \$10,000	4,005	7,884
\$10,000 to \$14,999	2,052	5,744
\$15,000 to \$19,999	1,820	5,021
\$20,000 to \$24,999	1,671	5,017
\$25,000 to \$29,999	1,826	5,005
\$30,000 to \$34,999	1,554	5,481
\$35,000 to \$39,999	1,548	4,951
\$40,000 to \$44,999	1,147	4,743
\$45,000 to \$49,999	916	4,032
\$50,000 to \$59,999	1,685	7,272
\$60,000 to \$74,999	1,580	8,631
\$75,000 to \$99,999	1,476	7,192
\$100,000 to \$124,999	650	4,529
\$125,000 to \$149,999	223	1,899
\$150,000 to \$199,999	141	1,652
\$200,000 or more	113	1,475

Source: Data Set: Census 2000 Summary File 3 (SF 3) - Sample Data -- P151B. HOUSEHOLD INCOME IN 1999 (BLACK OR AFRICAN AMERICAN ALONE HOUSEHOLDER) [17] - Universe: Households with a householder who is Black or African American alone; P151I. HOUSEHOLD INCOME IN 1999 (WHITE ALONE, NOT HISPANIC OR LATINO HOUSEHOLDER) [17] - Universe: Households with a householder who is White alone, not Hispanic or Latino.



## MEDIAN FAMILY INCOME IN 1999

### Source data for Chart 7

	African American	White, Not Hispanic
	Sacramento city, California	Sacramento city, California
Median family income in 1999	\$ 31,942	\$ 52,022

Source: Data Set: Census 2000 Summary File 3 (SF 3) - Sample Data -- P155B. MEDIAN FAMILY INCOME IN 1999 (DOLLARS) (BLACK OR AFRICAN AMERICAN ALONE HOUSEHOLDER) [1] - Universe: Families with a householder who is Black or African American alone ; P155I. MEDIAN FAMILY INCOME IN 1999 (DOLLARS) (WHITE ALONE, NOT HISPANIC OR LATINO HOUSEHOLDER) [1] - Universe: Families with a householder who is White alone, not Hispanic or Latino.

## PER CAPITA INCOME IN 1999

### Source data for Chart 8

	African American	White, Not Hispanic
	Sacramento city, California	Sacramento city, California
Per capita income in 1999	\$ 14,130	\$ 26,263

Source: Data Set: Census 2000 Summary File 3 (SF 3) - Sample Data -- P157B. PER CAPITA INCOME IN 1999 (DOLLARS) (BLACK OR AFRICAN AMERICAN ALONE) [1] - Universe: Black or African American alone; P157I. PER CAPITA INCOME IN 1999 (DOLLARS) (WHITE ALONE, NOT HISPANIC OR LATINO) [1] - Universe: White alone, not Hispanic or Latino population.

## POVERTY STATUS IN 1999 BY AGE

### Source data for Chart 9

	African American	White, Not Hispanic
	Sacramento city, California	Sacramento city, California
Total:	60,543	161,422
Income in 1999 below poverty level:	16,399	21,223
Under 5 years	2,014	1,314
5 years	533	312
6 to 11 years	3,056	2,018
12 to 17 years	2,011	1,720
18 to 64 years	8,015	14,312
65 to 74 years	442	692
75 years and over	328	855
Income in 1999 at or above poverty level:	44,144	140,199
Under 5 years	2,832	5,500
5 years	745	1,048
6 to 11 years	5,270	7,248
12 to 17 years	4,697	7,124
18 to 64 years	26,663	94,259
65 to 74 years	2,310	11,478
75 years and over	1,627	13,542

Source: Data Set: Census 2000 Summary File 3 (SF 3) - Sample Data -- P159B. POVERTY STATUS IN 1999 BY AGE (BLACK OR AFRICAN AMERICAN ALONE) [17] - Universe: Black or African American alone for whom poverty status is determined;P159I. POVERTY STATUS IN 1999 BY AGE (WHITE ALONE, NOT HISPANIC OR LATINO) [17] - Universe: White alone, not Hispanic or Latino population for whom poverty status is determined.

## MEDIAN EARNINGS IN 1999

### Source data for Chart 10

	African American	White, Not Hispanic
	Sacramento city, California	Sacramento city, California
Median earnings in 1999 --		
Worked full-time, year-round in 1999 --		
Total	\$ 30,874	\$ 37,233
Male	\$ 32,446	\$ 40,419
Female	\$ 29,795	\$ 34,455
Other --		
Total	\$ 10,393	\$ 12,420
Male	\$ 10,332	\$ 12,982
Female	\$ 10,452	\$ 12,139

Source: Data Set: Census 2000 Summary File 3 (SF 3) - Sample Data -- PCT74B. MEDIAN EARNINGS IN 1999 (DOLLARS) BY WORK EXPERIENCE IN 1999 BY SEX FOR THE POPULATION 16 YEARS AND OVER WITH EARNINGS (BLACK OR AFRICAN AMERICAN ALONE) [6] - Universe: Black or African American alone 16 years and over with earnings in 1999; PCT74I. MEDIAN EARNINGS IN 1999 (DOLLARS) BY WORK EXPERIENCE IN 1999 BY SEX FOR THE POPULATION 16 YEARS AND OVER WITH EARNINGS (WHITE ALONE, NOT HISPANIC OR LATINO) [6] - Universe: White alone, not Hispanic or Latino population 16 years and over with earnings in 1999.

## TENURE BY RACE OF HOUSEHOLDER

### Source data for Chart 11

	<b>Sacramento city, California</b>
Total:	154,565
Owner occupied:	77,396
Householder who is White alone	48,658
<b>Householder who is Black or African American alone</b>	<b>8,353</b>
Householder who is American Indian and Alaska Native alone	557
Householder who is Asian alone	10,809
Householder who is Native Hawaiian and Other Pacific Islander alone	446
Householder who is Some other race alone	5,502
Householder who is Two or more races	3,071
Renter occupied:	77,169
Householder who is White alone	41,698
<b>Householder who is Black or African American alone</b>	<b>13,783</b>
Householder who is American Indian and Alaska Native alone	1,222
Householder who is Asian alone	8,882
Householder who is Native Hawaiian and Other Pacific Islander alone	467
Householder who is Some other race alone	7,182
Householder who is Two or more races	3,935

### White alone, not Hispanic

### White, Not Hispanic

		<b>Sacramento city, California</b>
Total:		80,880
Owner occupied		43,958
Renter occupied		36,922

Source: Data Set: Census 2000 Summary File 3 (SF 3) - Sample Data -- H11. TENURE BY RACE OF HOUSEHOLDER [17] - Universe: Occupied housing units; H13. TENURE (WHITE ALONE, NOT HISPANIC OR LATINO HOUSEHOLDER) [3] - Universe: Occupied housing units with a householder who is White alone, not Hispanic or Latino.

## OCCUPANTS PER ROOM

### Source data for Chart 12

	African American	White, Not Hispanic
	Sacramento city, California	Sacramento city, California
Total:	22,136	80,880
1.00 or less occupants per room	19,660	77,921
1.01 or more occupants per room	2,476	2,959

Source: Data Set: Census 2000 Summary File 3 (SF 3) - Sample Data -- HCT29B. OCCUPANTS PER ROOM (BLACK OR AFRICAN AMERICAN ALONE HOUSEHOLDER) [3] - Universe: Occupied housing units with a householder who is Black or African American alone; HCT29I. OCCUPANTS PER ROOM (WHITE ALONE, NOT HISPANIC OR LATINO HOUSEHOLDER) [3] - Universe: Occupied housing units with a householder who is White alone, not Hispanic or Latino.

## TELEPHONE SERVICE AVAILABLE

### Source data for Chart 13

	African American	White, Not Hispanic
	Sacramento city, California	Sacramento city, California
Total:	22,136	80,880
With telephone service available	21,448	79,616
No telephone service available	688	1,264

Source: Data Set: Census 2000 Summary File 3 (SF 3) - Sample Data -- HCT32B. TELEPHONE SERVICE AVAILABLE (BLACK OR AFRICAN AMERICAN ALONE HOUSEHOLDER) [3] - Universe: Occupied housing units with a householder who is Black or African American alone; HCT32I. TELEPHONE SERVICE AVAILABLE (WHITE ALONE, NOT HISPANIC OR LATINO HOUSEHOLDER) [3] - Universe: Occupied housing units with a householder who is White alone, not Hispanic or Latino.

## VEHICLES AVAILABLE

### Source data for Chart 14

	African American	White, Not Hispanic
	Sacramento city, California	Sacramento city, California
Total:	22,136	80,880
No vehicle available	3,795	9,484
1 or more vehicles available	18,341	71,396

Source: Data Set: Census 2000 Summary File 3 (SF 3) - Sample Data -- HCT33B. VEHICLES AVAILABLE (BLACK OR AFRICAN AMERICAN ALONE HOUSEHOLDER) [3] - Universe: Occupied housing units with a householder who is Black or African American alone;; HCT33I. VEHICLES AVAILABLE (WHITE ALONE, NOT HISPANIC OR LATINO HOUSEHOLDER) [3] - Universe: Occupied housing units with a householder who is White alone, not Hispanic or Latino.

## PLUMBING FACILITIES

### Source data for Chart 15

	African American	White, Not Hispanic
	Sacramento city, California	Sacramento city, California
Total:	22,136	80,880
Complete plumbing facilities	21,984	80,545
Lacking complete plumbing facilities	152	335

Source: Data Set: Census 2000 Summary File 3 (SF 3) - Sample Data -- HCT34B. PLUMBING FACILITIES (BLACK OR AFRICAN AMERICAN ALONE HOUSEHOLDER) [3] - Universe: Occupied housing units with a householder who is Black or African American alone; HCT34I. PLUMBING FACILITIES (WHITE ALONE, NOT HISPANIC OR LATINO HOUSEHOLDER) [3] - Universe: Occupied housing units with a householder who is White alone, not Hispanic or Latino.

## GROSS RENT AS A PERCENTAGE OF HOUSEHOLD INCOME IN 1999

### Source data for Chart 16

	African American	White, Not Hispanic
	Sacramento city, California	Sacramento city, California
Total:	13,748	36,858
Less than 10 percent	479	1,875
10 to 14 percent	1,126	4,157
15 to 19 percent	1,627	5,721
20 to 24 percent	1,636	4,708
25 to 29 percent	1,401	4,237
30 to 34 percent	1,170	2,684
35 to 39 percent	755	1,927
40 to 49 percent	1,265	2,872
50 percent or more	3,729	7,256
Not computed	560	1,421

Source: Data Set: Census 2000 Summary File 3 (SF 3) - Sample Data -- HCT39B. GROSS RENT AS A PERCENTAGE OF HOUSEHOLD INCOME IN 1999 (BLACK OR AFRICAN AMERICAN ALONE HOUSEHOLDER) [11] - Universe: Specified renter-occupied housing units with a householder who is Black or African American alone; HCT39I. GROSS RENT AS A PERCENTAGE OF HOUSEHOLD INCOME IN 1999 (WHITE ALONE, NOT HISPANIC OR LATINO HOUSEHOLDER) [11] - Universe: Specified renter-occupied housing units with a householder who is White alone, not Hispanic or Latino.

## MEDIAN GROSS RENT

### Source data for Chart 17

	African American	White, Not Hispanic
	Sacramento city, California	Sacramento city, California
Median gross rent	\$ 622	\$ 643

Source: Data Set: Census 2000 Summary File 3 (SF 3) - Sample Data -- HCT37B. MEDIAN GROSS RENT (DOLLARS) (BLACK OR AFRICAN AMERICAN ALONE HOUSEHOLDER) [1] - Universe: Specified renter-occupied housing units paying cash rent with a householder who is Black or African American alone; HCT37I. MEDIAN GROSS RENT (DOLLARS) (WHITE ALONE, NOT HISPANIC OR LATINO HOUSEHOLDER) [1] - Universe: Specified renter-occupied housing units paying cash rent with a householder who is White alone, not Hispanic or Latino.

## MEDIAN HOME VALUE

### Source data for Chart 18

	African American	White, Not Hispanic
	Sacramento city, California	Sacramento city, California
Median value	\$ 103,000	\$ 141,800

Source: Data Set: Census 2000 Summary File 3 (SF 3) - Sample Data -- HCT42B. MEDIAN VALUE (DOLLARS) (BLACK OR AFRICAN AMERICAN ALONE HOUSEHOLDER) [1] - Universe: Specified owner-occupied housing units with a householder who is Black or African American alone; HCT42I. MEDIAN VALUE (DOLLARS) (WHITE ALONE, NOT HISPANIC OR LATINO HOUSEHOLDER) [1] - Universe: Specified owner-occupied housing units with a householder who is White alone, not Hispanic or Latino.