

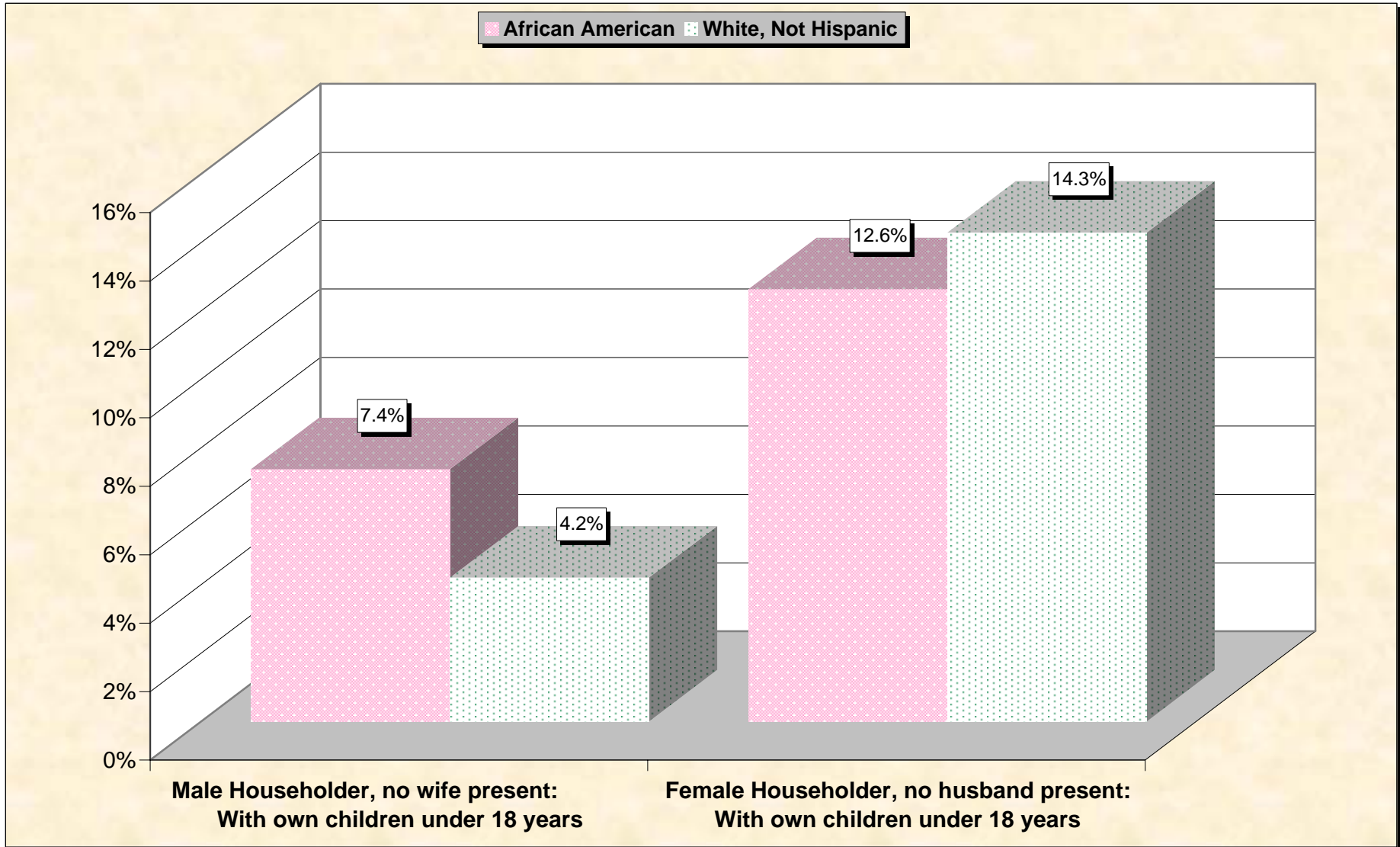
# **Selected Socio-Economic Data**

## **Rochester borough, Pennsylvania**

### **African American and White, Not Hispanic**

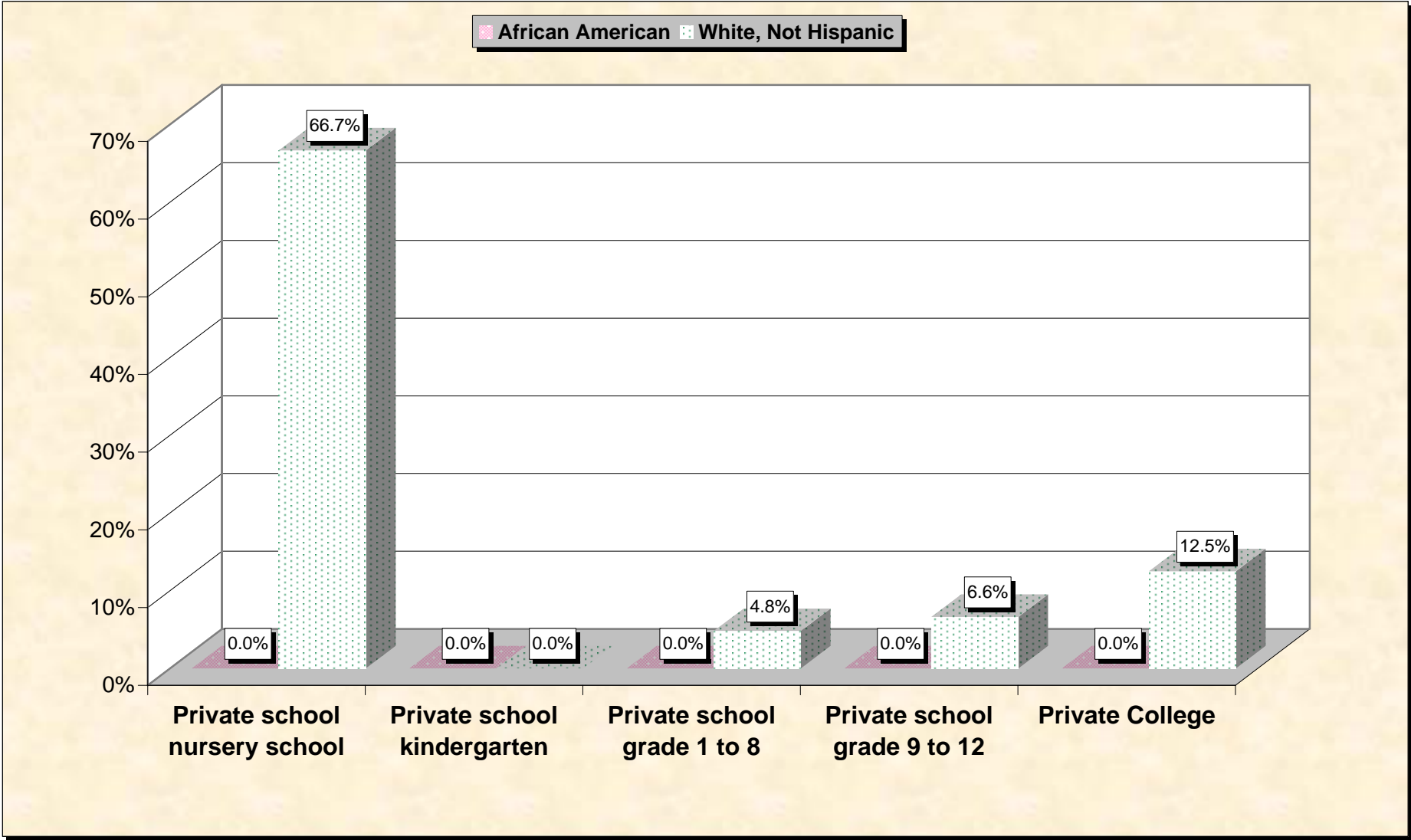
**Data Set: Census 2000 Summary File 3 (SF 3) - Sample Data**

# Chart 1 -- Single-Parent Family Households (Householder 15 to 64 years) Rochester borough, Pennsylvania



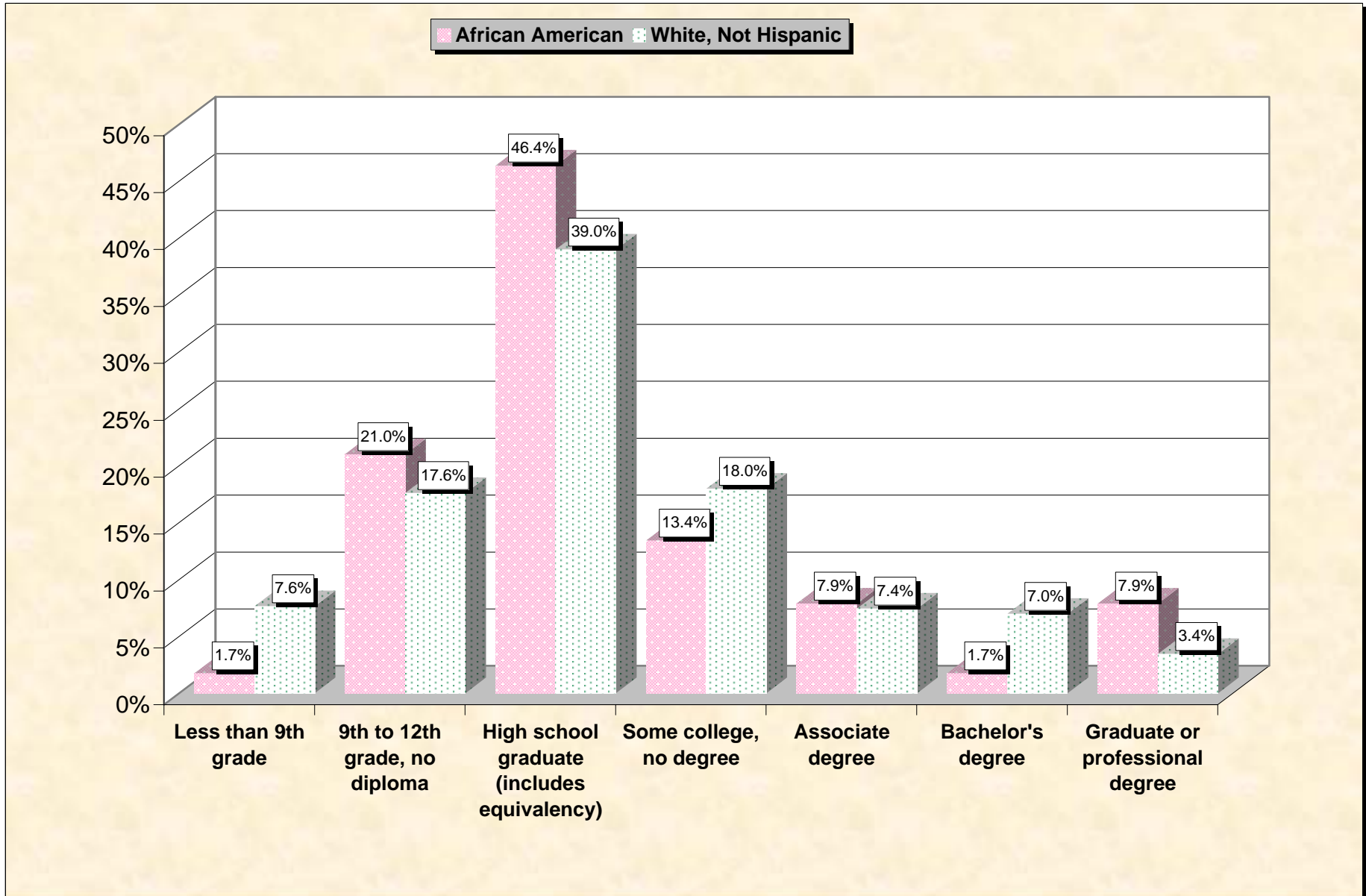
Source: Data Set: Census 2000 Summary File 3 (SF 3) - Sample Data - P146B. HOUSEHOLDS BY AGE OF HOUSEHOLDER BY HOUSEHOLD TYPE (INCLUDING LIVING ALONE) BY PRESENCE OF OWN CHILDREN UNDER 18 YEARS (BLACK OR AFRICAN AMERICAN ALONE HOUSEHOLDER) [31] - Universe: Households with a householder who is Black or African American alone; P146I. HOUSEHOLDS BY AGE OF HOUSEHOLDER BY HOUSEHOLD TYPE (INCLUDING LIVING ALONE) BY PRESENCE OF OWN CHILDREN UNDER 18 YEARS (WHITE ALONE, NOT HISPANIC OR LATINO HOUSEHOLDER) [31] - Universe: Households with a householder who is White alone, not Hispanic or Latino.

# Chart 2 -- Private School Enrollment (3 years and over) Rochester borough, Pennsylvania



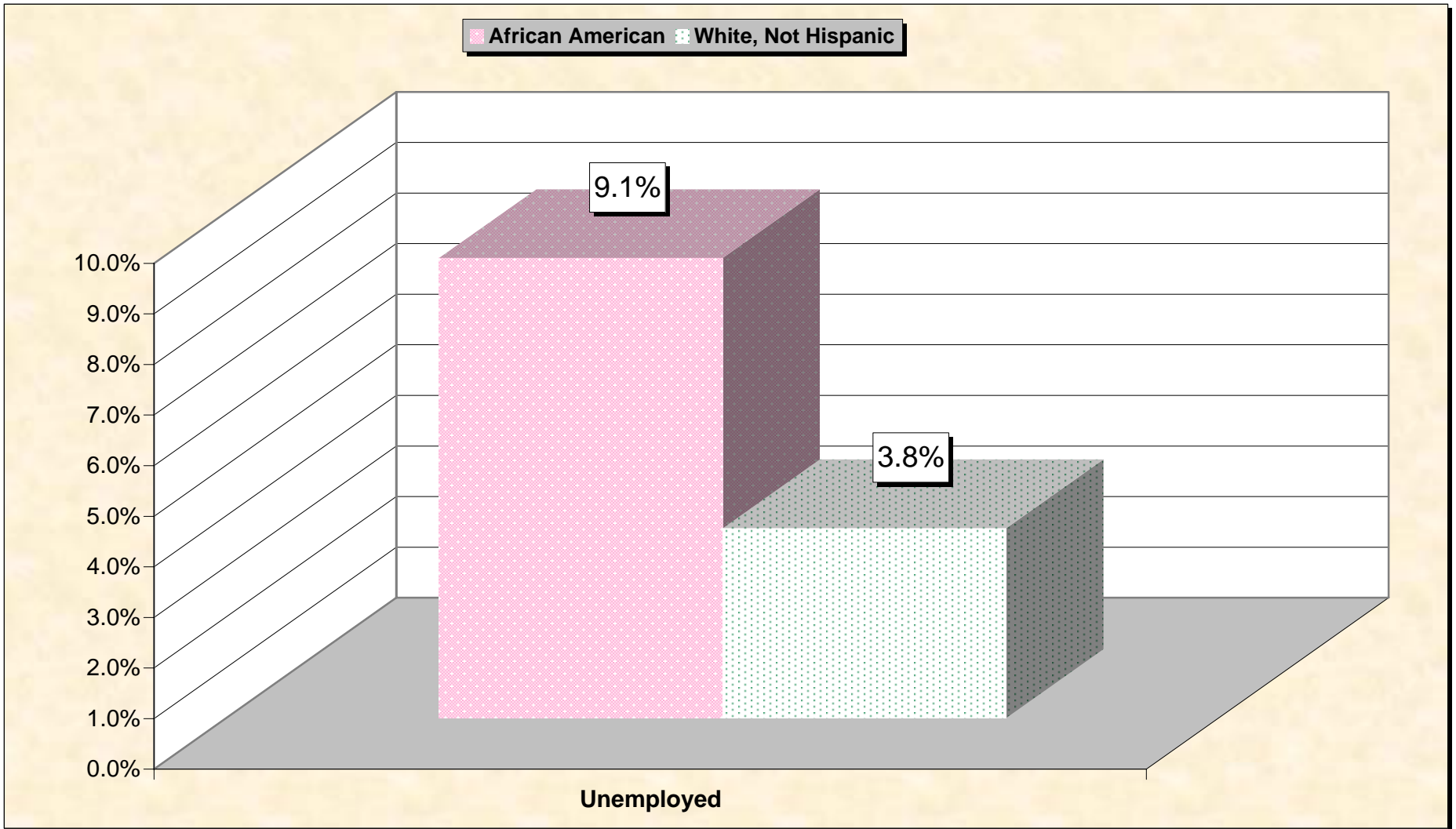
Source: Data Set: Census 2000 Summary File 3 (SF 3) - Sample Data -- P147B. SCHOOL ENROLLMENT BY LEVEL OF SCHOOL BY TYPE OF SCHOOL FOR THE POPULATION 3 YEARS AND OVER (BLACK OR AFRICAN AMERICAN ALONE) [17] - Universe: Black or African American alone 3 years and over; P147I. SCHOOL ENROLLMENT BY LEVEL OF SCHOOL BY TYPE OF SCHOOL FOR THE POPULATION 3 YEARS AND OVER (WHITE ALONE, NOT HISPANIC OR LATINO) [17] - Universe: White alone, not Hispanic or Latino population 3 years and over.

# Chart 3 -- Educational Attainment (25 years and over) Rochester borough, Pennsylvania



Source: Data Set: Census 2000 Summary File 3 (SF 3) - Sample Data -- P148B. SEX BY EDUCATIONAL ATTAINMENT FOR THE POPULATION 25 YEARS AND OVER (BLACK OR AFRICAN AMERICAN ALONE) [17] - Universe: Black or African American alone 25 years and over; P148I. SEX BY EDUCATIONAL ATTAINMENT FOR THE POPULATION 25 YEARS AND OVER (WHITE ALONE, NOT HISPANIC OR LATINO) [17] - Universe: White alone, not Hispanic or Latino population 25 years and over.

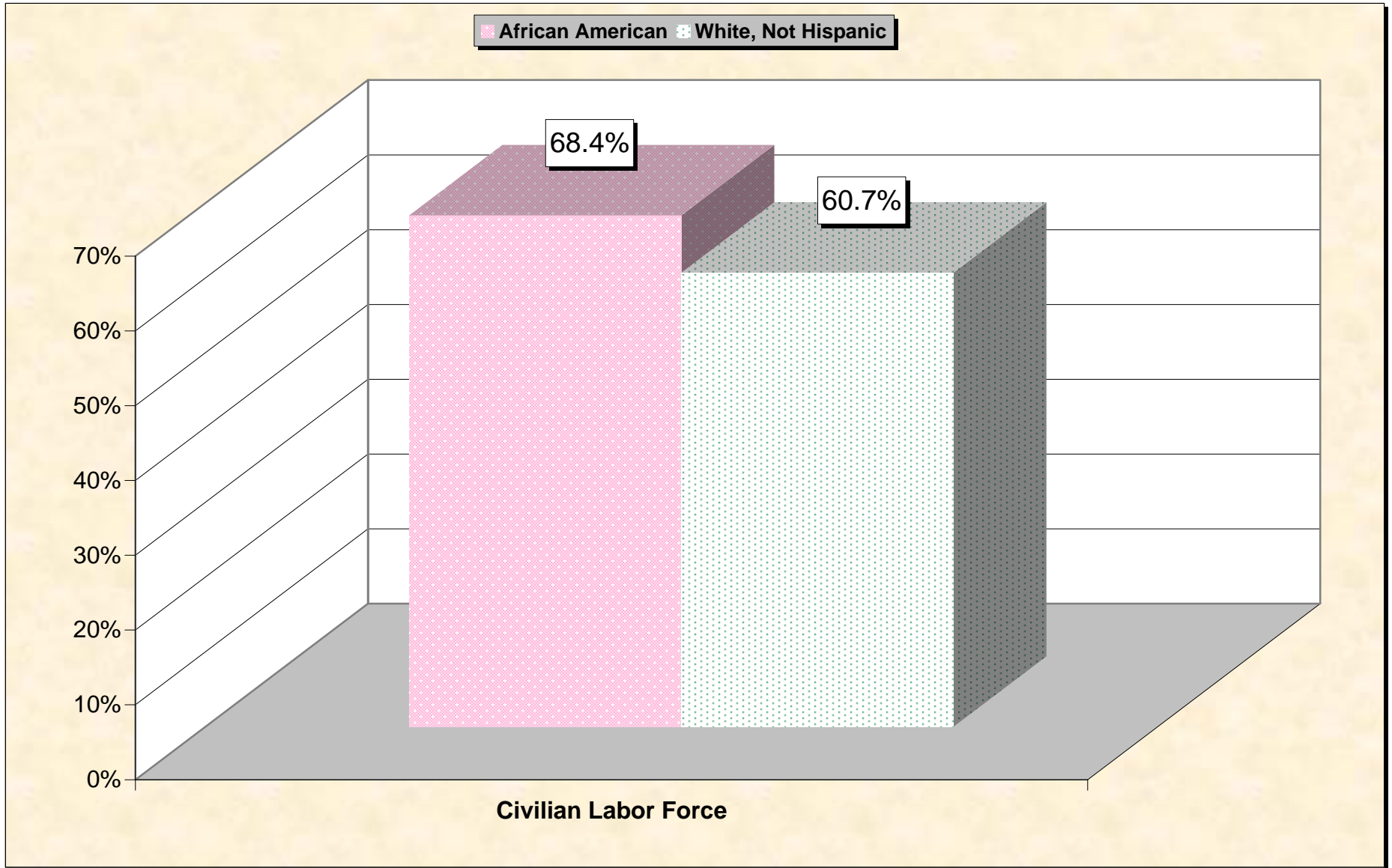
# Chart 4 -- Unemployment Rate (Civilian Labor Force) Rochester borough, Pennsylvania



**Note:** Unemployment rate is defined as a percentage of the civilian labor force.

Source: Data Set: Census 2000 Summary File 3 (SF 3) - Sample Data -- P150B. SEX BY EMPLOYMENT STATUS FOR THE POPULATION 16 YEARS AND OVER (BLACK OR AFRICAN AMERICAN ALONE) [15] - Universe: Black or African American alone 16 years and over; P150I. SEX BY EMPLOYMENT STATUS FOR THE POPULATION 16 YEARS AND OVER (WHITE ALONE, NOT HISPANIC OR LATINO) [15] - Universe: White alone, not Hispanic or Latino population 16 years and over.

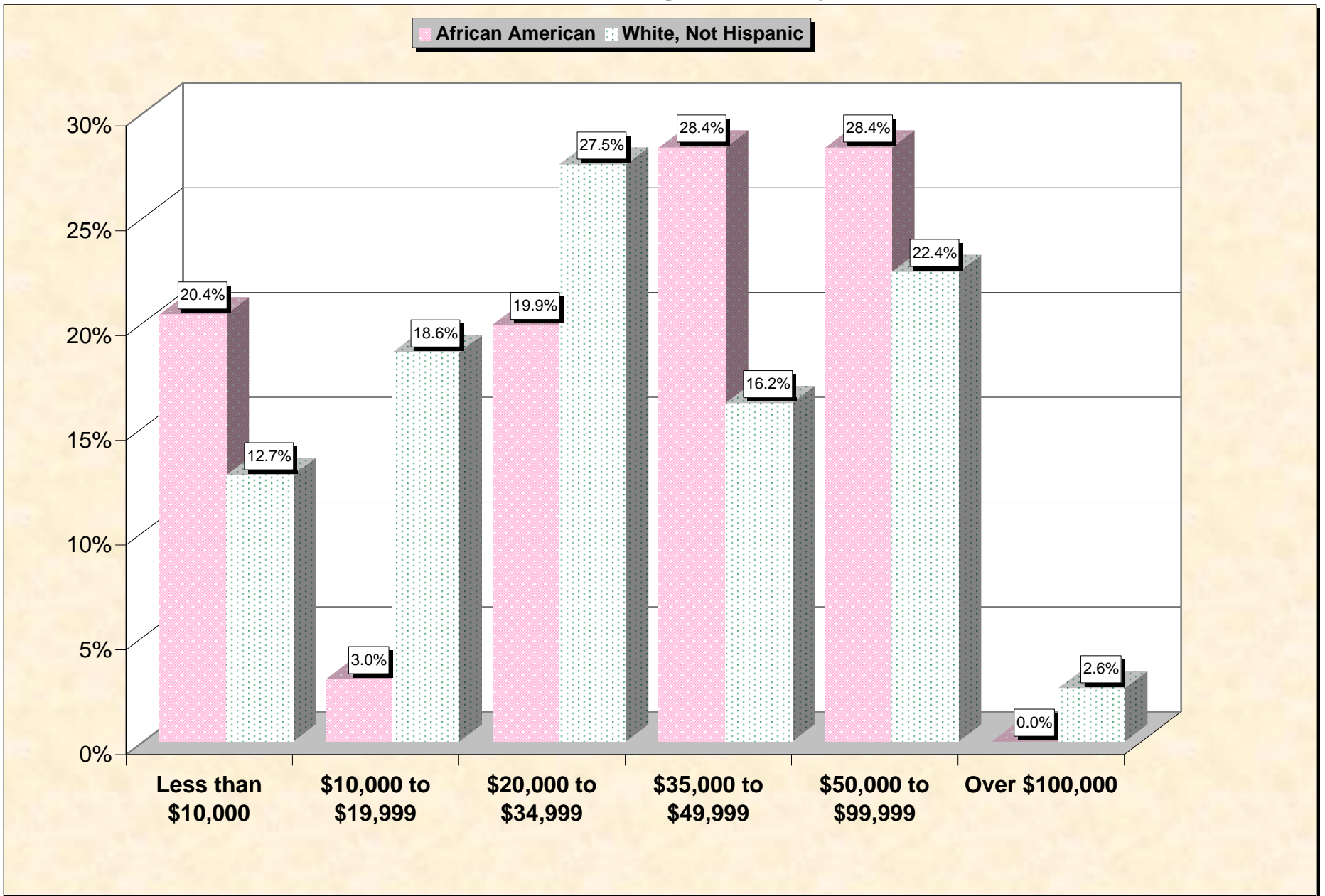
# Chart 5 -- Labor Force Participation (Civilian Labor Force) Rochester borough, Pennsylvania



**Note:** Labor force participation rate is defined as a percentage of the civilian population over 16.

Source: Data Set: Census 2000 Summary File 3 (SF 3) - Sample Data -- P150B. SEX BY EMPLOYMENT STATUS FOR THE POPULATION 16 YEARS AND OVER (BLACK OR AFRICAN AMERICAN ALONE) [15] - Universe: Black or African American alone 16 years and over; P150I. SEX BY EMPLOYMENT STATUS FOR THE POPULATION 16 YEARS AND OVER (WHITE ALONE, NOT HISPANIC OR LATINO) [15] - Universe: White alone, not Hispanic or Latino population 16 years and over.

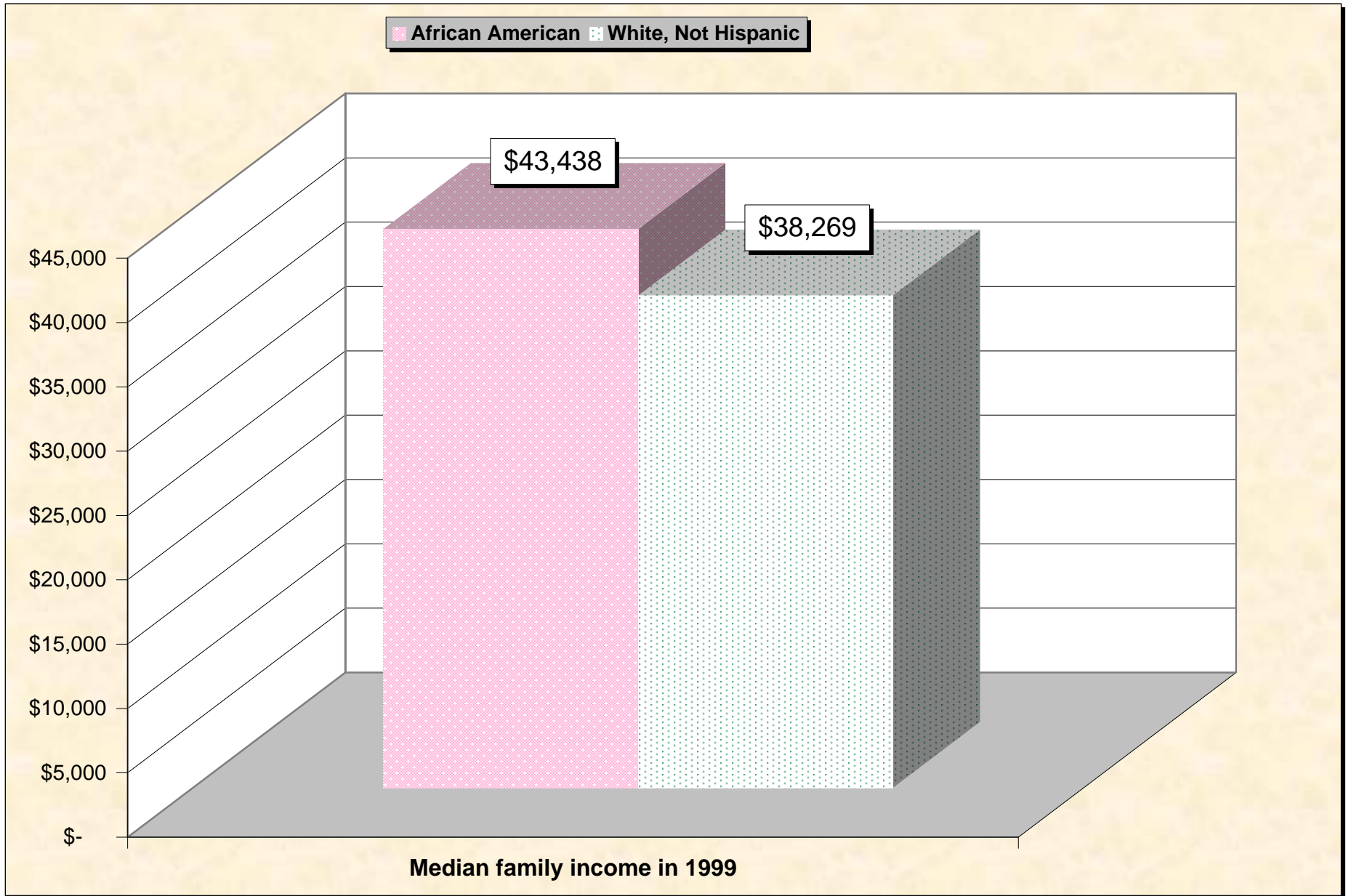
## Chart 6 -- Household Income in 1999 Rochester borough, Pennsylvania



Source: Data Set: Census 2000 Summary File 3 (SF 3) - Sample Data -- P151B. HOUSEHOLD INCOME IN 1999 (BLACK OR AFRICAN AMERICAN ALONE HOUSEHOLDER) [17] - Universe: Households with a householder who is Black or African American alone; P151I. HOUSEHOLD INCOME IN 1999 (WHITE ALONE, NOT HISPANIC OR LATINO HOUSEHOLDER) [17] - Universe: Households with a householder who is White alone, not Hispanic or Latino.

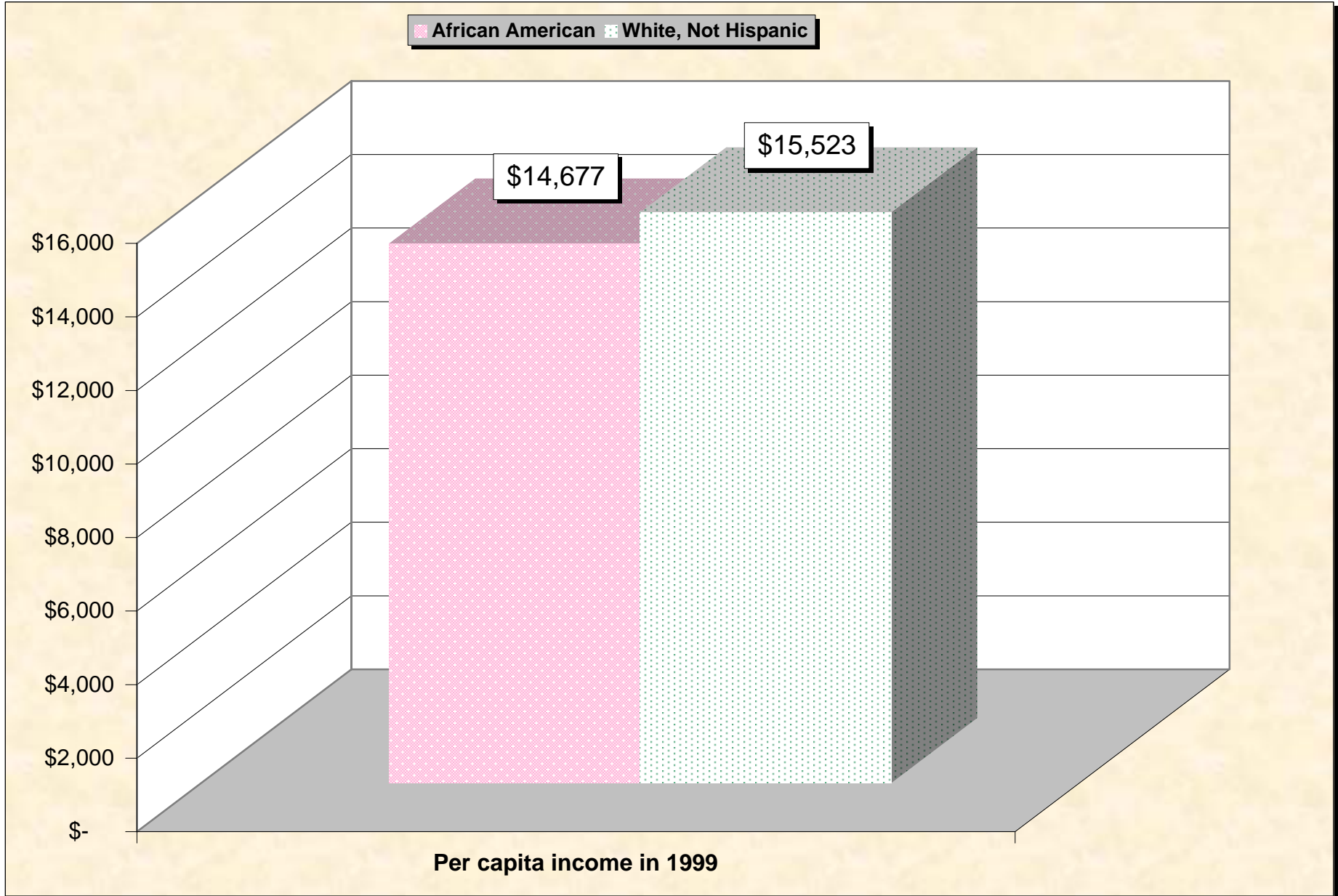
# Chart 7 -- Median Family Income In 1999

## Rochester borough, Pennsylvania



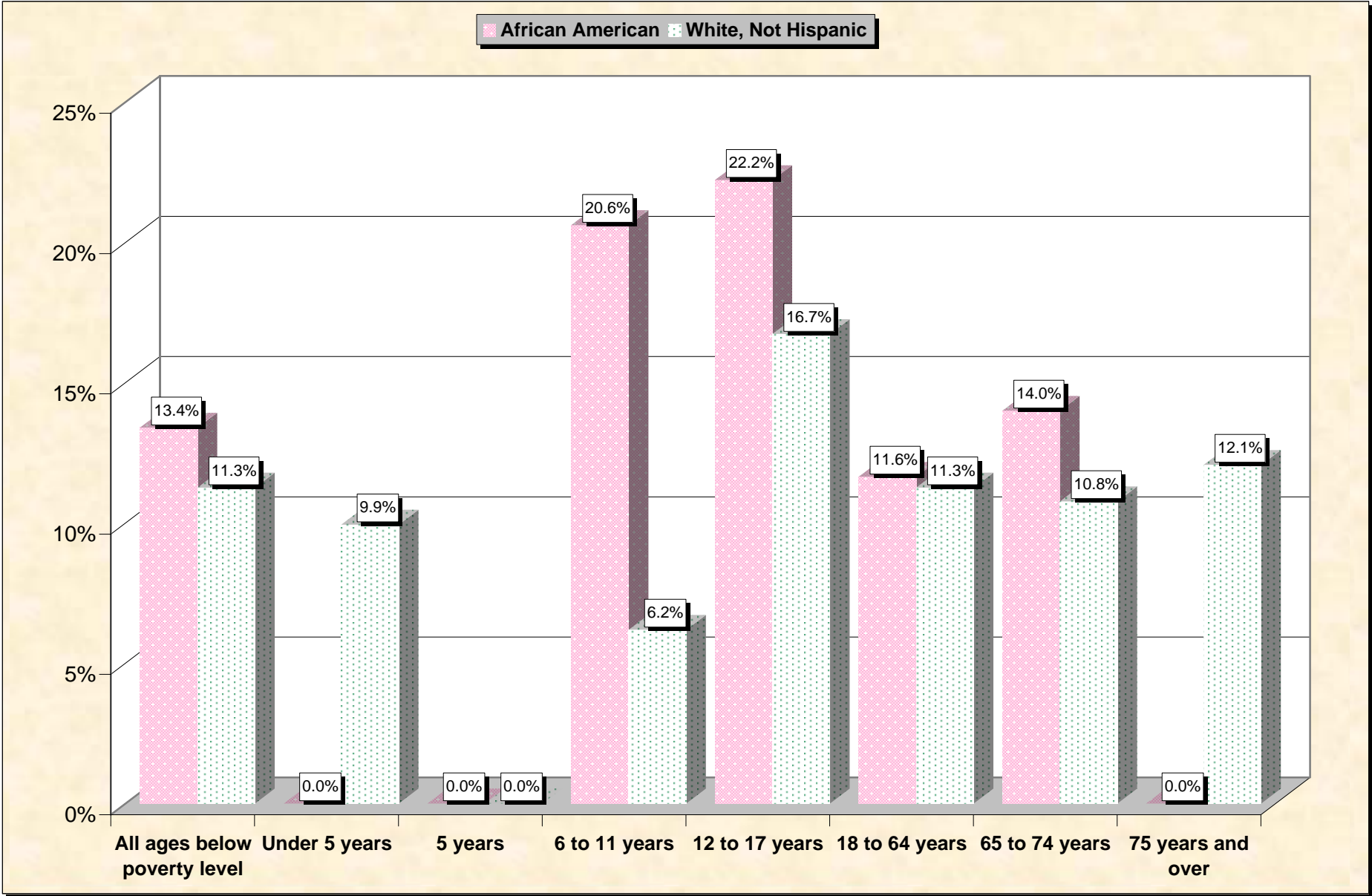
Source: Data Set: Census 2000 Summary File 3 (SF 3) - Sample Data -- P155B. MEDIAN FAMILY INCOME IN 1999 (DOLLARS) (BLACK OR AFRICAN AMERICAN ALONE HOUSEHOLDER) [1] - Universe: Families with a householder who is Black or African American alone ; P155I. MEDIAN FAMILY INCOME IN 1999 (DOLLARS) (WHITE ALONE, NOT HISPANIC OR LATINO HOUSEHOLDER) [1] - Universe: Families with a householder who is White alone, not Hispanic or Latino.

# Chart 8 -- Per Capita Income In 1999 Rochester borough, Pennsylvania



Source: Data Set: Census 2000 Summary File 3 (SF 3) - Sample Data -- P157B. PER CAPITA INCOME IN 1999 (DOLLARS) (BLACK OR AFRICAN AMERICAN ALONE) [1] - Universe: Black or African American alone; P157I. PER CAPITA INCOME IN 1999 (DOLLARS) (WHITE ALONE, NOT HISPANIC OR LATINO) [1] - Universe: White alone, not Hispanic or Latino population.

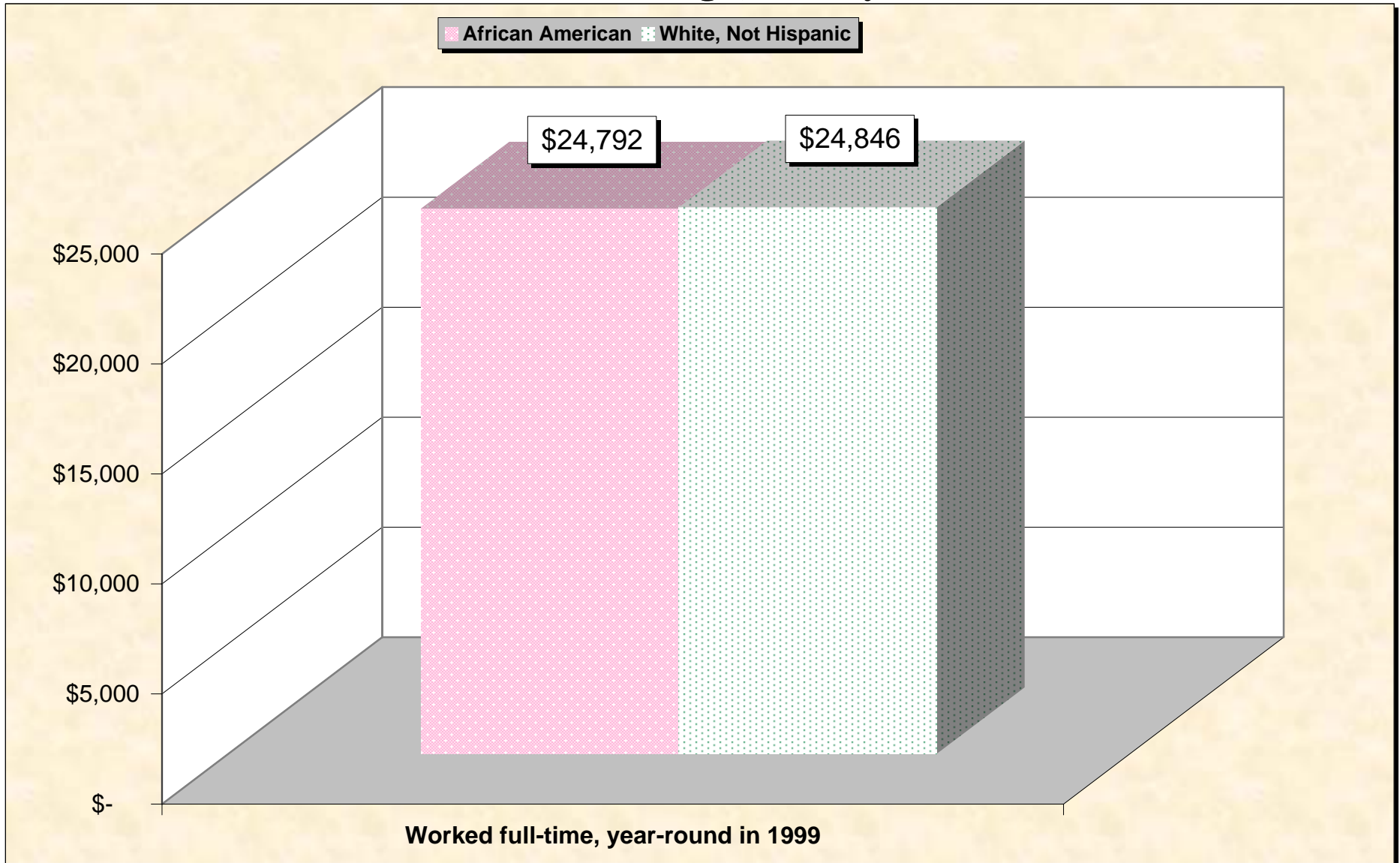
# Chart 9 -- Income in 1999 Below Poverty Level by Age Rochester borough, Pennsylvania



Source: Data Set: Census 2000 Summary File 3 (SF 3) - Sample Data -- P159B. POVERTY STATUS IN 1999 BY AGE (BLACK OR AFRICAN AMERICAN ALONE) [17] - Universe: Black or African American alone for whom poverty status is determined;P159I. POVERTY STATUS IN 1999 BY AGE (WHITE ALONE, NOT HISPANIC OR LATINO) [17] - Universe: White alone, not Hispanic or Latino population for whom poverty status is determined.

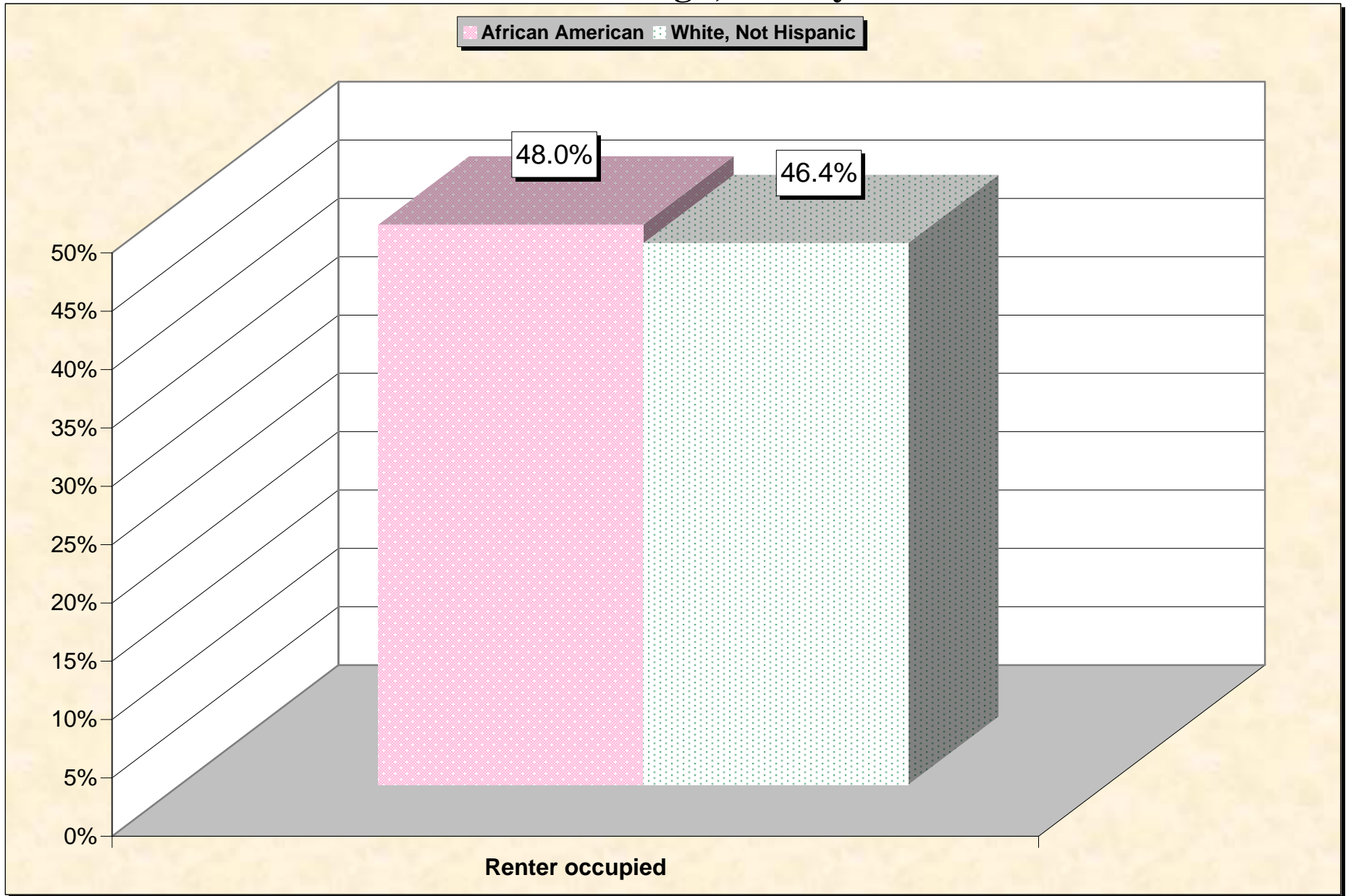
# Chart 10 -- Median Earnings in 1999

## Rochester borough, Pennsylvania



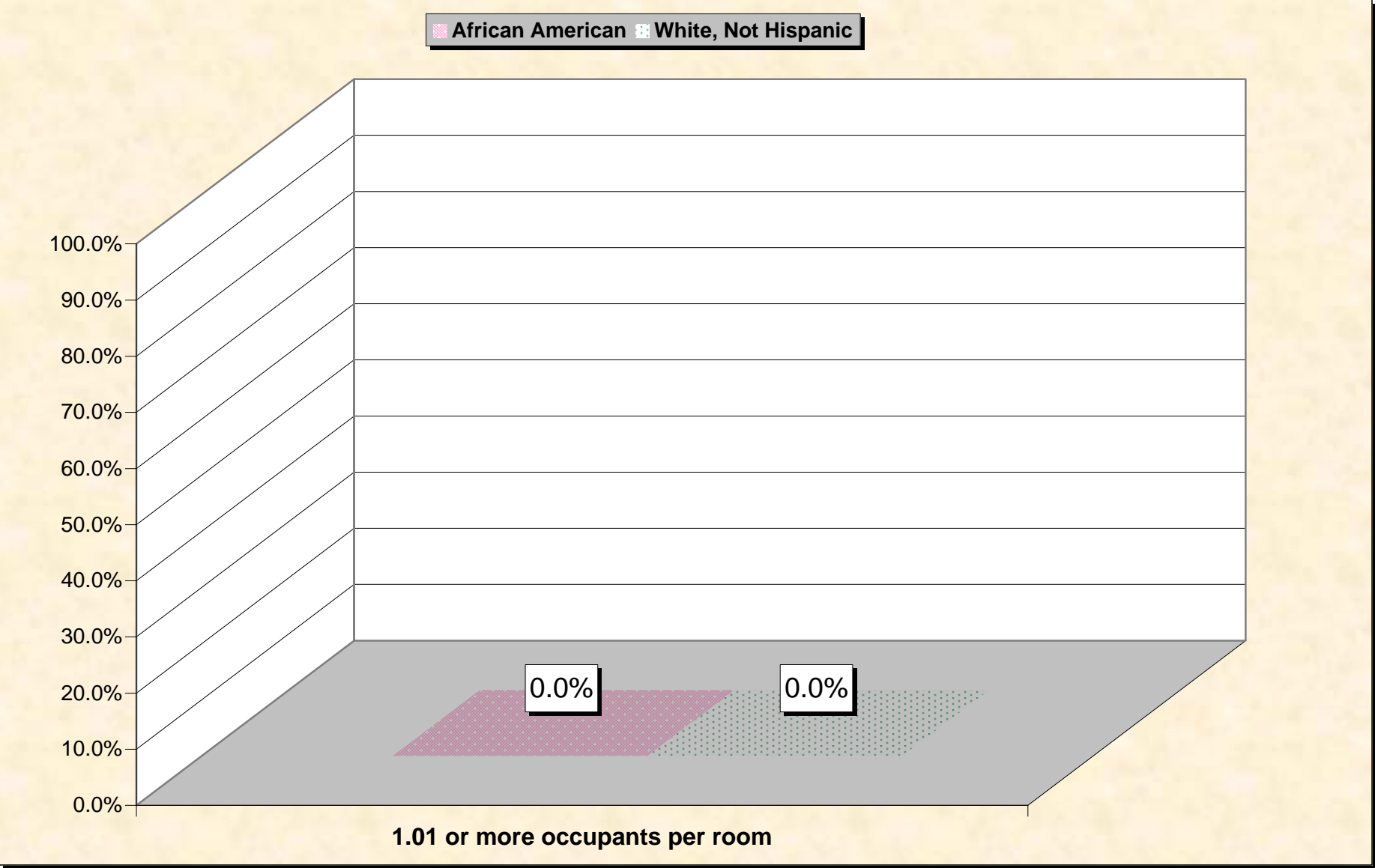
Source: Data Set: Census 2000 Summary File 3 (SF 3) - Sample Data -- PCT74B. MEDIAN EARNINGS IN 1999 (DOLLARS) BY WORK EXPERIENCE IN 1999 BY SEX FOR THE POPULATION 16 YEARS AND OVER WITH EARNINGS (BLACK OR AFRICAN AMERICAN ALONE) [6] - Universe: Black or African American alone 16 years and over with earnings in 1999; PCT74I. MEDIAN EARNINGS IN 1999 (DOLLARS) BY WORK EXPERIENCE IN 1999 BY SEX FOR THE POPULATION 16 YEARS AND OVER WITH EARNINGS (WHITE ALONE, NOT HISPANIC OR LATINO) [6] - Universe: White alone, not Hispanic or Latino population 16 years and over with earnings in 1999.

# Chart 11 -- Renter-Occupied Housing Rochester borough, Pennsylvania



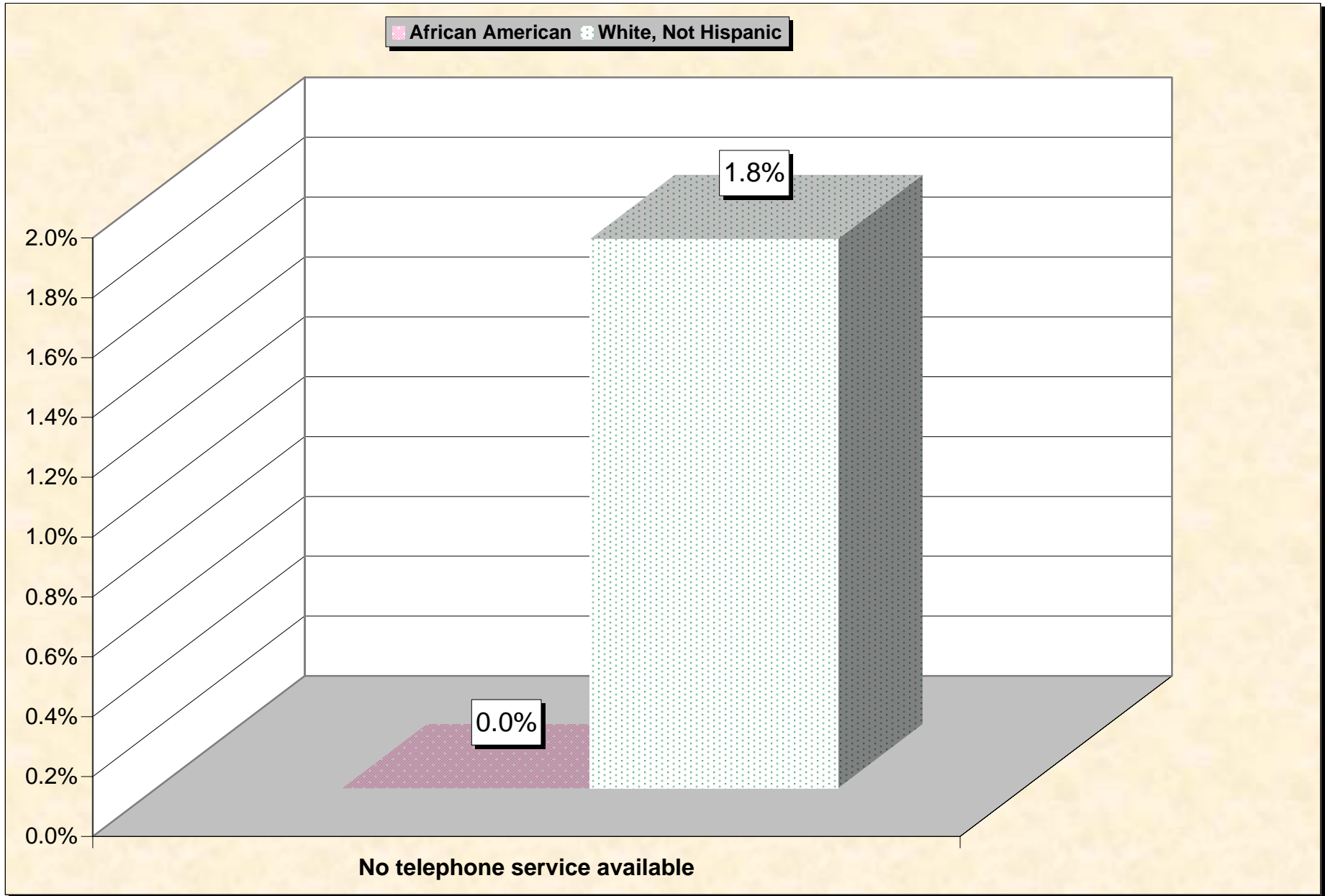
Source: Data Set: Census 2000 Summary File 3 (SF 3) - Sample Data -- H11. TENURE BY RACE OF HOUSEHOLDER [17] - Universe: Occupied housing units; H13. TENURE (WHITE ALONE, NOT HISPANIC OR LATINO HOUSEHOLDER) [3] - Universe: Occupied housing units with a householder who is White alone, not Hispanic or Latino.

# Chart 12 -- Occupants Per Room (Crowding) by Household Rochester borough, Pennsylvania



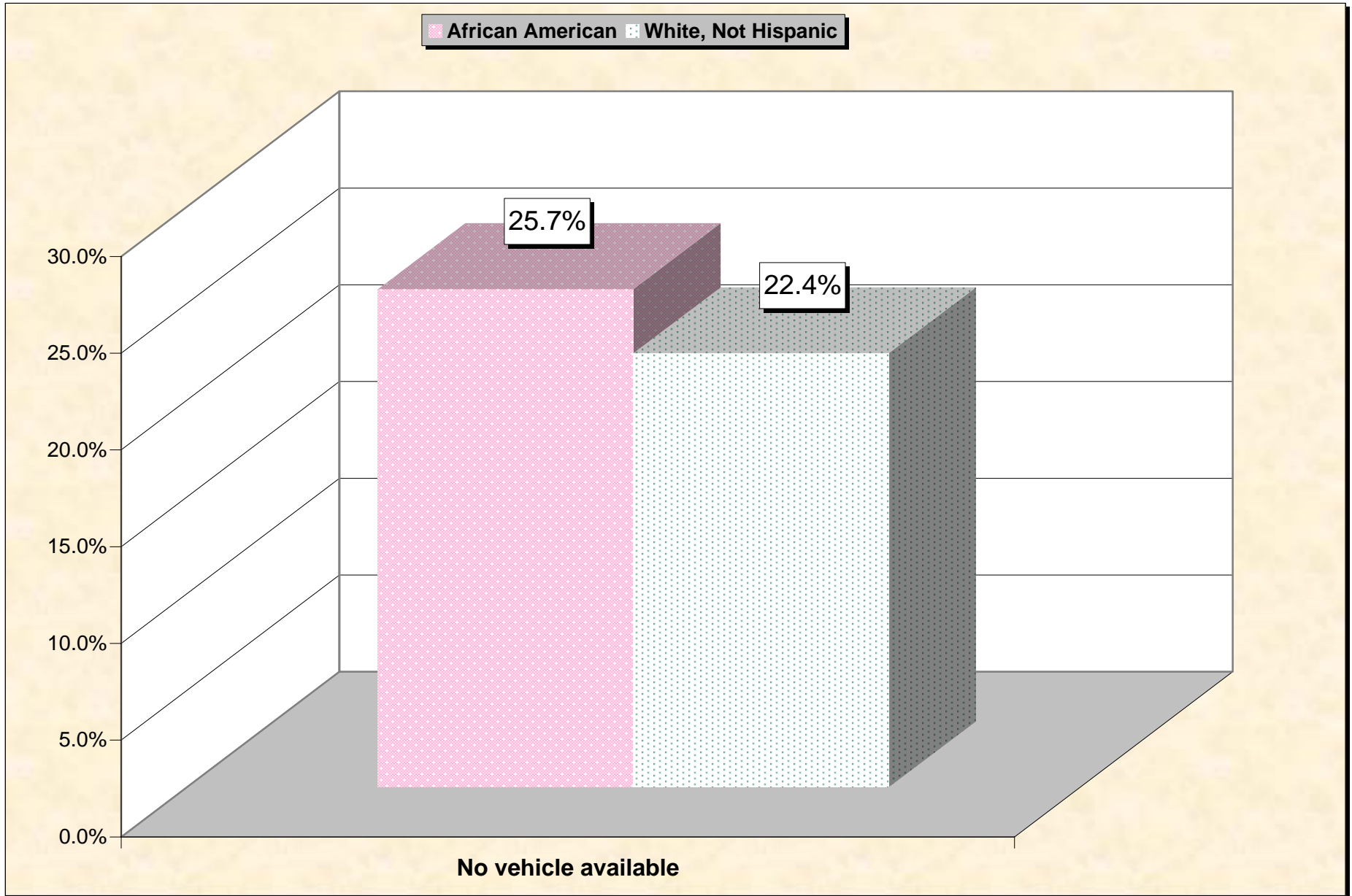
Source: Data Set: Census 2000 Summary File 3 (SF 3) - Sample Data -- HCT29B. OCCUPANTS PER ROOM (BLACK OR AFRICAN AMERICAN ALONE HOUSEHOLDER) [3] - Universe: Occupied housing units with a householder who is Black or African American alone; HCT29I. OCCUPANTS PER ROOM (WHITE ALONE, NOT HISPANIC OR LATINO HOUSEHOLDER) [3] - Universe: Occupied housing units with a householder who is White alone, not Hispanic or Latino.

# Chart 13 -- Lack of Telephone Service by Household Rochester borough, Pennsylvania



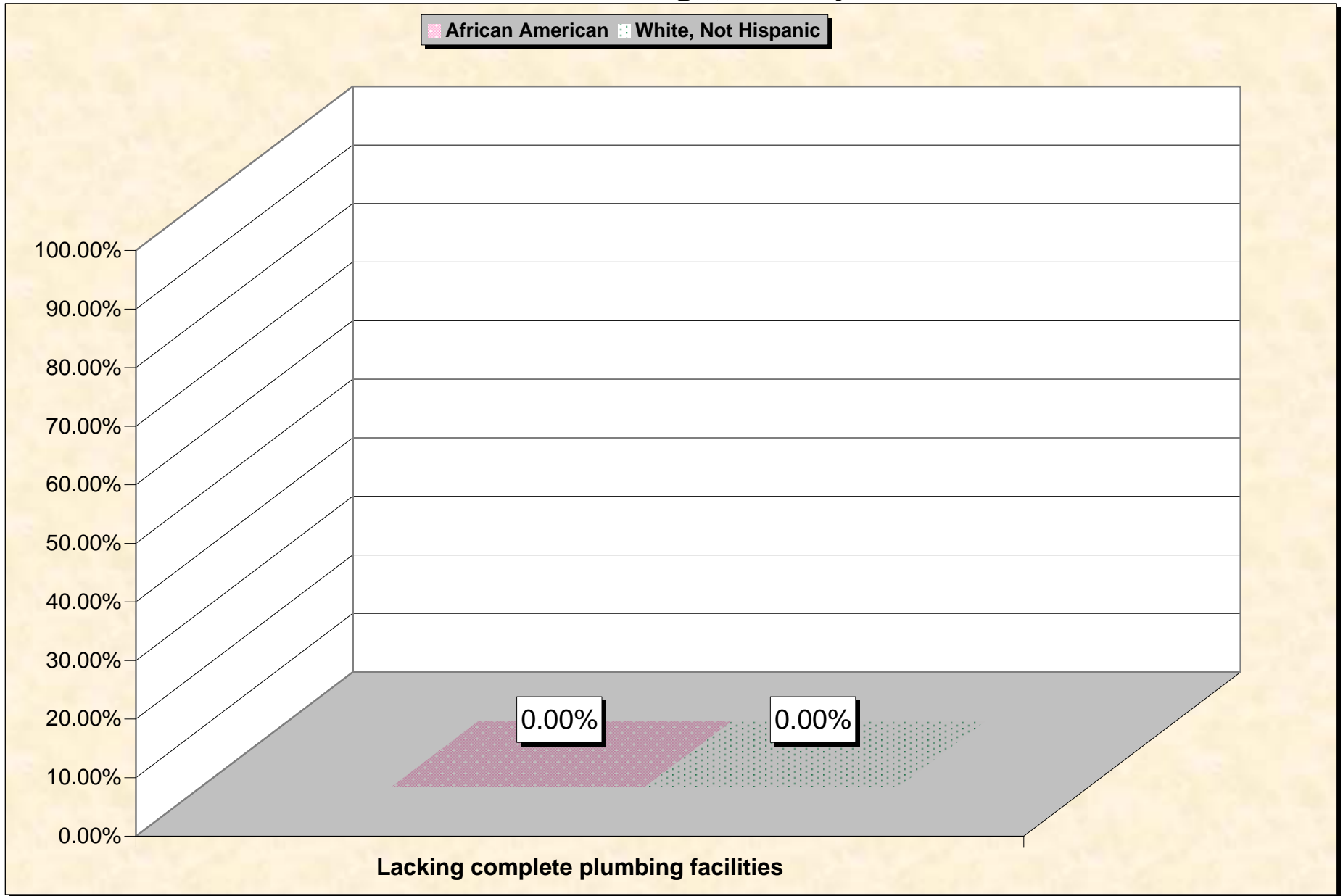
Source: Data Set: Census 2000 Summary File 3 (SF 3) - Sample Data -- HCT32B. TELEPHONE SERVICE AVAILABLE (BLACK OR AFRICAN AMERICAN ALONE HOUSEHOLDER) [3] - Universe: Occupied housing units with a householder who is Black or African American alone; HCT32I. TELEPHONE SERVICE AVAILABLE (WHITE ALONE, NOT HISPANIC OR LATINO HOUSEHOLDER) [3] - Universe: Occupied housing units with a householder who is White alone, not Hispanic or Latino.

# Chart 14 -- Lack of Vehicle By Household Rochester borough, Pennsylvania



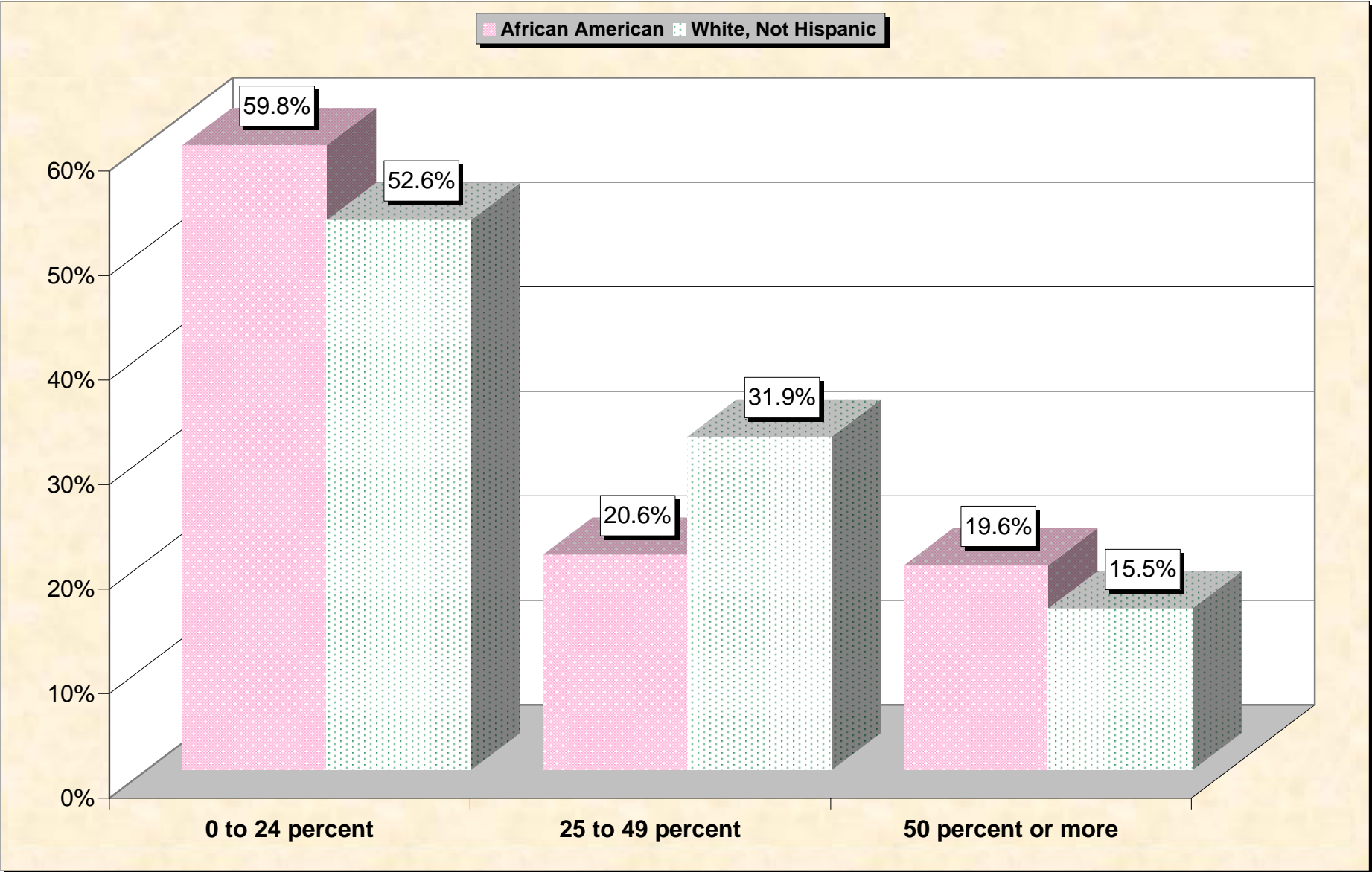
Source: Data Set: Census 2000 Summary File 3 (SF 3) - Sample Data -- HCT33B. VEHICLES AVAILABLE (BLACK OR AFRICAN AMERICAN ALONE HOUSEHOLDER) [3] - Universe: Occupied housing units with a householder who is Black or African American alone;; HCT33I. VEHICLES AVAILABLE (WHITE ALONE, NOT HISPANIC OR LATINO HOUSEHOLDER) [3] - Universe: Occupied housing units with a householder who is White alone, not Hispanic or Latino.

# Chart 15 -- Lack of Plumbing By Household Rochester borough, Pennsylvania



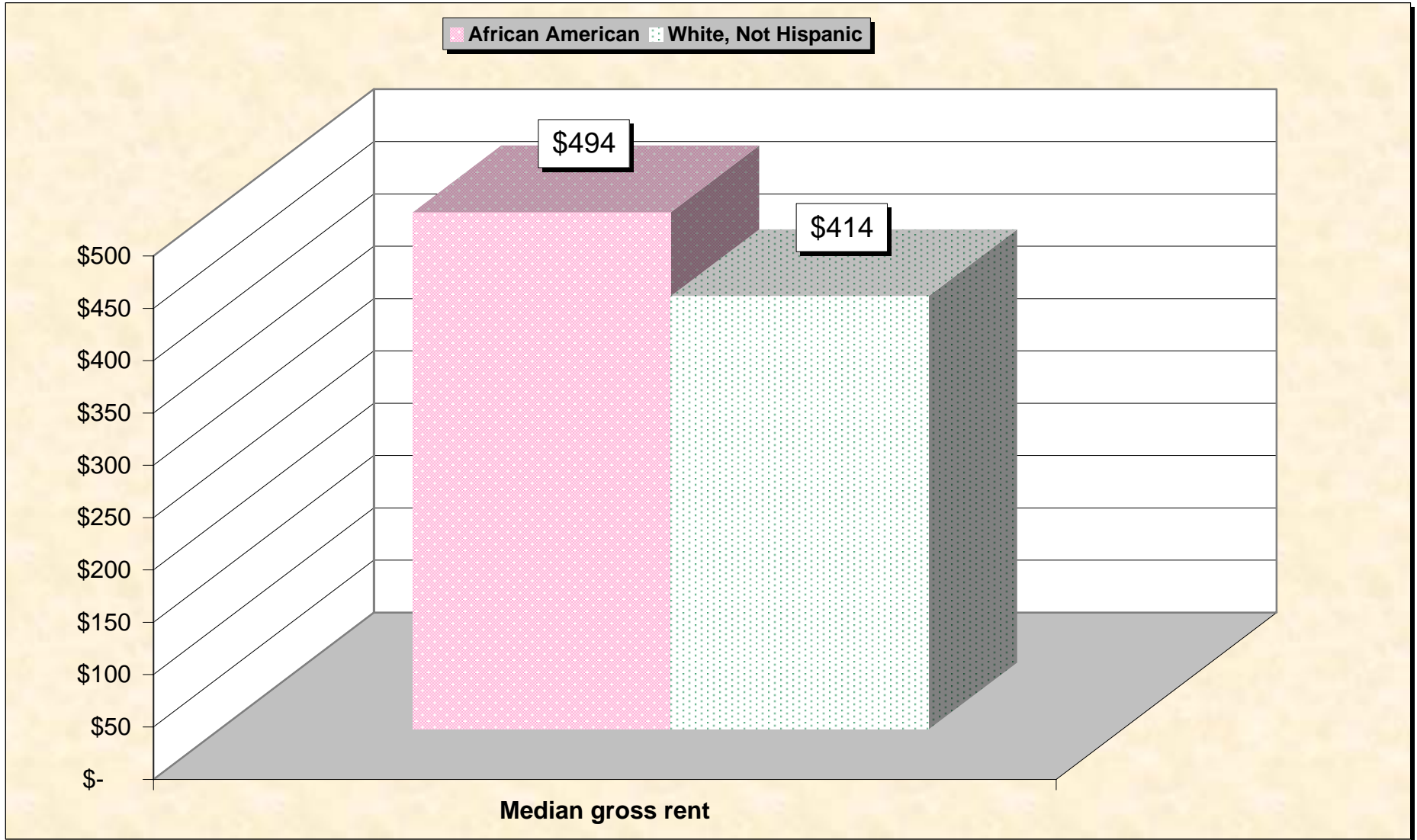
Source: Data Set: Census 2000 Summary File 3 (SF 3) - Sample Data -- HCT34B. PLUMBING FACILITIES (BLACK OR AFRICAN AMERICAN ALONE HOUSEHOLDER) [3] - Universe: Occupied housing units with a householder who is Black or African American alone; HCT34I. PLUMBING FACILITIES (WHITE ALONE, NOT HISPANIC OR LATINO HOUSEHOLDER) [3] - Universe: Occupied housing units with a householder who is White alone, not Hispanic or Latino.

# Chart 16 -- Gross Rent as a Percentage of Household Income in 1999 Rochester borough, Pennsylvania



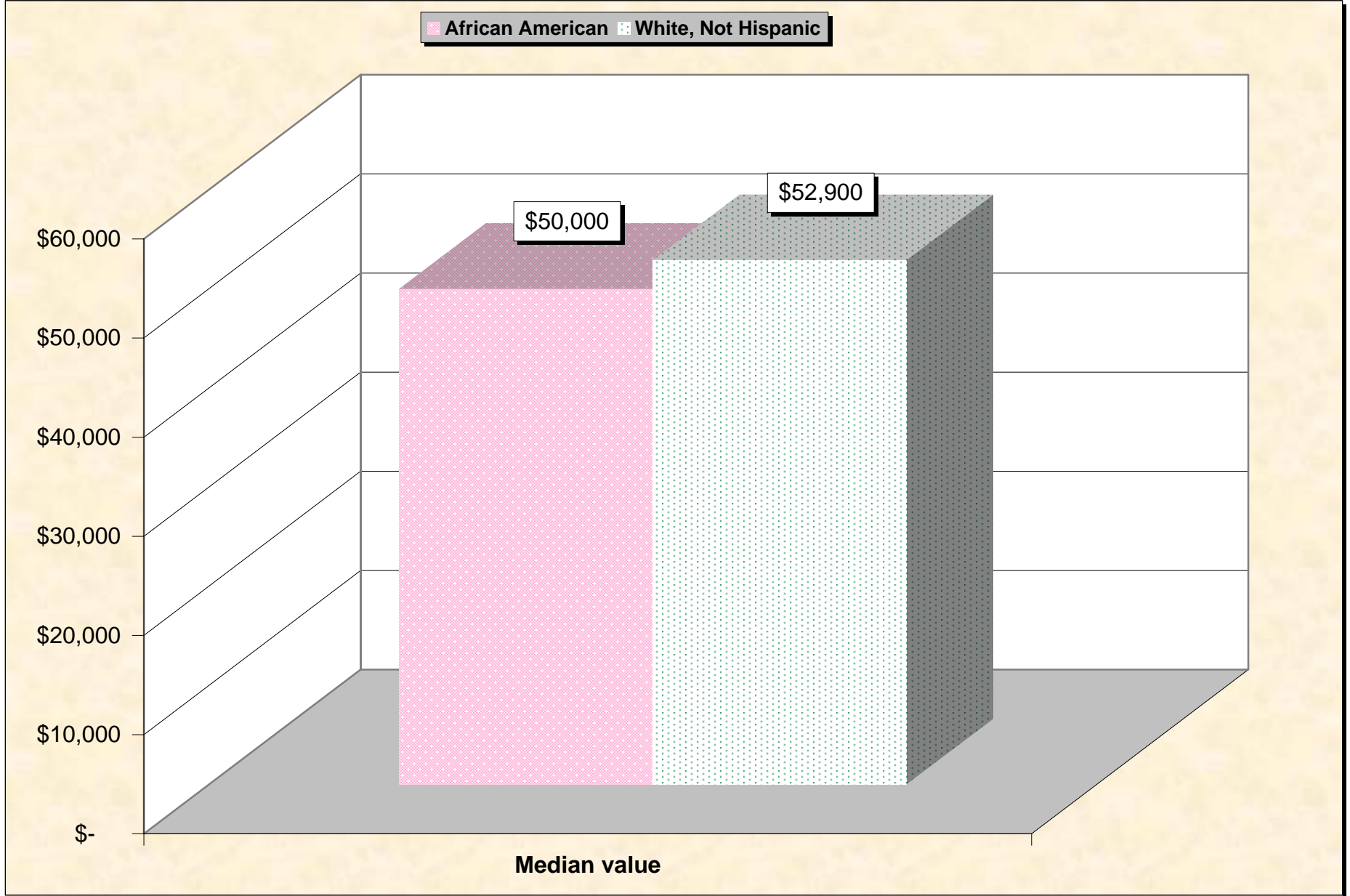
Source: Data Set: Census 2000 Summary File 3 (SF 3) - Sample Data -- HCT39B. GROSS RENT AS A PERCENTAGE OF HOUSEHOLD INCOME IN 1999 (BLACK OR AFRICAN AMERICAN ALONE HOUSEHOLDER) [11] - Universe: Specified renter-occupied housing units with a householder who is Black or African American alone; HCT39I. GROSS RENT AS A PERCENTAGE OF HOUSEHOLD INCOME IN 1999 (WHITE ALONE, NOT HISPANIC OR LATINO HOUSEHOLDER) [11] - Universe: Specified renter-occupied housing units with a householder who is White alone, not Hispanic or Latino.

# Chart 17 -- Median Gross Rent By Household Rochester borough, Pennsylvania



Source: Data Set: Census 2000 Summary File 3 (SF 3) - Sample Data -- HCT37B. MEDIAN GROSS RENT (DOLLARS) (BLACK OR AFRICAN AMERICAN ALONE HOUSEHOLDER) [1] - Universe: Specified renter-occupied housing units paying cash rent with a householder who is Black or African American alone; HCT37I. MEDIAN GROSS RENT (DOLLARS) (WHITE ALONE, NOT HISPANIC OR LATINO HOUSEHOLDER) [1] - Universe: Specified renter-occupied housing units paying cash rent with a householder who is White alone, not Hispanic or Latino.

# Chart 18 -- Median Home Value By Household Rochester borough, Pennsylvania



Source: Data Set: Census 2000 Summary File 3 (SF 3) - Sample Data -- HCT42B. MEDIAN VALUE (DOLLARS) (BLACK OR AFRICAN AMERICAN ALONE HOUSEHOLDER) [1] - Universe: Specified owner-occupied housing units with a householder who is Black or African American alone; HCT42I. MEDIAN VALUE (DOLLARS) (WHITE ALONE, NOT HISPANIC OR LATINO HOUSEHOLDER) [1] - Universe: Specified owner-occupied housing units with a householder who is White alone, not Hispanic or Latino.

## HOUSEHOLDS BY AGE OF HOUSEHOLDER BY HOUSEHOLD TYPE (INCLUDING LIVING ALONE) BY PRESENCE OF OWN CHILDREN UNDER 18 YEARS

Source data for Chart 1

	African American	White, Not Hispanic
	Rochester borough, Pennsylvania	Rochester borough, Pennsylvania
Total:	201	1,485
Householder 15 to 64 years:	145	1,112
Family households:	95	714
Married-couple family:	50	489
With own children under 18 years	27	238
No own children under 18 years	23	251
Other family:	45	225
Male householder, no wife present:	13	55
With own children under 18 years	7	30
No own children under 18 years	6	25
Female householder, no husband present:	32	170
With own children under 18 years	12	102
No own children under 18 years	20	68
Nonfamily households:	50	398
Householder living alone	50	306
Householder not living alone	0	92
Householder 65 years and over:	56	373
Family households:	33	100
Married-couple family:	14	79
With own children under 18 years	0	0
No own children under 18 years	14	79
Other family:	19	21
Male householder, no wife present:	4	6
With own children under 18 years	0	0
No own children under 18 years	4	6
Female householder, no husband present:	15	15
With own children under 18 years	0	0
No own children under 18 years	15	15
Nonfamily households:	23	273
Householder living alone	23	244
Householder not living alone	0	29

Source: Data Set: Census 2000 Summary File 3 (SF 3) - Sample Data - P146B. HOUSEHOLDS BY AGE OF HOUSEHOLDER BY HOUSEHOLD TYPE (INCLUDING LIVING ALONE) BY PRESENCE OF OWN CHILDREN UNDER 18 YEARS (BLACK OR AFRICAN AMERICAN ALONE HOUSEHOLDER) [31] - Universe: Households with a householder who is Black or African American alone; P146I. HOUSEHOLDS BY AGE OF HOUSEHOLDER BY HOUSEHOLD TYPE (INCLUDING LIVING ALONE) BY PRESENCE OF OWN CHILDREN UNDER 18 YEARS (WHITE ALONE, NOT HISPANIC OR LATINO HOUSEHOLDER) [31] - Universe: Households with a householder who is White alone, not Hispanic or Latino.

## SCHOOL ENROLLMENT BY LEVEL OF SCHOOL BY TYPE OF SCHOOL FOR THE POPULATION 3 YEARS AND OVER

### Source data for Chart 2

	African American	White, Not Hispanic
	Rochester borough, Pennsylvania	Rochester borough, Pennsylvania
Total:	522	3,252
Enrolled in nursery school, preschool:	0	54
Public school	0	18
Private school	0	36
Enrolled in kindergarten:	14	8
Public school	14	8
Private school	0	0
Enrolled in grade 1 to grade 8:	112	333
Public school	112	317
Private school	0	16
Enrolled in grade 9 to grade 12:	21	196
Public school	21	183
Private school	0	13
Enrolled in college:	18	96
Public school	18	84
Private school	0	12
Not enrolled in school	357	2,565

*Source: Data Set: Census 2000 Summary File 3 (SF 3) - Sample Data - P146B. HOUSEHOLDS BY AGE OF HOUSEHOLDER BY HOUSEHOLD TYPE (INCLUDING LIVING ALONE) BY PRESENCE OF OWN CHILDREN UNDER 18 YEARS (BLACK OR AFRICAN AMERICAN ALONE HOUSEHOLDER) [31] - Universe: Households with a householder who is Black or African American alone; P146I. HOUSEHOLDS BY AGE OF HOUSEHOLDER BY HOUSEHOLD TYPE (INCLUDING LIVING ALONE) BY PRESENCE OF OWN CHILDREN UNDER 18 YEARS (WHITE ALONE, NOT HISPANIC OR LATINO HOUSEHOLDER) [31] - Universe: Households with a householder who is White alone, not Hispanic or Latino.*

## SEX BY EDUCATIONAL ATTAINMENT FOR THE POPULATION 25 YEARS AND OVER

### Source data for Chart 3

	African American	White, Not Hispanic
	Rochester borough, Pennsylvania	Rochester borough, Pennsylvania
Total:	343	2,383
Male:	159	1,036
Less than 9th grade	0	85
9th to 12th grade, no diploma	33	177
High school graduate (includes equivalency)	78	403
Some college, no degree	33	193
Associate degree	0	88
Bachelor's degree	0	67
Graduate or professional degree	15	23
Female:	184	1,347
Less than 9th grade	6	97
9th to 12th grade, no diploma	39	242
High school graduate (includes equivalency)	81	526
Some college, no degree	13	235
Associate degree	27	89
Bachelor's degree	6	99
Graduate or professional degree	12	59

Source: Data Set: Census 2000 Summary File 3 (SF 3) - Sample Data -- P148B. SEX BY EDUCATIONAL ATTAINMENT FOR THE POPULATION 25 YEARS AND OVER (BLACK OR AFRICAN AMERICAN ALONE) [17] - Universe: Black or African American alone 25 years and over; P148I. SEX BY EDUCATIONAL ATTAINMENT FOR THE POPULATION 25 YEARS AND OVER (WHITE ALONE, NOT HISPANIC OR LATINO) [17] - Universe: White alone, not Hispanic or Latino population 25 years and over.

## SEX BY EMPLOYMENT STATUS FOR THE POPULATION 16 YEARS AND OVER

Source data for Charts 4 and 5

	African American	White, Not Hispanic
	Rochester borough, Pennsylvania	Rochester borough, Pennsylvania
Total:	386	2,766
Male:	194	1,239
In labor force:	142	854
In Armed Forces	0	0
Civilian:	142	854
Employed	118	802
Unemployed	24	52
Not in labor force	52	385
Female:	192	1,527
In labor force:	122	826
In Armed Forces	0	0
Civilian:	122	826
Employed	122	815
Unemployed	0	11
Not in labor force	70	701

*Source: Data Set: Census 2000 Summary File 3 (SF 3) - Sample Data -- P150B. SEX BY EMPLOYMENT STATUS FOR THE POPULATION 16 YEARS AND OVER (BLACK OR AFRICAN AMERICAN ALONE) [15] - Universe: Black or African American alone 16 years and over; P150I. SEX BY EMPLOYMENT STATUS FOR THE POPULATION 16 YEARS AND OVER (WHITE ALONE, NOT HISPANIC OR LATINO) [15] - Universe: White alone, not Hispanic or Latino population 16 years and over.*

## HOUSEHOLD INCOME IN 1999

### Source data for Chart 6

	African American	White, Not Hispanic
	Rochester borough, Pennsylvania	Rochester borough, Pennsylvania
Total:	201	1,485
Less than \$10,000	41	189
\$10,000 to \$14,999	0	152
\$15,000 to \$19,999	6	124
\$20,000 to \$24,999	5	115
\$25,000 to \$29,999	29	139
\$30,000 to \$34,999	6	155
\$35,000 to \$39,999	12	99
\$40,000 to \$44,999	32	73
\$45,000 to \$49,999	13	68
\$50,000 to \$59,999	23	172
\$60,000 to \$74,999	23	114
\$75,000 to \$99,999	11	47
\$100,000 to \$124,999	0	33
\$125,000 to \$149,999	0	5
\$150,000 to \$199,999	0	0
\$200,000 or more	0	0

Source: Data Set: Census 2000 Summary File 3 (SF 3) - Sample Data -- P151B. HOUSEHOLD INCOME IN 1999 (BLACK OR AFRICAN AMERICAN ALONE HOUSEHOLDER) [17] - Universe: Households with a householder who is Black or African American alone; P151I. HOUSEHOLD INCOME IN 1999 (WHITE ALONE, NOT HISPANIC OR LATINO HOUSEHOLDER) [17] - Universe: Households with a householder who is White alone, not Hispanic or Latino.

## MEDIAN FAMILY INCOME IN 1999

### Source data for Chart 7

	African American	White, Not Hispanic
	Rochester borough, Pennsylvania	Rochester borough, Pennsylvania
Median family income in 1999	\$ 43,438	\$ 38,269

Source: Data Set: Census 2000 Summary File 3 (SF 3) - Sample Data -- P155B. MEDIAN FAMILY INCOME IN 1999 (DOLLARS) (BLACK OR AFRICAN AMERICAN ALONE HOUSEHOLDER) [1] - Universe: Families with a householder who is Black or African American alone ; P155I. MEDIAN FAMILY INCOME IN 1999 (DOLLARS) (WHITE ALONE, NOT HISPANIC OR LATINO HOUSEHOLDER) [1] - Universe: Families with a householder who is White alone, not Hispanic or Latino.

## PER CAPITA INCOME IN 1999

### Source data for Chart 8

	African American	White, Not Hispanic
	Rochester borough, Pennsylvania	Rochester borough, Pennsylvania
Per capita income in 1999	\$ 14,677	\$ 15,523

Source: Data Set: Census 2000 Summary File 3 (SF 3) - Sample Data -- P157B. PER CAPITA INCOME IN 1999 (DOLLARS) (BLACK OR AFRICAN AMERICAN ALONE) [1] - Universe: Black or African American alone; P157I. PER CAPITA INCOME IN 1999 (DOLLARS) (WHITE ALONE, NOT HISPANIC OR LATINO) [1] - Universe: White alone, not Hispanic or Latino population.

## POVERTY STATUS IN 1999 BY AGE

### Source data for Chart 9

	African American	White, Not Hispanic
	Rochester borough, Pennsylvania	Rochester borough, Pennsylvania
Total:	515	3,180
Income in 1999 below poverty level:	69	358
Under 5 years	0	16
5 years	0	0
6 to 11 years	20	13
12 to 17 years	8	42
18 to 64 years	34	231
65 to 74 years	7	28
75 years and over	0	28
Income in 1999 at or above poverty level:	446	2,822
Under 5 years	6	145
5 years	7	14
6 to 11 years	77	197
12 to 17 years	28	209
18 to 64 years	258	1,821
65 to 74 years	43	232
75 years and over	27	204

Source: Data Set: Census 2000 Summary File 3 (SF 3) - Sample Data -- P159B. POVERTY STATUS IN 1999 BY AGE (BLACK OR AFRICAN AMERICAN ALONE) [17] - Universe: Black or African American alone for whom poverty status is determined;P159I. POVERTY STATUS IN 1999 BY AGE (WHITE ALONE, NOT HISPANIC OR LATINO) [17] - Universe: White alone, not Hispanic or Latino population for whom poverty status is determined.

## MEDIAN EARNINGS IN 1999

**Source data for Chart 10**

	African American	White, Not Hispanic
	Rochester borough, Pennsylvania	Rochester borough, Pennsylvania
Median earnings in 1999 --		
Worked full-time, year-round in 1999 --		
Total	\$ 24,792	\$ 24,846
Male	\$ 25,694	\$ 27,604
Female	\$ 22,039	\$ 21,479
Other --		
Total	\$ 17,917	\$ 8,491
Male	\$ 18,542	\$ 8,967
Female	\$ 11,250	\$ 8,305

Source: Data Set: Census 2000 Summary File 3 (SF 3) - Sample Data -- PCT74B. MEDIAN EARNINGS IN 1999 (DOLLARS) BY WORK EXPERIENCE IN 1999 BY SEX FOR THE POPULATION 16 YEARS AND OVER WITH EARNINGS (BLACK OR AFRICAN AMERICAN ALONE) [6] - Universe: Black or African American alone 16 years and over with earnings in 1999; PCT74I. MEDIAN EARNINGS IN 1999 (DOLLARS) BY WORK EXPERIENCE IN 1999 BY SEX FOR THE POPULATION 16 YEARS AND OVER WITH EARNINGS (WHITE ALONE, NOT HISPANIC OR LATINO) [6] - Universe: White alone, not Hispanic or Latino population 16 years and over with earnings in 1999.

## TENURE BY RACE OF HOUSEHOLDER

### Source data for Chart 11

	<b>Rochester borough, Pennsylvania</b>
Total:	1,732
Owner occupied:	898
Householder who is White alone	788
<b>Householder who is Black or African American alone</b>	<b>105</b>
Householder who is American Indian and Alaska Native alone	0
Householder who is Asian alone	5
Householder who is Native Hawaiian and Other Pacific Islander alone	0
Householder who is Some other race alone	0
Householder who is Two or more races	0
Renter occupied:	834
Householder who is White alone	690
<b>Householder who is Black or African American alone</b>	<b>97</b>
Householder who is American Indian and Alaska Native alone	0
Householder who is Asian alone	7
Householder who is Native Hawaiian and Other Pacific Islander alone	0
Householder who is Some other race alone	6
Householder who is Two or more races	34

### White alone, not Hispanic

### White, Not Hispanic

		<b>Rochester borough, Pennsylvania</b>
Total:		1,471
Owner occupied		788
Renter occupied		683

Source: Data Set: Census 2000 Summary File 3 (SF 3) - Sample Data -- H11. TENURE BY RACE OF HOUSEHOLDER [17] - Universe: Occupied housing units; H13. TENURE (WHITE ALONE, NOT HISPANIC OR LATINO HOUSEHOLDER) [3] - Universe: Occupied housing units with a householder who is White alone, not Hispanic or Latino.

## OCCUPANTS PER ROOM

### Source data for Chart 12

	African American	White, Not Hispanic
	Rochester borough, Pennsylvania	Rochester borough, Pennsylvania
Total:	202	1,471
1.00 or less occupants per room	202	1,471
1.01 or more occupants per room	0	0

Source: Data Set: Census 2000 Summary File 3 (SF 3) - Sample Data -- HCT29B. OCCUPANTS PER ROOM (BLACK OR AFRICAN AMERICAN ALONE HOUSEHOLDER) [3] - Universe: Occupied housing units with a householder who is Black or African American alone; HCT29I. OCCUPANTS PER ROOM (WHITE ALONE, NOT HISPANIC OR LATINO HOUSEHOLDER) [3] - Universe: Occupied housing units with a householder who is White alone, not Hispanic or Latino.

## TELEPHONE SERVICE AVAILABLE

### Source data for Chart 13

	African American	White, Not Hispanic
	Rochester borough, Pennsylvania	Rochester borough, Pennsylvania
Total:	202	1,471
With telephone service available	202	1,444
No telephone service available	0	27

Source: Data Set: Census 2000 Summary File 3 (SF 3) - Sample Data -- HCT32B. TELEPHONE SERVICE AVAILABLE (BLACK OR AFRICAN AMERICAN ALONE HOUSEHOLDER) [3] - Universe: Occupied housing units with a householder who is Black or African American alone; HCT32I. TELEPHONE SERVICE AVAILABLE (WHITE ALONE, NOT HISPANIC OR LATINO HOUSEHOLDER) [3] - Universe: Occupied housing units with a householder who is White alone, not Hispanic or Latino.

## VEHICLES AVAILABLE

### Source data for Chart 14

	African American	White, Not Hispanic
	Rochester borough, Pennsylvania	Rochester borough, Pennsylvania
Total:	202	1,471
No vehicle available	52	330
1 or more vehicles available	150	1,141

Source: Data Set: Census 2000 Summary File 3 (SF 3) - Sample Data -- HCT33B. VEHICLES AVAILABLE (BLACK OR AFRICAN AMERICAN ALONE HOUSEHOLDER) [3] - Universe: Occupied housing units with a householder who is Black or African American alone;; HCT33I. VEHICLES AVAILABLE (WHITE ALONE, NOT HISPANIC OR LATINO HOUSEHOLDER) [3] - Universe: Occupied housing units with a householder who is White alone, not Hispanic or Latino.

## PLUMBING FACILITIES

### Source data for Chart 15

	African American	White, Not Hispanic
	Rochester borough, Pennsylvania	Rochester borough, Pennsylvania
Total:	202	1,471
Complete plumbing facilities	202	1,471
Lacking complete plumbing facilities	0	0

Source: Data Set: Census 2000 Summary File 3 (SF 3) - Sample Data -- HCT34B. PLUMBING FACILITIES (BLACK OR AFRICAN AMERICAN ALONE HOUSEHOLDER) [3] - Universe: Occupied housing units with a householder who is Black or African American alone; HCT34I. PLUMBING FACILITIES (WHITE ALONE, NOT HISPANIC OR LATINO HOUSEHOLDER) [3] - Universe: Occupied housing units with a householder who is White alone, not Hispanic or Latino.

## GROSS RENT AS A PERCENTAGE OF HOUSEHOLD INCOME IN 1999

### Source data for Chart 16

	African American	White, Not Hispanic
	Rochester borough, Pennsylvania	Rochester borough, Pennsylvania
Total:	97	683
Less than 10 percent	17	41
10 to 14 percent	0	122
15 to 19 percent	27	86
20 to 24 percent	14	81
25 to 29 percent	7	67
30 to 34 percent	7	77
35 to 39 percent	0	17
40 to 49 percent	6	39
50 percent or more	19	97
Not computed	0	56

Source: Data Set: Census 2000 Summary File 3 (SF 3) - Sample Data -- HCT39B. GROSS RENT AS A PERCENTAGE OF HOUSEHOLD INCOME IN 1999 (BLACK OR AFRICAN AMERICAN ALONE HOUSEHOLDER) [11] - Universe: Specified renter-occupied housing units with a householder who is Black or African American alone; HCT39I. GROSS RENT AS A PERCENTAGE OF HOUSEHOLD INCOME IN 1999 (WHITE ALONE, NOT HISPANIC OR LATINO HOUSEHOLDER) [11] - Universe: Specified renter-occupied housing units with a householder who is White alone, not Hispanic or Latino.

## MEDIAN GROSS RENT

### Source data for Chart 17

	African American	White, Not Hispanic
	Rochester borough, Pennsylvania	Rochester borough, Pennsylvania
Median gross rent	\$ 494	\$ 414

Source: Data Set: Census 2000 Summary File 3 (SF 3) - Sample Data -- HCT37B. MEDIAN GROSS RENT (DOLLARS) (BLACK OR AFRICAN AMERICAN ALONE HOUSEHOLDER) [1] - Universe: Specified renter-occupied housing units paying cash rent with a householder who is Black or African American alone; HCT37I. MEDIAN GROSS RENT (DOLLARS) (WHITE ALONE, NOT HISPANIC OR LATINO HOUSEHOLDER) [1] - Universe: Specified renter-occupied housing units paying cash rent with a householder who is White alone, not Hispanic or Latino.

## MEDIAN HOME VALUE

### Source data for Chart 18

	African American	White, Not Hispanic
	Rochester borough, Pennsylvania	Rochester borough, Pennsylvania
Median value	\$ 50,000	\$ 52,900

Source: Data Set: Census 2000 Summary File 3 (SF 3) - Sample Data -- HCT42B. MEDIAN VALUE (DOLLARS) (BLACK OR AFRICAN AMERICAN ALONE HOUSEHOLDER) [1] - Universe: Specified owner-occupied housing units with a householder who is Black or African American alone; HCT42I. MEDIAN VALUE (DOLLARS) (WHITE ALONE, NOT HISPANIC OR LATINO HOUSEHOLDER) [1] - Universe: Specified owner-occupied housing units with a householder who is White alone, not Hispanic or Latino.